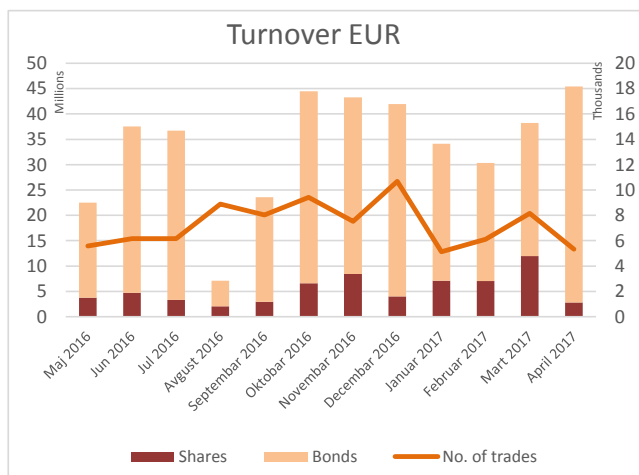


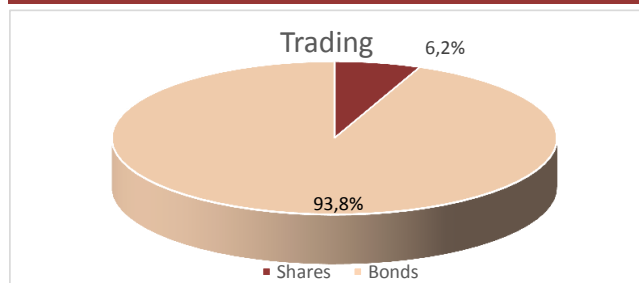


Belgrade Stock Exchange Monthly Report

April 2017

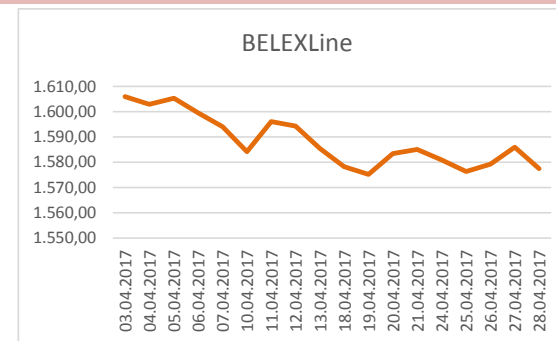
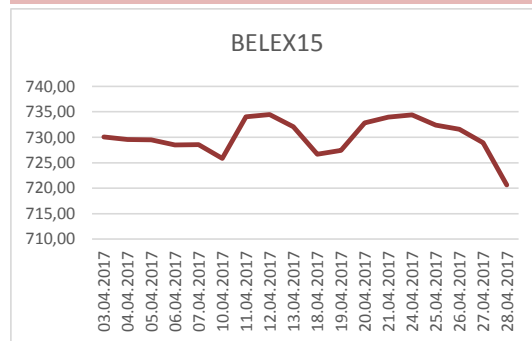


Segment	Total Turnover EUR	Trades
Prime Listing Shares	1.546.540	4.189
Prime Listing Bonds	42.599.583	22
Standard Listing Shares	195.621	124
Open Market Shares	686.381	546
MTP Shares	408.194	454
Total:	45.436.318	5.335



Total Market Capitalization (Shares) EUR: 4.600.913.795

Index	Last	Index Market Cap EUR	% Of Total Market Cap	Trades	Turnover EUR	Mothly Change	YTD
BELEX15	720,64	2.043.719.630	44,42%	4.551	1.995.823	-1,62%	0,46%
BELEXLine	1577,39	2.242.926.303	48,75%	4.753	2.274.055	-1,64%	0,51%



Top 5 traded Shares						
Issuer	Ticker	Price RSD	Turnover EUR	% Change	Trades	
Energoprojekt holding a.d. , Beograd	ENHL	1.350,00	680.440	-9,34%	337	
NIS a.d. , Novi Sad	NIIS	745,00	460.938	-0,27%	1.694	
Aerodrom Nikola Tesla a.d. , Beograd	AERO	1.316,00	382.192	1,23%	2.102	
Jubmes banka a.d. , Beograd	JMBN	7.001,00	173.349	27,29%	73	
Impol Seval a.d. , Sevojno	IMPL	3.359,00	150.758	-4,03%	155	

Top 3 Gainers in the month				
Ticker	Price RSD	% Change	Turnover EUR	
AMS Osiguranje a.d. , Beograd	AMSO	259,00	115,83%	5.780
Ibar a.d. , Raška	IBAR	2.399,00	99,92%	1.540
Čoka duvanska industrija a.d. , Čoka	COKA	4.725,00	50,00%	7.340

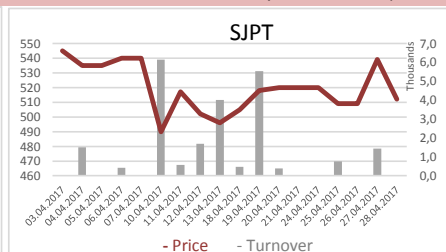
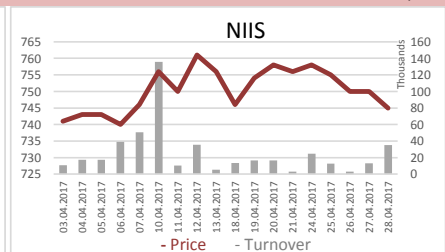
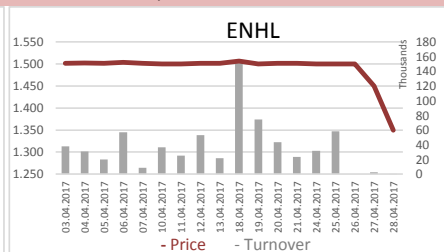
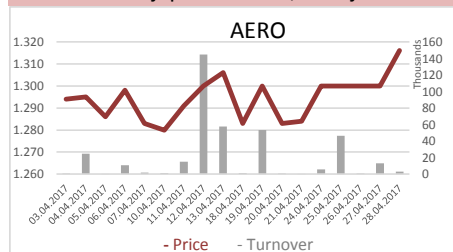
Top 3 Decliners in the month				
Ticker	Price RSD	% Change	Turnover EUR	
Ratko Mitrović a.d. , Beograd	RMBG	38,00	-49,33%	14
Autoventil a.d. , Užice	AVEN	750,00	-25,00%	9.105
Venac a.d. , Ruma	VNAC	453,00	-24,63%	246



Shares - Official Listing Segments

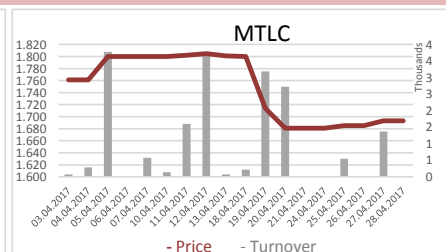
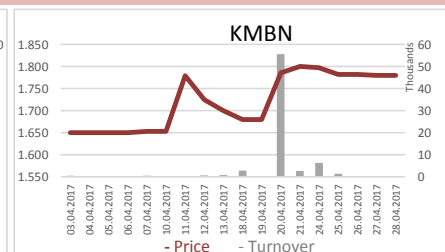
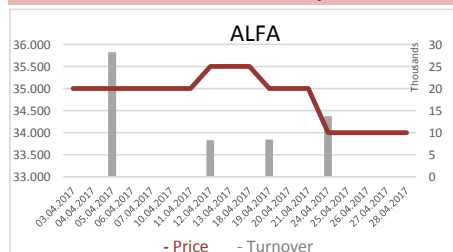
Prime Listing Shares

Ticker	Issuer	Price RSD	Turnover EUR	Trades	1y price range	Issued shares	Monthly change	Market CAP	P/E	P/B
AERO	Aerodrom Nikola Tesla a.d., Beogr	1.316,00	382.192	2.102	871 - 1400	34.289.350	1,23%	366.358.542	15,28	1,68
ENHL	Energoprojekt holding a.d., Beogra	1.350,00	680.440	337	980 - 1515	10.931.292	-9,34%	119.810.931	63,58	1,75
NIIS	NIS a.d., Novi Sad	745,00	460.938	1.694	562 - 775	163.060.400	-0,27%	986.270.302	7,55	0,56
SJPT	Sojaprotein a.d., Bečej	512,00	22.970	56	480 - 897	14.895.524	-6,06%	61.918.001	/	0,67



Standard Listing Shares

Ticker	Issuer	Price RSD	Turnover EUR	Trades	1y price range	Issued shares	Monthly change	Market CAP	P/E	P/B
ALFA	Alfa plam a.d., Vranje	34.001,00	58.841	6	31000 - 36000	174.812	-2,86%	48.256.310	7,46	0,83
JESV	Jedinstvo a.d., Sevojno	4.766,00	45.787	34	3900 - 4800	304.719	5,63%	11.790.840	9,36	0,58
KMBN	Komercijalna banka a.d., Beograd	1.780,00	72.654	54	1355 - 1900	16.817.956	7,55%	243.043.715	/	0,55
MTLC	Metalac a.d., Gornji Milanovac	1.693,00	18.339	30	1280 - 2800	2.040.000	-5,94%	28.040.019	13,36	1,12





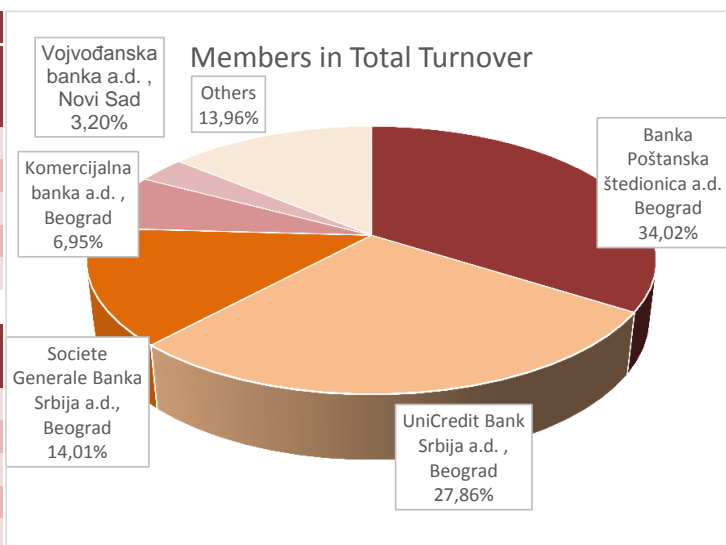
Bonds - Official Listing Segments

Prime Listing Bonds - top 5 Turnover							
Ticker	Issuer	Price	Turnover EUR	Trades	1y price range	No. Of Bonds	Monthly change
RSO15105	Republika Srbija	106,3185	27.469.393	11	105,4267 - 115,1742	4.804.175	0,43%
RSO15112	Republika Srbija	105,8719	6.393.229	2	105,8719 - 120,0427	3.459.287	-8,03%
RSO1215	Republika Srbija	107,8837	2.872.607	3	107,4715 - 112,5578	500.000	0,31%
RSO16134	Republika Srbija	103,5164	1.785.948	1	102,5118 - 108,1651	10.867.234	0,98%
RSO1486	Republika Srbija	118,1483	1.202.916	1	116,2666 - 118,1483	913.418	1,62%

Top Member Statistics

Trading in Shares		
Member Name	Turnover EUR	% in Turnover
Tesla Capital a.d., Beograd	1.225.620	21,60%
Dunav Stockbroker a.d., B	569.021	10,03%
Tezoro broker a.d., Beogr	484.890	8,54%
Wise broker a.d., Beograd	444.490	7,84%
Raiffeisen banka a.d., Beog	351.569	6,20%

Member Name	Trades	% in Trades
Banka Poštanska štedionica	3.484	32,79%
Dunav Stockbroker a.d., B	1.555	14,63%
Tesla Capital a.d., Beograd	928	8,73%
Komercijalna banka a.d., E	680	6,40%
Vojvođanska banka a.d., N	607	5,71%



Trading in Bonds		
Member Name	Turnover EUR	% in Turnover
Banka Poštanska štedionica a.d., Beograd	30.841.538	36,18%
UniCredit Bank Srbija a.d., Beograd	25.289.265	29,67%
Societe Generale Banka Srbija a.d., Beograd	12.648.880	14,86%
Komercijalna banka a.d., Beograd	6.030.383	7,09%
Erste bank a.d., Novi Sad	2.686.868	3,15%

Member Name	Trades	% in Trades
Banka Poštanska štedionica a.d., Beograd	16	36,36%
UniCredit Bank Srbija a.d., Beograd	11	25,00%
Societe Generale Banka Srbija a.d., Beograd	6	13,64%
Erste bank a.d., Novi Sad	2	4,55%
Komercijalna banka a.d., Beograd	2	4,55%