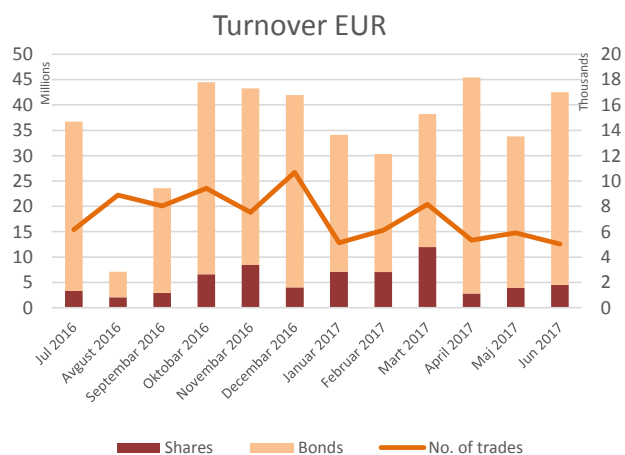


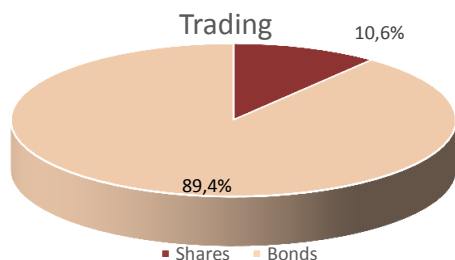


# Belgrade Stock Exchange Monthly Report

June 2017

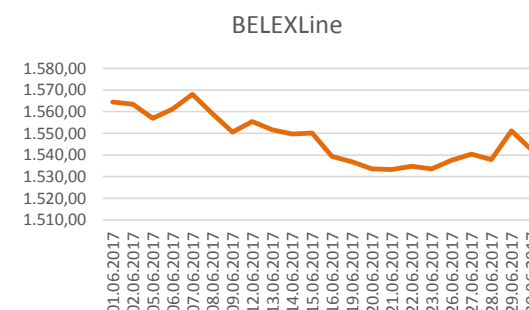
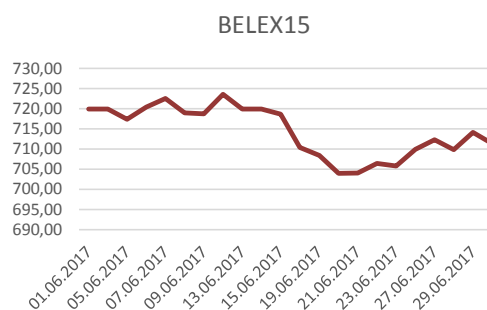


Segment	Total Turnover EUR	Trades
Prime Listing Shares	2.550.939	4.150
Prime Listing Bonds	37.983.514	19
Standard Listing Shares	893.078	199
Open Market Shares	870.781	300
MTP Shares	212.405	361
<b>Total:</b>	<b>42.510.716</b>	<b>5.029</b>



Total Market Capitalization (Shares) EUR: 4.517.703.659

Index	Last	Index Market Cap EUR	% Of Total Market Cap	Trades	Turnover EUR	Mohtly Change	YTD
BELEX15	711,32	1.984.216.884	43,92%	4.479	3.796.082	-2,00%	-0,84%
BELEXLine	1542,38	2.170.456.651	48,04%	4.592	4.293.975	-1,46%	-1,72%



**Top 5 traded Shares**

Issuer	Ticker	Price RSD	Turnover EUR	% Change	Trades
Energoprojekt holding a.d. , Beograd	ENHL	1.450,00	1.496.273	0,00%	584
Aerodrom Nikola Tesla a.d. , Beograd	AERO	1.286,00	770.497	1,82%	2.227
Komercijalna banka a.d. , Beograd	KMBN	1.800,00	534.312	-1,26%	95
Halkbank a.d. , Beograd	CCNB	9.300,00	435.532	3,33%	2
NIS a.d., Novi Sad	NIIS	676,00	275.271	-8,28%	1.300

**Top 3 Gainers in the month**

Ticker	Price RSD	% Change	Turnover EUR	
Preduzeće za puteve Valjevo a.d. , Valjev	PPVA	520,00	73,33%	1.080
Kluz Padobrani a.d. , Beograd	KLZP	98,00	50,77%	9.951
Kadinjača a.d. , Bajina Bašta	KDNA	90,00	50,00%	1.094

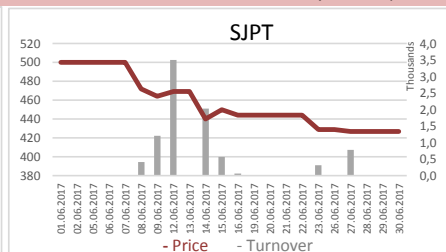
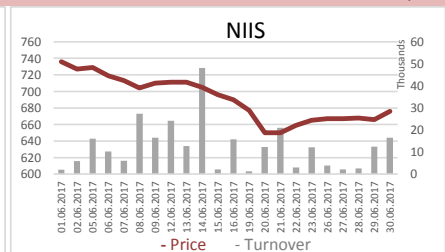
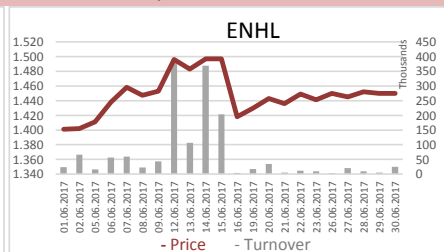
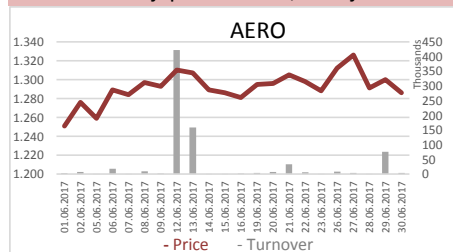
**Top 3 Decliners in the month**

Ticker	Price RSD	% Change	Turnover EUR	
Milan Blagojević intertrans a.d. , Lučani	MBIT	688,00	-49,96%	57
Ikarbus a.d. , Zemun	IKRB	51,00	-49,00%	41
Neostar a.d. , Novi Sad	ZVNS	314,00	-39,85%	64

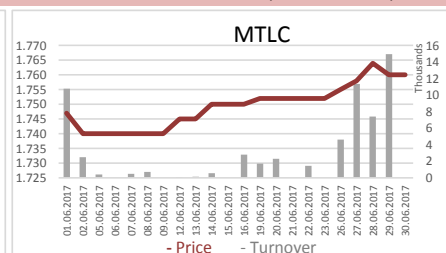
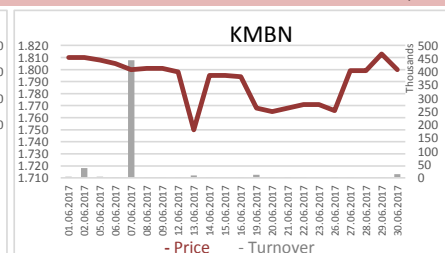
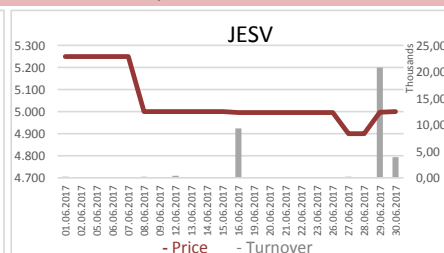
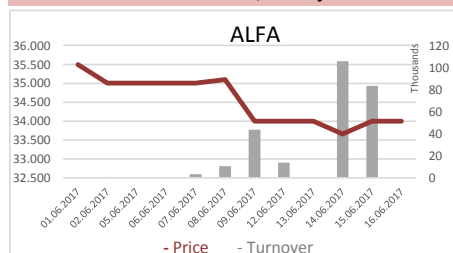


## Shares - Official Listing Segments

Prime Listing Shares										
Ticker	Issuer	Price RSD	Turnover EUR	Trades	1y price range	Issued shares	Monthly change	Market CAP	P/E	P/B
AERO	Aerodrom Nikola Tesla a.d. , Beogr	1.286,00	770.497	2.227	882 - 1400	34.289.350	1,82%	364.887.174	14,93	1,65
ENHL	Energoprojekt holding a.d. , Beogra	1.450,00	1.496.273	584	1150 - 1520	10.931.292	0,00%	131.158.933	68,29	1,88
NIIS	NIS a.d., Novi Sad	676,00	275.271	1.300	562 - 775	163.060.400	-8,28%	912.123.354	6,85	0,51
SJPT	Sojaprotein a.d. , Bečej	427,00	8.897	39	420 - 822	14.895.524	-14,60%	52.631.050	/	0,55



Standard Listing Shares										
Ticker	Issuer	Price RSD	Turnover EUR	Trades	1y price range	Issued shares	Monthly change	Market CAP	P/E	P/B
ALFA	Alfa plam a.d. , Vranje	34.000,00	261.376	27	31000 - 36000	174.812	-4,23%	48.650.825	7,46	0,83
JESV	Jedinstvo a.d. , Sevojno	5.000,00	35.117	21	3900 - 5250	304.719	0,00%	12.607.469	9,82	0,61
KMBN	Komercijalna banka a.d. , Beograd	1.800,00	534.312	95	1400 - 1900	16.817.956	-1,26%	250.497.902	/	0,56
MTLC	Metalac a.d. , Gornji Milanovac	1.760,00	62.273	56	1280 - 1820	2.040.000	-0,40%	29.709.901	13,89	1,16



\*on 16th June 2017 shares of Alfa plam Vranje were delisted from Standard Listing and admitted to Open Market



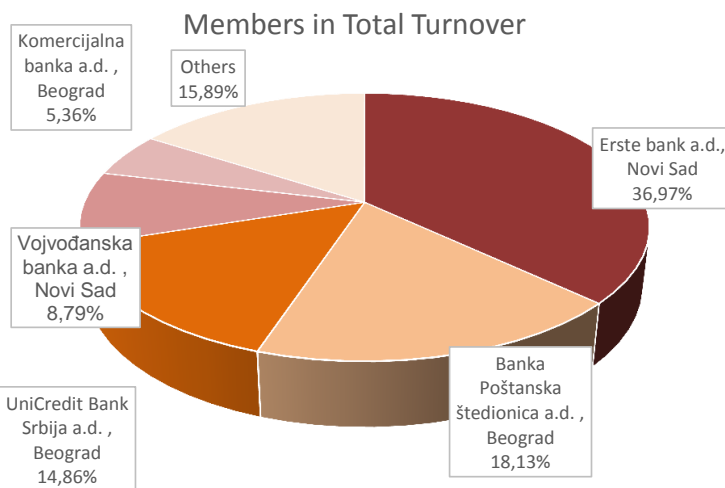
## Bonds - Official Listing Segments

Prime Listing Bonds - top 5 Turnover							
Ticker	Issuer	Price	Turnover EUR	Trades	1y price range	No. Of Bonds	Monthly change
RSO15105	Republika Srbija	107,2735	8.602.154	5	105.4267 - 115.1742	4.804.175	0,35%
RSO16134	Republika Srbija	104,3388	4.270.275	1	102.5118 - 108.1651	10.867.234	0,79%
RSO15127	Republika Srbija	104,2765	4.264.560	2	103.9827 - 104.2765	949.743	0,28%
RSO16138	Republika Srbija	102,2865	4.091.460	1	101.4025 - 102.2865	69.880	0,74%
RSO15112	Republika Srbija	106,5737	3.477.341	2	105.8719 - 115.118	3.459.287	0,29%

## Top Member Statistics

Trading in Shares		
Member Name	Turnover EUR	% in Turnover
Tesla Capital a.d., Beograd	2.567.017	28,39%
M&V Investments a.d., Be	2.023.663	22,34%
Dunav Stockbroker a.d., B	701.696	7,75%
Convst a.d., Novi Sad	581.138	6,41%
Vojvođanska banka a.d., N	456.953	5,05%

Member Name	Trades	% in Trades
Banka Poštanska štedionica	3.182	31,76%
Tesla Capital a.d., Beograd	1.042	10,40%
Komercijalna banka a.d., E	998	9,96%
Raiffeisen banka a.d., Beog	688	6,87%
Vojvođanska banka a.d., N	618	6,17%



Trading in Bonds		
Member Name	Turnover EUR	% in Turnover
Erste bank a.d., Novi Sad	31.424.692	41,33%
Banka Poštanska štedionica a.d., Be	15.346.898	20,21%
UniCredit Bank Srbija a.d., Beograd	12.177.309	16,03%
Vojvođanska banka a.d., Novi Sad	7.012.829	9,24%
Komercijalna banka a.d., Beograd	4.276.919	5,63%

Member Name	Trades	% in Trades
Erste bank a.d., Novi Sad	12	31,58%
Banka Poštanska štedionica a.d., Be	9	23,68%
UniCredit Bank Srbija a.d., Beograd	7	18,42%
Vojvođanska banka a.d., Novi Sad	4	10,53%
Komercijalna banka a.d., Beograd	2	5,26%