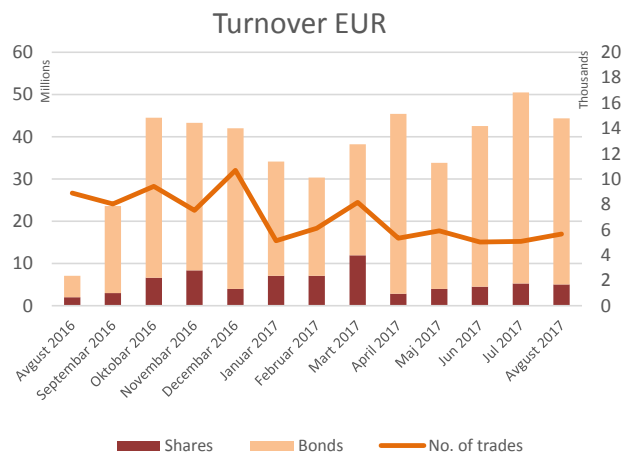


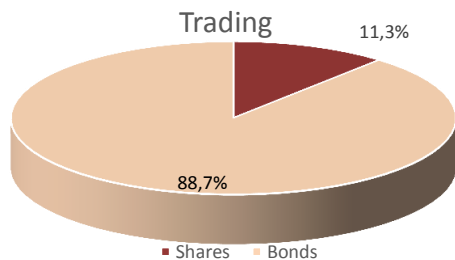


Belgrade Stock Exchange Monthly Report

August 2017

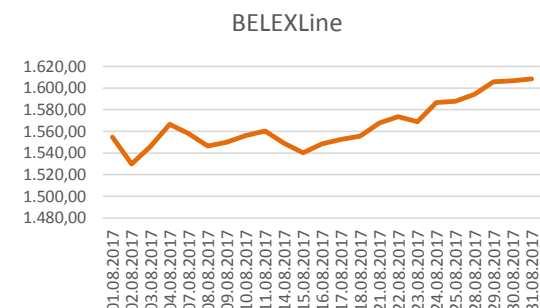
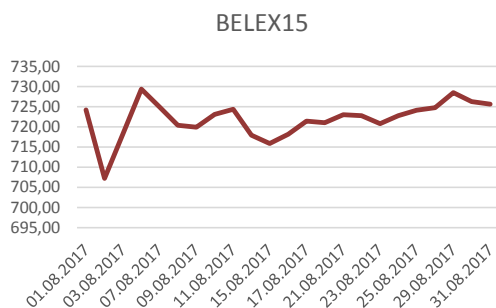


Segment	Total Turnover EUR	Trades
Prime Listing Shares	1.065.638	4.281
Prime Listing Bonds	39.330.527	25
Standard Listing Shares	1.095.860	233
Open Market Shares	2.679.670	785
MTP Shares	187.123	329
Total:	44.358.817	5.653



Total Market Capitalization (Shares) EUR: 4.578.825.639

Index	Last	Index Market Cap EUR	% Of Total Market Cap	Trades	Turnover EUR	Mothy Change	YTD
BELEX15	725,60	2.045.822.682	44,68%	4.730	2.684.803	0,38%	1,15%
BELEXLine	1608,38	2.240.387.383	48,93%	5.155	4.754.456	3,21%	2,48%



Top 5 traded Shares

Issuer	Ticker	Price RSD	Turnover EUR	% Change	Trades
Halkbank a.d., Beograd	CCNB	10.700,00	1.541.121	18,89%	59
Komercijalna banka a.d., Beograd	KMBN	1.893,00	874.065	2,32%	113
NIS a.d., Novi Sad	NIIS	685,00	578.076	-0,87%	1.723
Energoprojekt holding a.d., Beograd	ENHL	1.222,00	297.044	-18,86%	256
Energoprojekt Entel a.d., Beograd	EPEN	17.000,00	272.670	46,86%	114

Top 3 Gainers in the month

Ticker	Price RSD	% Change	Turnover EUR	
Kopaonik a.d., Beograd	KOPB	6.241,00	112,86%	25.292
Erozija a.d., Vladičin Han	ERZJ	1.800,00	50,00%	467
Energoprojekt Entel a.d., Beograd	EPEN	17.000,00	46,86%	272.670

Top 3 Decliners in the month

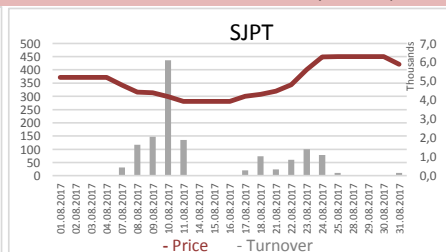
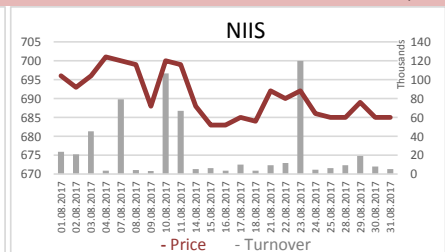
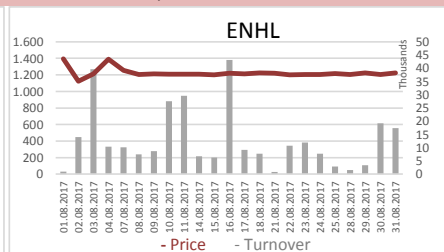
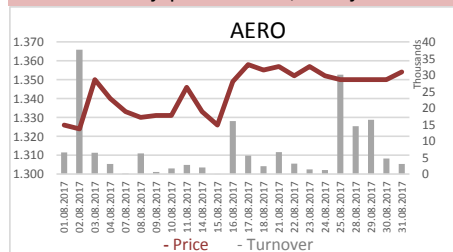
Ticker	Price RSD	% Change	Turnover EUR	
Centar GD a.d., Beograd	CNTA	7.800,00	-49,56%	44.997
Progres a.d., Beograd	PRGS	11,00	-38,89%	49
Kadinjača a.d., Bajina Bašta	KDNA	64,00	-28,89%	652



Shares - Official Listing Segments

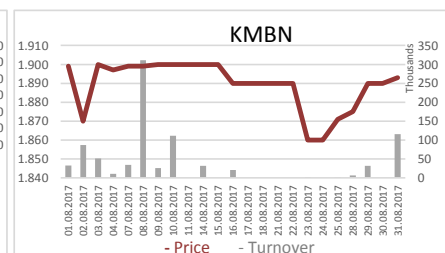
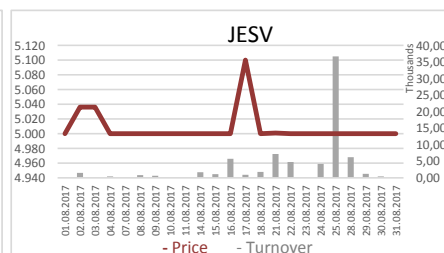
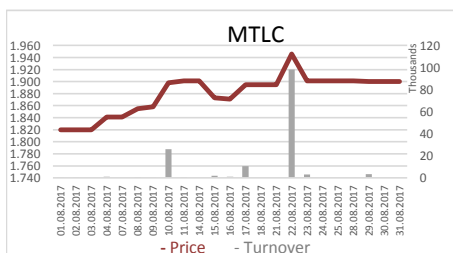
Prime Listing Shares

Ticker	Issuer	Price RSD	Turnover EUR	Trades	1y price range	Issued shares	Monthly change	Market CAP	P/E	P/B
AERO	Aerodrom Nikola Tesla a.d. , Beogr	1.354,00	173.052	2.222	950 - 1400	34.289.350	3,52%	389.573.562	15,72	1,73
ENHL	Energoprojekt holding a.d. , Beogra	1.222,00	297.044	256	1115 - 1520	10.931.292	-18,86%	112.086.746	57,55	1,59
NIIS	NIS a.d., Novi Sad	685,00	578.076	1.723	562 - 775	163.060.400	-0,87%	937.239.610	6,95	0,52
SJPT	Sojaprotein a.d. , Bečej	421,00	17.466	80	270 - 750	14.895.524	13,48%	52.619.830	/	0,55



Standard Listing Shares

Ticker	Issuer	Price RSD	Turnover EUR	Trades	1y price range	Issued shares	Monthly change	Market CAP	P/E	P/B
JESV	Jedinstvo a.d. , Sevojno	5.000,00	75.646	42	3900 - 5250	304.719	0,00%	12.784.422	9,82	0,61
KMBN	Komercijalna banka a.d. , Beograd	1.893,00	874.065	113	1400 - 1910	16.817.956	2,32%	267.137.825	-4,04	0,59
MTLC	Metalac a.d. , Gornji Milanovac	1.900,00	146.149	78	1400 - 1990	2.040.000	5,32%	32.523.354	/	1,26





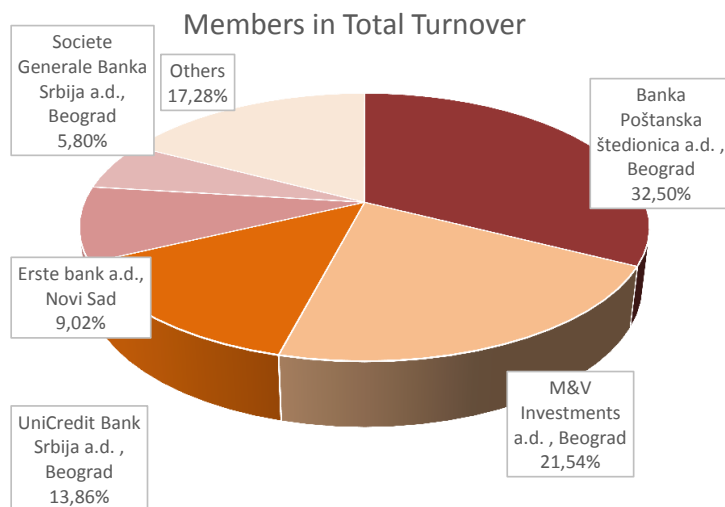
Bonds - Official Listing Segments

Prime Listing Bonds - top 5 Turnover							
Ticker	Issuer	Price	Turnover EUR	Trades	1y price range	No. Of Bonds	Monthly change
RSO16131	Republika Srbija	102,1419	17.441.539	7	102.0336 - 102.1419	2.470.954	0,07%
RSO15105	Republika Srbija	107,9962	10.742.183	8	105.4267 - 115.1742	4.804.175	0,44%
RSO17154	Republika Srbija	99,0504	4.147.606	1	98.8279 - 99.0504	1.821.197	0,23%
RSO16130	Republika Srbija	102,7385	2.054.770	1	102.2934 - 103.6342	150.000	-0,86%
RSO17150	Republika Srbija	102,0887	2.041.774	1	101.4971 - 102.0887	98.420	0,58%

Top Member Statistics

Trading in Shares		
Member Name	Turnover EUR	% in Turnover
M&V Investments a.d. , Be	2.667.987	26,53%
Halkbank a.d., Beograd	1.557.224	15,46%
Tesla Capital a.d., Beograd	1.325.060	13,17%
Vojvođanska banka a.d. , N	709.455	7,07%
Wise broker a.d., Beograd	583.140	5,79%

Member Name	Trades	% in Trades
Banka Poštanska štedionica	3.606	32,04%
Komercijalna banka a.d. , E	977	8,68%
Tesla Capital a.d., Beograd	943	8,38%
Ilirika investments a.d. , Be	628	5,58%
Sinteza Invest Group a.d., I	557	4,95%



Trading in Bonds		
Member Name	Turnover EUR	% in Turnover
Banka Poštanska štedionica a.d. , Be	28.718.080	36,55%
M&V Investments a.d. , Beograd	16.430.595	20,91%
UniCredit Bank Srbija a.d. , Beograd	11.865.427	15,10%
Erste bank a.d., Novi Sad	7.948.398	10,08%
Eurobank a.d., Beograd	5.047.061	6,40%

Member Name	Trades	% in Trades
Banka Poštanska štedionica a.d. , Be	13	26,00%
UniCredit Bank Srbija a.d. , Beograd	8	16,00%
M&V Investments a.d. , Beograd	6	12,00%
Erste bank a.d., Novi Sad	5	10,00%
Komercijalna banka a.d. , Beograd	4	8,00%