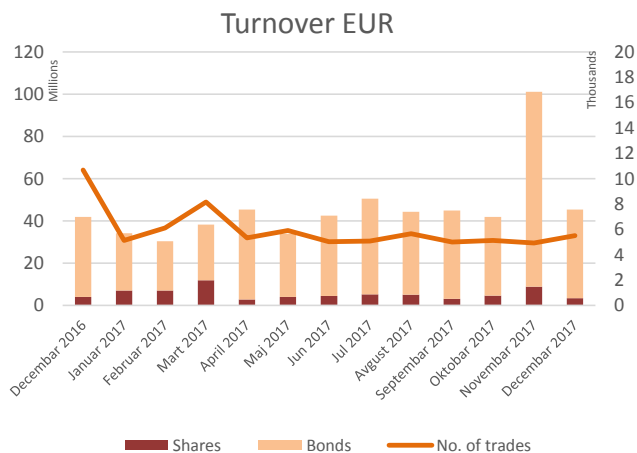


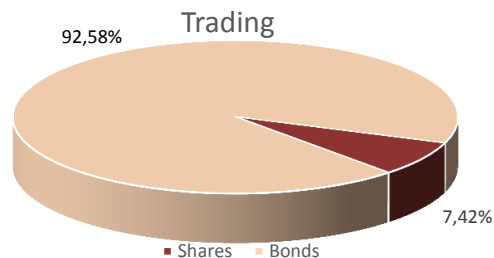


Belgrade Stock Exchange Monthly Report

December 2017

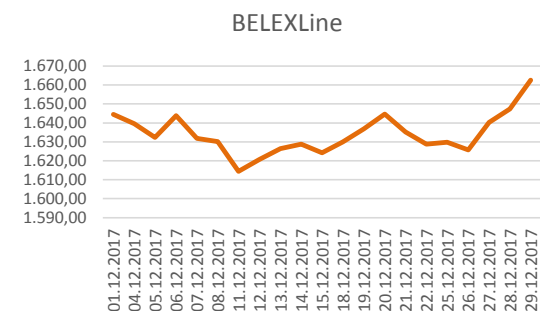
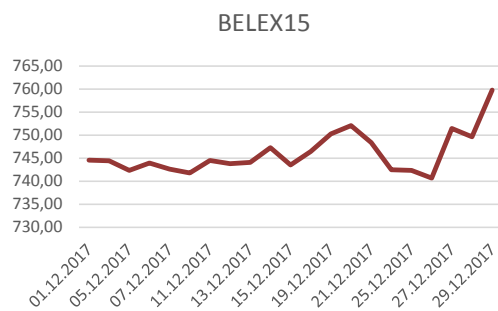


Segment	Total Turnover EUR	Trades
Prime Listing Shares	1.603.635	4.504
Prime Listing Bonds	42.019.519	34
Standard Listing Shares	221.678	144
Open Market Shares	488.399	377
MTP Shares	1.054.337	447
Total:	45.387.568	5.506



Total Market Capitalization (Shares) EUR: 4.632.871.307

Index	Last	Index Market Cap EUR	% Of Total Market Cap	Trades	Turnover EUR	Mohtly Change	YTD
BELEX15	759,80	2.155.063.605	46,52%	4.820	2.159.264	2,13%	5,91%
BELEXLine	1662,53	2.355.486.560	50,84%	4.969	2.278.305	1,10%	5,93%



Top 5 traded Shares

Issuer	Ticker	Price RSD	Turnover EUR	% Change	Trades
NIS a.d., Novi Sad	NIIS	724,00	803.877	3,87%	2.346
Sunce a.d., Sombor	SNCE	4.500,00	765.845	12,50%	3
Aerodrom Nikola Tesla a.d., Beograd	AERO	1.496,00	523.504	3,31%	2.009
Energoprojekt holding a.d., Beograd	ENHL	1.000,00	191.426	-11,50%	36
Galenika Fitofarmacija a.d., Zemun	FITO	2.841,00	161.187	-2,00%	71

Top 3 Gainers in the month

Ticker	Price RSD	% Change	Turnover EUR	
Centroprom a.d., Beograd	CNPR	2.200,00	131,58%	9.663
Vodoprivredno preduzeće a.d., Čuprija	VDPC	6.490,00	62,25%	1.485
Hercegovina a.d., Ravni Topolovac	HERC	975,00	50,00%	82

Top 3 Decliners in the month

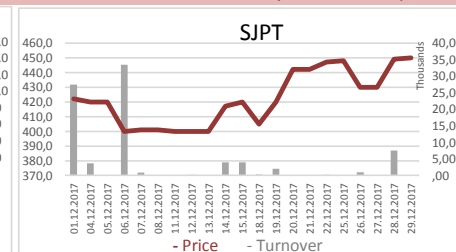
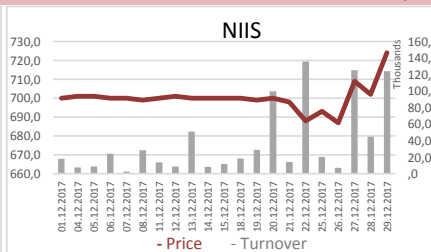
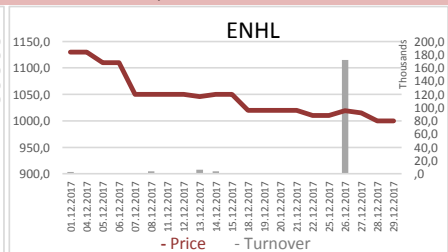
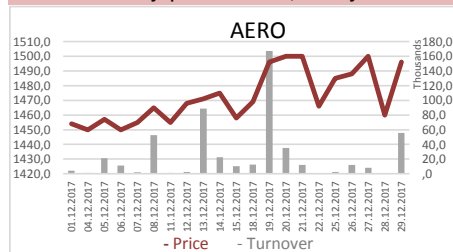
Ticker	Price RSD	% Change	Turnover EUR	
Geosonda Konsolidacija a.d., Beograd	GSKO	120,00	-40,00%	908
Ikarbus a.d., Zemun	IKRB	50,00	-35,90%	2
Šajkaška fabrika šećera a.d., Žabalj	SJKS	2.261,00	-24,63%	767



Shares - Official Listing Segments

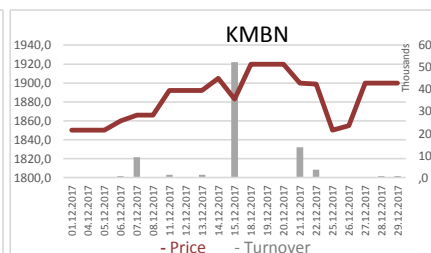
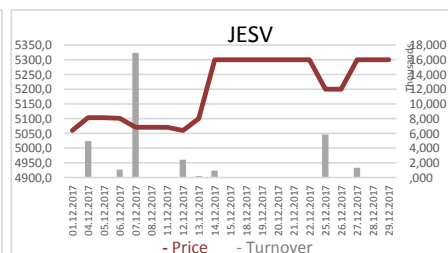
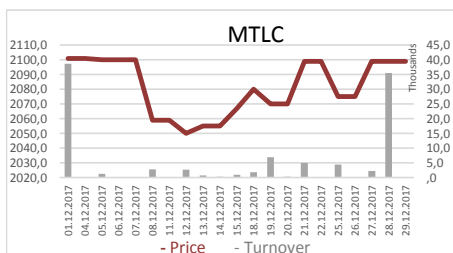
Prime Listing Shares

Ticker	Issuer	Price RSD	Turnover EUR	Trades	1y price range	Issued shares	Monthly change	Market CAP	P/E	P/B
AERO	Aerodrom Nikola Tesla a.d. , Beogr	1.496,00	523.504	2.009	1060 - 1501	34.289.350	3,31%	432.984.710	17,37	1,92
ENHL	Energoprojekt holding a.d. , Beogra	1.000,00	191.426	36	1000 - 1520	10.931.292	-11,50%	92.268.447	47,09	1,30
NIIS	NIS a.d., Novi Sad	724,00	803.877	2.346	640 - 775	163.060.400	3,87%	996.480.452	7,34	0,55
SJPT	Sojaprotein a.d. , Bečej	450,00	84.827	113	270 - 670	14.895.524	7,14%	56.578.316	/	0,58



Standard Listing Shares

Ticker	Issuer	Price RSD	Turnover EUR	Trades	1y price range	Issued shares	Monthly change	Market CAP	P/E	P/B
JESV	Jedinstvo a.d. , Sevojno	5.300,00	33.726	31	3929 - 5501	304.719	4,74%	13.631.923	10,41	0,64
KMBN	Komercijalna banka a.d. , Beograd	1.900,00	84.341	47	1610 - 1950	16.817.956	2,70%	269.717.128	/	0,59
MTLC	Metalac a.d. , Gornji Milanovac	2.099,00	103.611	66	1534 - 2200	2.040.000	-1,18%	36.143.010	16,57	1,39





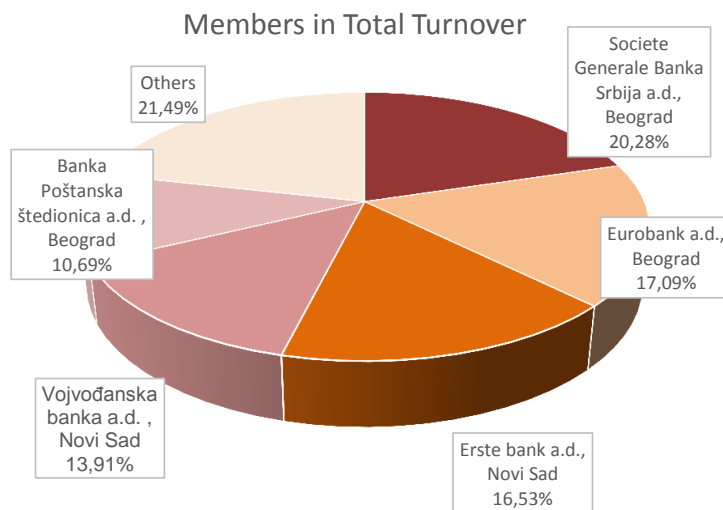
Bonds - Official Listing Segments

Prime Listing Bonds - top 5 Turnover							
Ticker	Issuer	Price	Turnover EUR	Trades	1y price range	No. Of Bonds	Monthly change
RSO15105	Republika Srbija	109,2191	12.796.763	4	105,4267 - 115,1742	4.804.175	0,14%
RSO16131	Republika Srbija	103,6258	5.212.895	2	102,0336 - 103,6258	2.470.954	0,42%
RSO16134	Republika Srbija	107,5972	4.032.523	3	102,5118 - 108,1651	10.867.234	0,28%
RSO17151	Republika Srbija	102,7314	3.705.048	3	100,2158 - 102,7314	100.522	7,07%
RSO15112	Republika Srbija	108,6597	2.372.843	4	105,8719 - 115,118	3.459.287	0,16%

Top Member Statistics

Trading in Shares		
Member Name	Turnover EUR	% in Turnover
M&V Investments a.d. , Be	1.008.496	15,02%
Dunav Stockbroker a.d. , B	907.250	13,45%
Sinteza Invest Group a.d. , I	875.100	13,03%
Vojvođanska banka a.d. , N	704.794	10,44%
Tesla Capital a.d., Beograd	532.676	7,91%

Member Name	Trades	% in Trades
Banka Poštanska štedionica	3.861	35,28%
Dunav Stockbroker a.d. , B	1.715	15,67%
Vojvođanska banka a.d. , N	969	8,85%
Komercijalna banka a.d. , E	718	6,56%
Sinteza Invest Group a.d. , I	685	6,26%



Trading in Bonds		
Member Name	Turnover EUR	% in Turnover
Societe Generale Banka Srbija a.d.,	18.320.331	21,79%
Eurobank a.d., Beograd	15.501.863	18,46%
Erste bank a.d., Novi Sad	14.940.313	17,77%
Vojvođanska banka a.d. , Novi Sad	11.904.986	14,19%
Banka Poštanska štedionica a.d. , Be	9.625.830	11,44%

Member Name	Trades	% in Trades
Banka Poštanska štedionica a.d. , Be	15	22,06%
Erste bank a.d., Novi Sad	10	14,71%
Dunav Stockbroker a.d. , Beograd	9	13,24%
Komercijalna banka a.d. , Beograd	8	11,76%
Societe Generale Banka Srbija a.d.,	7	10,29%