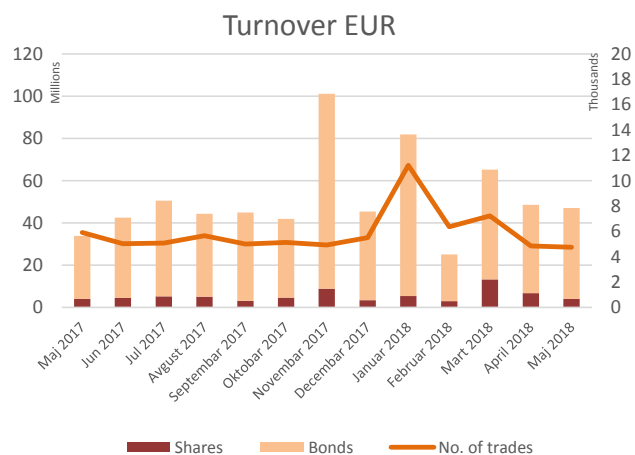


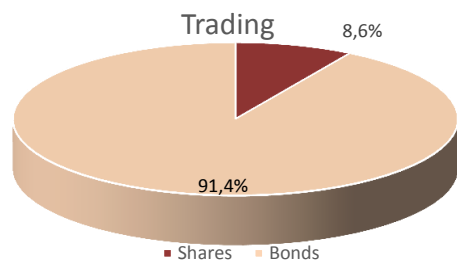


Belgrade Stock Exchange Monthly Report

May 2018

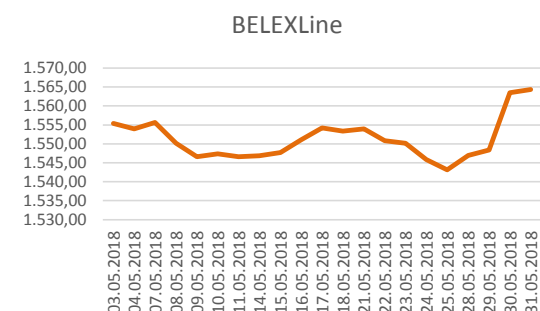
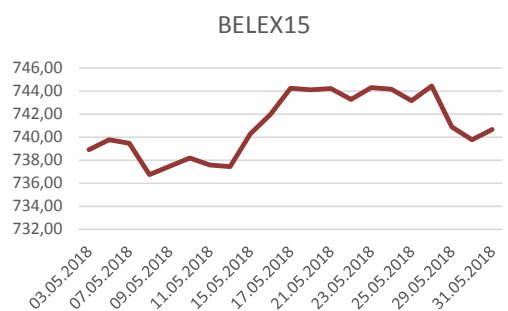


Segment	Total Turnover EUR	Trades
Prime Listing Shares	610.172	3.717
Prime Listing Bonds	43.077.306	14
Standard Listing Shares	2.163.206	76
Open Market Shares	888.681	469
MTP Shares	381.216	469
Total:	47.120.582	4.745



Total Market Capitalization (Shares) EUR: 4.542.519.718

Index	Last	Index Market Cap EUR	% Of Total Market Cap	Trades	Turnover EUR	Mohtly Change	YTD
BELEX15	740,66	2.131.983.978	46,93%	3.926	3.433.470	0,29%	-2,52%
BELEXLine	1564,36	2.280.694.966	50,21%	4.047	3.590.444	0,77%	-5,90%



Top 5 traded Shares

Issuer	Ticker	Price RSD	Turnover EUR	% Change	Trades
Komercijalna banka a.d. , Beograd	KMBN	1.900,00	2.104.562	4,91%	51
Messer Tehnogas a.d. , Beograd	TGAS	11.802,00	491.782	1,68%	58
NIS a.d., Novi Sad	NIIS	725,00	369.073	0,28%	1.734
Aerodrom Nikola Tesla a.d. , Beograd	AERO	1.655,00	227.370	-1,49%	1.924
Interšped a.d. , Subotica	ITSP	846,00	174.369	20,86%	3

Top 3 Gainers in the month

Ticker	Price RSD	% Change	Turnover EUR	
Jadar a.d. , Loznica	JDAR	1.500,00	50,00%	1.688
Crvenka fabrika šećera a.d. , Crvenka	CRFS	8.500,00	41,67%	144
PD Zaječar a.d. , Zaječar	PDZA	7.500,00	41,48%	14.026

Top 3 Decliners in the month

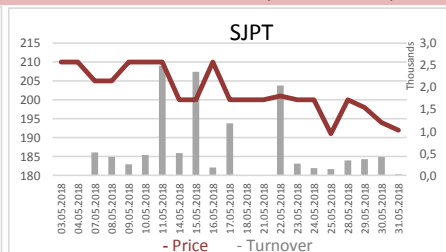
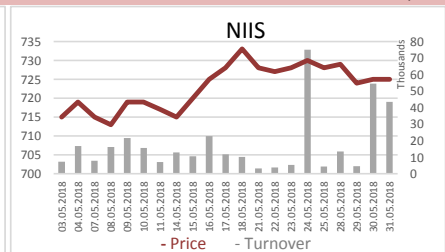
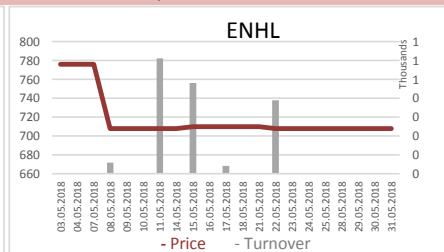
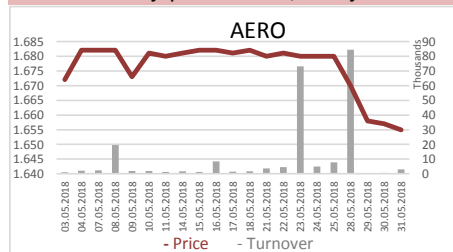
Ticker	Price RSD	% Change	Turnover EUR	
Albus a.d. , Novi Sad	ALBS	250,00	-50,00%	474
Tehnohemija a.d. , Beograd	THHM	235,00	-50,00%	22.336
Agrobačka a.d. , Bačka Topola	AGBC	500,00	-28,57%	179



Shares - Official Listing Segments

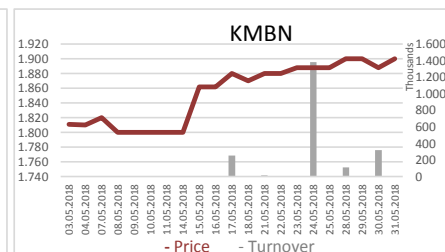
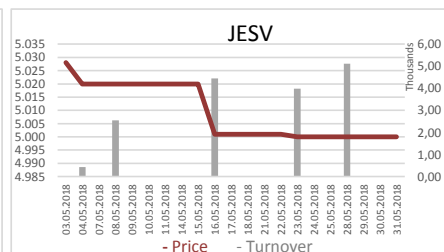
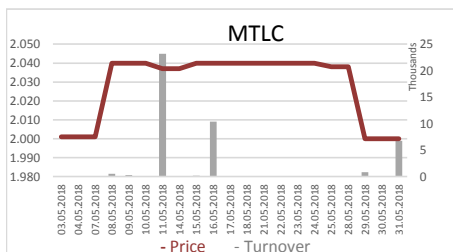
Prime Listing Shares

Ticker	Issuer	Price RSD	Turnover EUR	Trades	1y price range	Issued shares	Monthly change	Market CAP	P/E	P/B
AERO	Aerodrom Nikola Tesla a.d. , Beogr	1.655,00	202.112	1.499	1250 - 1900	34.409.871	-1,61%	481.955.438	17,44	1,91
ENHL	Energoprojekt holding a.d. , Beogra	708,00	1.583	6	651 - 1520	10.931.292	-8,76%	65.498.386	17,63	0,91
NIIS	NIS a.d., Novi Sad	725,00	369.073	1.734	640 - 760	163.060.400	0,28%	1.000.489.078	4,25	0,49
SJPT	Sojaprotein a.d. , Bečej	192,00	12.146	53	190 - 530	14.895.524	-8,57%	24.203.761	/	0,26



Standard Listing Shares

Ticker	Issuer	Price RSD	Turnover EUR	Trades	1y price range	Issued shares	Monthly change	Market CAP	P/E	P/B
JESV	Jedinstvo a.d. , Sevojno	5.000,00	16.515	8	4702 - 5501	304.719	-0,56%	12.894.229	7,41	0,59
KMBN	Komercijalna banka a.d. , Beograd	1.900,00	2.104.562	51	1750 - 1950	16.817.956	4,91%	270.428.622	4,02	0,52
MTLC	Metalac a.d. , Gornji Milanovac	2.000,00	42.129	17	1705 - 2200	2.040.000	-0,05%	34.529.159	13,97	1,27





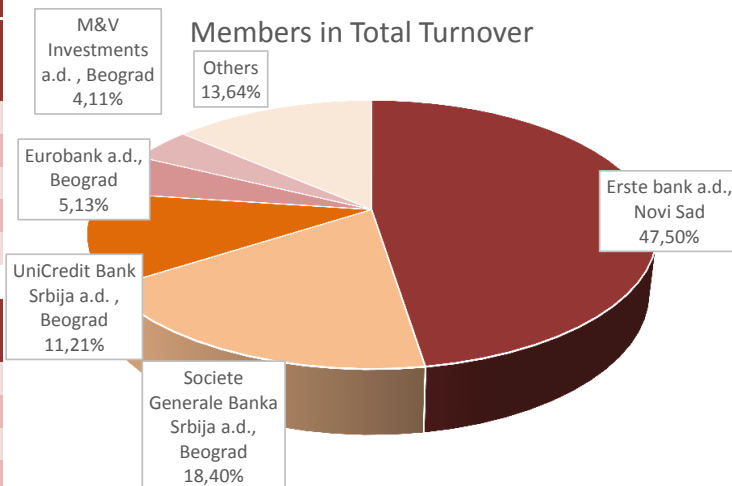
Bonds - Official Listing Segments

Prime Listing Bonds - top 5 Turnover							
Ticker	Issuer	Price	Turnover EUR	Trades	1y price range	No. Of Bonds	Monthly change
RSO18171	Republika Srbija	103,3251	10.914.882	2	103,1523 - 103,3251	7.764.134	2,42%
RSO17155	Republika Srbija	101,4444	7.101.108	1	100,4932 - 101,4444	49.630	0,95%
RSO17154	Republika Srbija	100,7632	6.050.370	3	98,8279 - 103,7921	1.821.197	-2,46%
RSO17153	Republika Srbija	101,8438	5.601.239	1	99,3962 - 106,3101	11.000.000	0,29%
RSO15122	Republika Srbija	114,3194	4.833.213	1	110,6065 - 114,3194	1.398.740	1,02%

Top Member Statistics

Trading in Shares		
Member Name	Turnover EUR	% in Turnover
M&V Investments a.d. , Be	2.850.382	35,25%
Dunav Stockbroker a.d. , B	1.612.784	19,95%
Vojvođanska banka a.d. , N	981.529	12,14%
Momentum Securities a.d.	501.003	6,19%
Tesla Capital a.d., Beograd	310.566	3,84%

Member Name	Trades	% in Trades
Banka Poštanska štedionica.	3.171	33,51%
Momentum Securities a.d.	1.684	17,80%
Komercijalna banka a.d. , E	956	10,10%
M&V Investments a.d. , Be	660	6,98%
Vojvođanska banka a.d. , N	586	6,19%



Trading in Bonds		
Member Name	Turnover EUR	% in Turnover
Erste bank a.d., Novi Sad	44.736.193	51,92%
Societe Generale Banka Srbija a.d., Beograd	17.323.145	20,11%
UniCredit Bank Srbija a.d. , Beograd	10.569.026	12,27%
Eurobank a.d., Beograd	4.833.213	5,61%
Komercijalna banka a.d. , Beograd	2.707.653	3,14%

Member Name	Trades	% in Trades
Erste bank a.d., Novi Sad	10	35,71%
Societe Generale Banka Srbija a.d., Beograd	4	14,29%
Raiffeisen banka a.d., Beograd	3	10,71%
UniCredit Bank Srbija a.d. , Beograd	3	10,71%
Vojvođanska banka a.d. , Novi Sad	2	7,14%