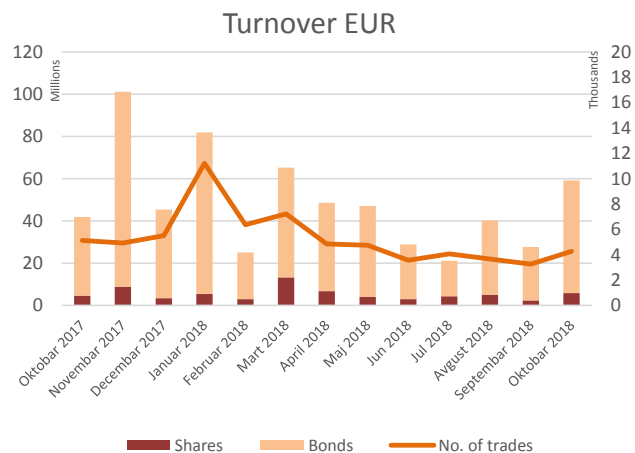


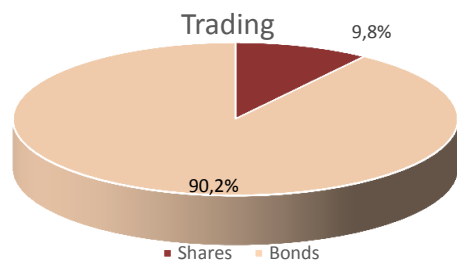


Belgrade Stock Exchange Monthly Report

October 2018

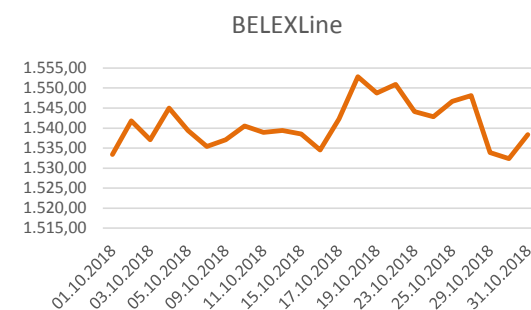
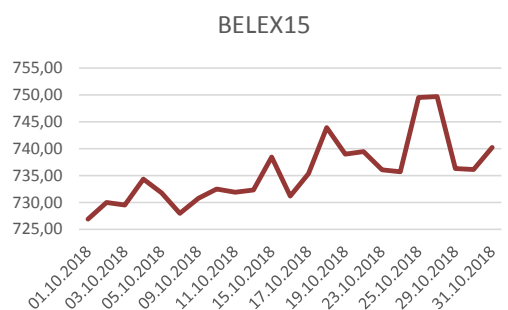


Segment	Total Turnover EUR	Trades
Prime Listing Shares	2.067.103	3.469
Prime Listing Bonds	53.405.357	24
Standard Listing Shares	759.073	79
Open Market Shares	2.662.791	364
MTP Shares	325.067	324
Total:	59.219.391	4.260



Total Market Capitalization (Shares) EUR: 4.389.083.599

Index	Last	Index Market Cap EUR	% Of Total Market Cap	Trades	Turnover EUR	Mohtly Change	YTD
BELEX15	740,24	2.094.380.621	47,72%	3.761	5.393.054	1,81%	-2,57%
BELEXLine	1538,35	2.247.310.572	51,20%	3.829	5.446.089	0,34%	-7,47%



Top 5 traded Shares

Issuer	Ticker	Price RSD	Turnover EUR	% Change	Trades
Alfa plam a.d. , Vranje	ALFA	34.000,00	1.363.762	1,36%	17
NIS a.d., Novi Sad	NIIS	685,00	1.007.345	0,88%	1.607
Aerodrom Nikola Tesla a.d. , Beograd	AERO	1.679,00	966.405	1,70%	1.846
Galenika Fitofarmacija a.d. , Zemun	FITO	2.797,00	858.750	-0,11%	25
Komercijalna banka a.d. , Beograd	KMBN	2.053,00	418.011	6,93%	37

Top 3 Gainers in the month

Ticker	Price RSD	% Change	Turnover EUR	
Geosonda - Fundiranje a.d. , Beograd	GSFD	350,00	677,78%	8.138
Žitopek a.d. , Niš	ZTPK	437,00	45,67%	3.533
Globos osiguranje a.d. , Beograd	GLOS	198,00	31,13%	1.454

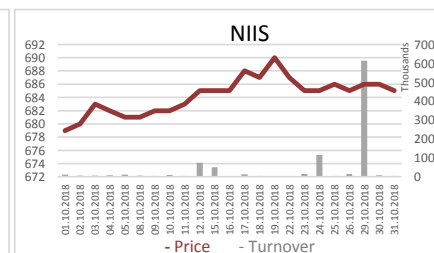
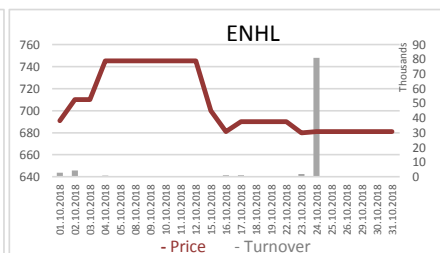
Top 3 Decliners in the month

Ticker	Price RSD	% Change	Turnover EUR	
Ribarsko gazdinstvo a.d. , Beograd	RGBG	200,00	-50,00%	159.050
Beogradmontaža a.d. , Beograd	BGMN	500,00	-50,00%	47
Jadar a.d. , Loznica	JDAR	1.129,00	-24,73%	181

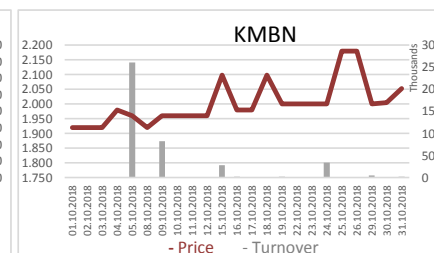
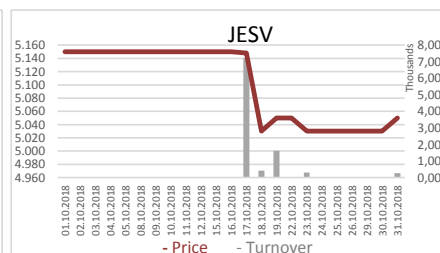
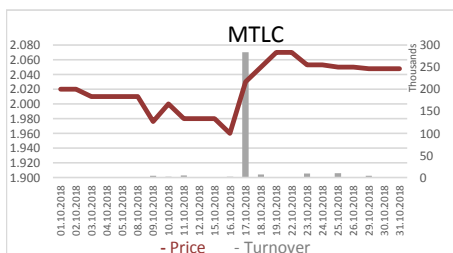


Shares - Official Listing Segments

Prime Listing Shares										
Ticker	Issuer	Price RSD	Turnover EUR	Trades	1y price range	Issued shares	Monthly change	Market CAP	P/E	P/B
AERO	Aerodrom Nikola Tesla a.d. , Beogr	1.679,00	966.405	1.846	1320 - 1900	35.026.129	1,70%	497.026.494	18,01	1,93
ENHL	Energoprojekt holding a.d. , Beogra	681,00	93.353	16	651 - 1219	10.931.292	-1,87%	62.915.160	16,96	0,87
NIIS	NIS a.d., Novi Sad	685,00	1.007.345	1.607	662 - 750	163.060.400	0,88%	944.008.218	4,02	0,47



Standard Listing Shares										
Ticker	Issuer	Price RSD	Turnover EUR	Trades	1y price range	Issued shares	Monthly change	Market CAP	P/E	P/B
JESV	Jedinstvo a.d. , Sevojno	5.050,00	9.827	13	5000 - 5450	277.373	-1,94%	11.838.380	6,78	0,55
KMBN	Komercijalna banka a.d. , Beograd	2.053,00	418.011	37	1763 - 2198	16.817.956	6,93%	291.809.120	4,35	0,56
MTLC	Metalac a.d. , Gornji Milanovac	2.048,00	331.235	29	1910 - 2200	2.040.000	1,14%	35.309.927	14,30	1,30





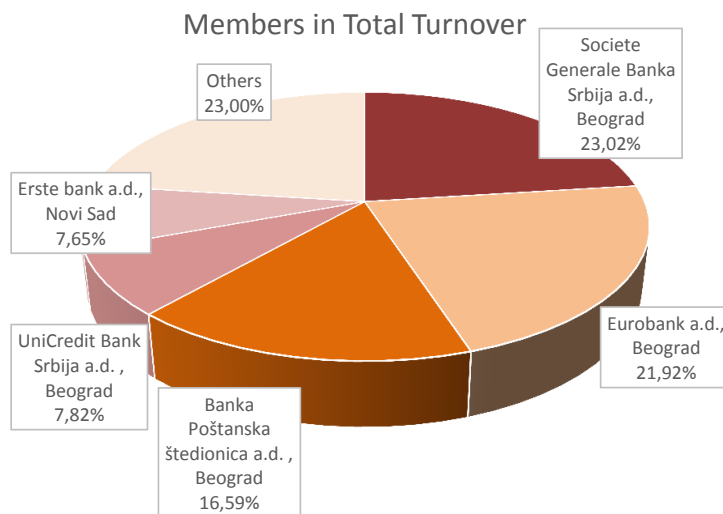
Bonds - Official Listing Segments

Prime Listing Bonds - top 5 Turnover							
Ticker	Issuer	Price	Turnover EUR	Trades	1y price range	No. Of Bonds	Monthly change
RSO16134	Republika Srbija	104,9253	12.131.549	2	102,6076 - 108,0945	10.867.234	1,11%
RSO17153	Republika Srbija	103,9156	10.132.405	2	101,5447 - 106,3101	11.000.000	-0,04%
RSO17166	Republika Srbija	103,6750	9.178.055	3	99,9852 - 103,675	1.162.960	1,91%
RSO18171	Republika Srbija	107,0667	6.782.137	2	103,1523 - 107,2365	10.051.345	1,77%
RSO15102	Republika Srbija	127,4893	5.580.481	3	122,9488 - 127,7	5.000.000	-0,16%

Top Member Statistics

Trading in Shares		
Member Name	Turnover EUR	% in Turnover
Momentum Securities a.d.	3.261.396	28,04%
Vojvođanska banka a.d. , N	2.519.490	21,67%
M&V Investments a.d. , Be	1.999.797	17,20%
Tesla Capital a.d., Beograd	1.510.188	13,00%
Dunav Stockbroker a.d. , B	437.901	3,76%

Member Name	Trades	% in Trades
Banka Poštanska štedionica.	3.078	36,33%
Vojvođanska banka a.d. , N	1.206	14,24%
Komercijalna banka a.d. , E	1.179	13,92%
Ilirika investments a.d. , Be	599	7,07%
Tesla Capital a.d., Beograd	534	6,30%



Trading in Bonds		
Member Name	Turnover EUR	% in Turnover
Societe Generale Banka Srbija a.d.,	27.241.800	25,51%
Eurobank a.d., Beograd	25.963.403	24,31%
Banka Poštanska štedionica a.d. , Be	19.588.441	18,33%
UniCredit Bank Srbija a.d. , Beograd	9.252.570	8,67%
Erste bank a.d., Novi Sad	8.832.810	8,26%

Member Name	Trades	% in Trades
Banka Poštanska štedionica a.d. , Be	11	22,92%
Dunav Stockbroker a.d. , Beograd	8	16,67%
Erste bank a.d., Novi Sad	7	14,58%
Societe Generale Banka Srbija a.d.,	6	12,50%
Eurobank a.d., Beograd	5	10,42%