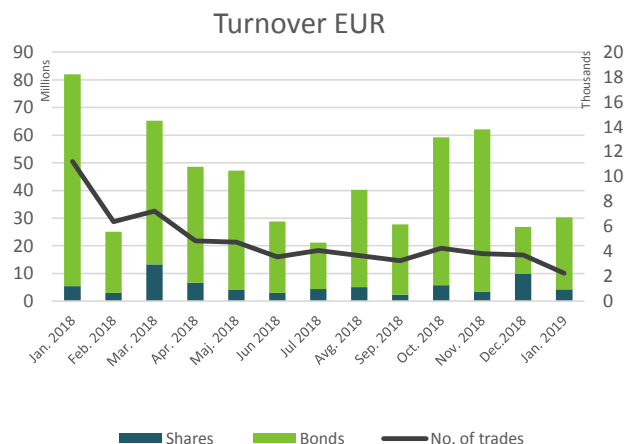


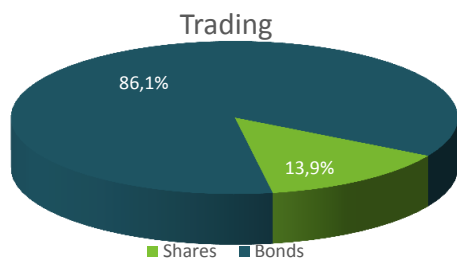


Belgrade Stock Exchange Monthly Report

January 2019

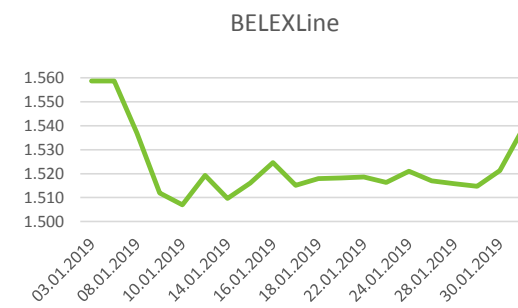
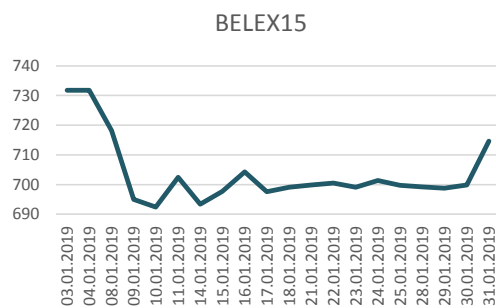


Segment	Total Turnover EUR	Trades
Prime Listing Shares	556.034	1.652
Prime Listing Bonds	26.106.100	8
Standard Listing Shares	206.059	95
Open Market Shares	3.228.111	192
MTP Shares	237.197	289
Total:	30.333.501	2.236



Total Market Capitalization (Shares) EUR: 4.328.767.060

Index	Last	Index Market Cap EUR	% Of Total Market Cap	Trades	Turnover EUR	Mohtly Change	YTD
BELEX15	714,63	1.963.952.112	45,37%	1.861	3.952.545	-6,18%	-6,18%
BELEXLine	1538,23	2.231.007.456	51,54%	1.904	3.972.316	-3,22%	-3,22%



Top 5 traded Shares

Issuer	Ticker	Price RSD	Turnover EUR	% Change	Trades
Sojaprotein a.d. , Bečej	SJPT	179,00	2.763.008	30,66%	34
NIS a.d., Novi Sad	NIIS	682,00	316.607	-1,16%	976
Impol Seval a.d. , Sevojno	IMPL	3.100,00	187.499	3,33%	25
Komercijalna banka a.d. , Beograd	KMBN	2.450,00	182.318	11,46%	87
Galenika Fitofarmacija a.d. , Zemun	FITO	2.700,00	161.340	0,00%	21

Top 3 gainers in the month

Ticker	Price RSD	% Change	Turnover EUR
Komercijalna banka a.d. , Beograd (KMBNPB)	898,00	36,06%	7.592
Čoka duvanska industrija a.d. , Čoka (COKA)	13.299,00	33,00%	6.047
Lasta a.d. , Beograd (LSTA)	530,00	32,50%	1.336

Top 3 decliners in the month

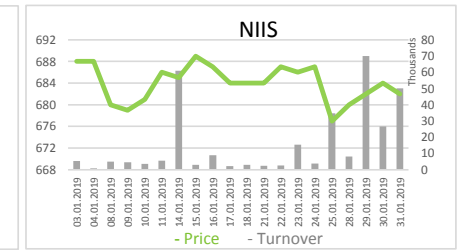
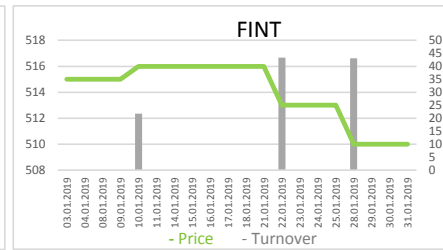
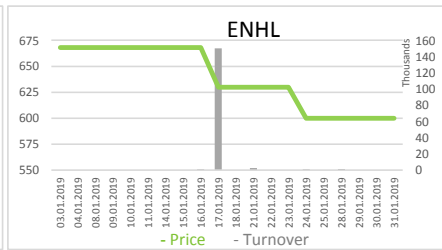
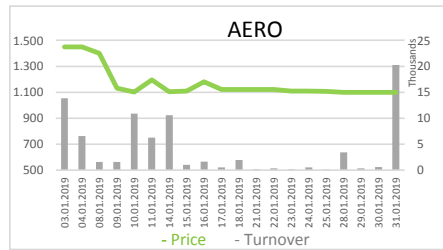
Ticker	Price RSD	% Change	Turnover EUR
HUP Balkan a.d. , Beograd (HTBL)	130,00	-75,00%	22
Luka Leget a.d. , Sremska Mitrovica (LKLG)	500,00	-50,25%	107.881
Žitopek a.d. , Niš (ZTPK)	475,00	-44,12%	2.005



Shares - Official Listing Segments

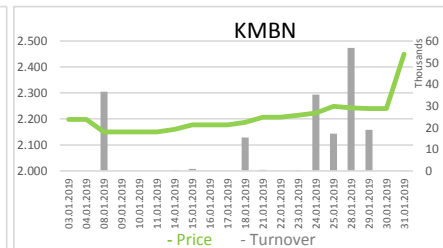
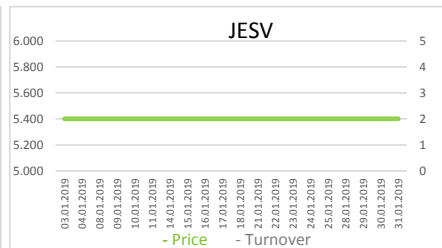
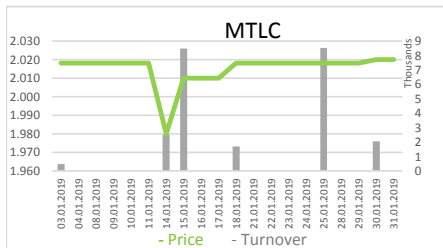
Prime Listing Shares

Ticker	Issuer	Price RSD	Turnover EUR	Trades	1y price range	Issued shares	Monthly change	Market CAP	P/E	P/B
AERO	Aerodrom Nikola Tesla a.d. , Beograd	1.100,00	82.716	657	1100 - 1956	35.026.129	-39,02%	325.316.330	11,80	1,27
ENHL	Energoprojekt holding a.d. , Beograd	600,00	156.604	16	600 - 900	10.931.292	-10,18%	55.378.831	14,94	0,77
FINT	Fintel energija a.d. , Beograd	510,00	108	3	505 - 516	26.510.506	-0,97%	114.158.756	/	19,00
NIIS	NIS a.d., Novi Sad	682,00	316.607	976	662 - 736	163.060.400	-1,16%	938.974.750	4,00	0,47



Standard Listing Shares

Ticker	Issuer	Price RSD	Turnover EUR	Trades	1y price range	Issued shares	Monthly change	Market CAP	P/E	P/B
JESV	Jedinstvo a.d. , Sevojno	5.400,00	0	0	5000 - 5400	277.373	0,00%	12.646.751	7,25	0,58
KMBN	Komercijalna banka a.d. , Beograd	2.450,00	182.318	87	1763 - 2450	16.817.956	11,46%	347.904.729	5,19	0,67
MTLC	Metalac a.d. , Gornji Milanovac	2.020,00	23.741	8	1910 - 2110	2.040.000	0,80%	34.793.857	14,11	1,29





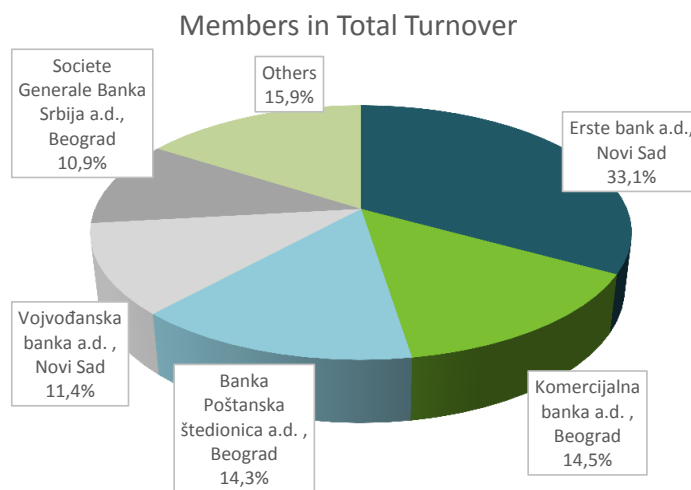
Bonds - Official Listing Segments

Prime Listing Bonds - top 5 Turnover							
Ticker	Issuer	Price	Turnover EUR	Trades	1y price range	No. of Bonds	Monthly change
RSO19182	Republika Srbija	100,1650	8.624.287	1	100,165 - 100,165	1.828.307	0,11%
RSO18171	Republika Srbija	107,8702	4.555.479	1	103,1523 - 107,8702	10.051.345	0,95%
RSO18173	Republika Srbija	102,4682	3.610.979	1	101,9433 - 102,4682	50.000	0,51%
RSO1473	Republika Srbija	104,3691	3.193.694	1	104,229 - 104,3691	46.803	0,13%
RSO17148	Republika Srbija	103,3919	2.067.838	1	103,0794 - 103,3919	100.000	0,30%

Top Member Statistics

Trading in Shares		
Member Name	Turnover EUR	% in Turnover
M&V Investments a.d. , Be	6.203.778	73,38%
Vojvođanska banka a.d. , N	542.627	6,42%
Momentum Securities a.d.	484.064	5,72%
Dunav Stockbroker a.d. , B	199.319	2,36%
Tezoro broker a.d. , Beogra	143.985	1,70%

Member Name	Trades	% in Trades
Banka Poštanska štedionici	1.302	29,22%
M&V Investments a.d. , Be	592	13,29%
Komercijalna banka a.d. , B	583	13,08%
Vojvođanska banka a.d. , N	289	6,49%
Tesla Capital a.d., Beograd	281	6,31%



Trading in Bonds		
Member Name	Turnover EUR	% in Turnover
Erste bank a.d., Novi Sad	19.970.238	38,25%
Banka Poštanska štedionica a.d. , Be	8.624.287	16,52%
Komercijalna banka a.d. , Beograd	8.624.287	16,52%
Societe Generale Banka Srbija a.d., I	6.578.158	12,60%
Vojvođanska banka a.d. , Novi Sad	6.387.389	12,22%

Member Name	Trades	% in Trades
Erste bank a.d., Novi Sad	7	43,75%
Dunav Stockbroker a.d. , Beograd	2	12,50%
Societe Generale Banka Srbija a.d., I	2	12,50%
Vojvođanska banka a.d. , Novi Sad	2	12,50%
UniCredit Bank Srbija a.d. , Beograd	1	6,25%