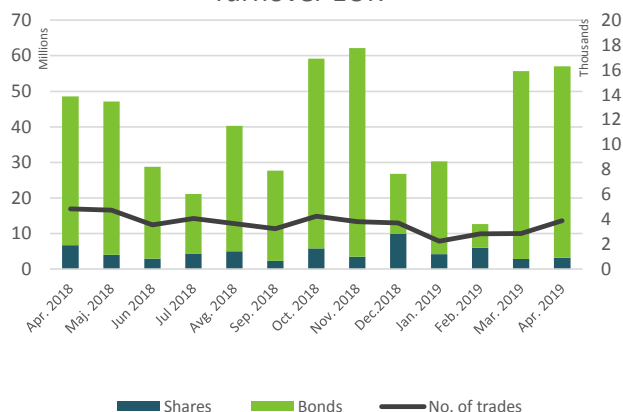




# Belgrade Stock Exchange Monthly Report

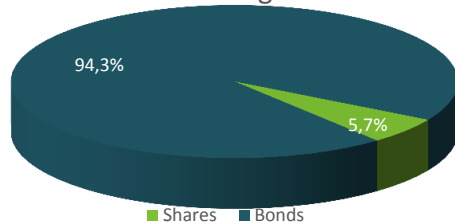
April 2019

Turnover EUR



Segment	Total Turnover EUR	Trades
Prime Listing Shares	1.012.878	2.513
Prime Listing Bonds	53.823.529	21
Standard Listing Shares	486.158	158
Open Market Shares	623.736	384
MTP Shares	1.111.306	818
<b>Total:</b>	<b>57.057.606</b>	<b>3.894</b>

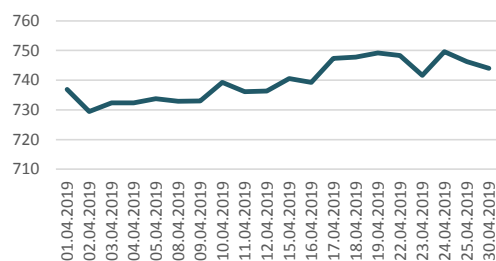
Trading



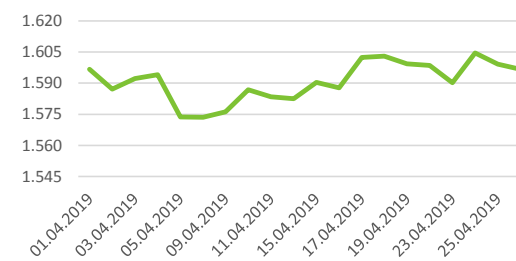
Total Market Capitalization (Shares) EUR: 4.433.348.427

Index	Last	Index Market Cap EUR	% Of Total Market Cap	Trades	Turnover EUR	Mohtly Change	YTD
BELEX15	744,04	2.033.842.960	45,88%	2.852	2.011.338	1,52%	-2,32%
BELEXLine	1596,74	2.328.897.838	52,53%	2.924	2.061.330	0,21%	0,46%

BELEX15



BELEXLine



Top 5 traded Shares					
Issuer	Ticker	Price RSD	Turnover EUR	% Change	
Intereuropa - logističke usluge a.d. , Beo	INEU	31.452,00	735.897	4,84%	170
NIS a.d., Novi Sad	NIIS	736,00	566.244	1,38%	1.373
Aerodrom Nikola Tesla a.d. , Beograd	AERO	799,00	433.531	-5,78%	1.101
Komercijalna banka a.d. , Beograd	KMBN	2.798,00	425.324	-0,07%	114
Messer Tehnogas a.d. , Beograd	TGAS	11.739,00	201.240	7,21%	49

Top 3 Gainers in the month				
Ticker	Price RSD	% Change	Turnover EUR	
Progres a.d. , Beograd	PRGS	38,00	216,67%	3.126
Preduzeće za puteve Valjevo a.d. , Valjev	PPVA	1.280,00	55,53%	925
Utva silosi a.d. , Kovin	UTSI	1.500,00	53,06%	158

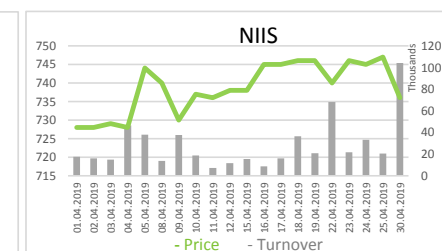
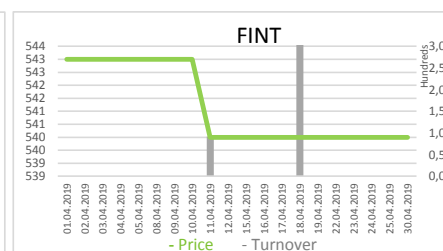
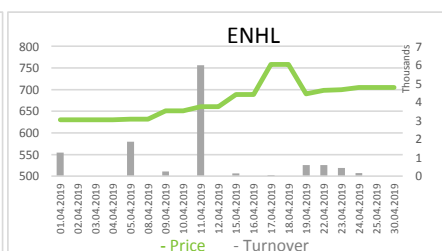
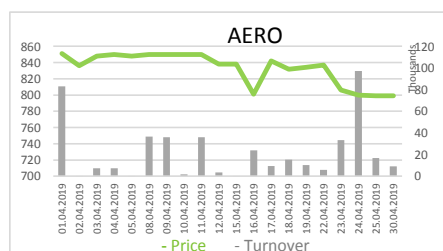
Top 3 Decliners in the month				
Ticker	Price RSD	% Change	Turnover EUR	
Ikarbus a.d. , Zemun	IKRB	52,00	-93,54%	40.411
Razvitak a.d. , Lazarevac	RZVK	30,00	-38,78%	504
AMS Osiguranje a.d. , Beograd	AMSOPB	650,00	-33,67%	12.296



## Shares - Official Listing Segments

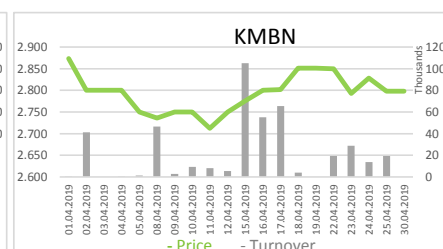
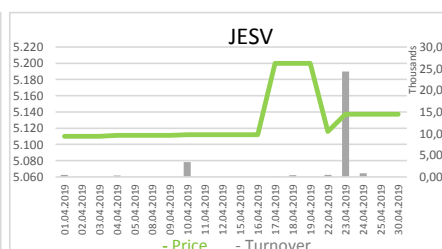
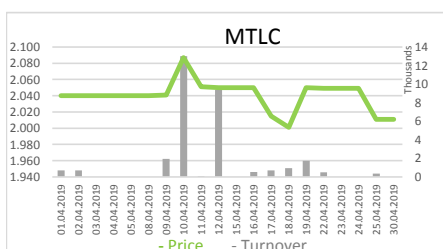
### Prime Listing Shares

Ticker	Issuer	Price RSD	Turnover EUR	Trades	1y price range	Issued shares	Monthly change	Market CAP	P/E	P/B
AERO	Aerodrom Nikola Tesla a.d. , Beograd	799,00	433.531	1.101	630 - 1956	35.026.129	-5,78%	237.259.533	0,53	0,35
ENHL	Energoprojekt holding a.d. , Beograd	705,00	11.410	36	600 - 758	10.931.292	11,90%	65.334.920	10,09	0,85
FINT	Fintel energija a.d. , Beograd	540,00	1.693	3	505 - 543	26.510.506	-0,55%	121.365.857	-74,45	27,41
NIIS	NIS a.d., Novi Sad	736,00	566.244	1.373	662 - 750	163.060.400	1,38%	1.017.445.294	4,60	0,48



### Standard Listing Shares

Ticker	Issuer	Price RSD	Turnover EUR	Trades	1y price range	Issued shares	Monthly change	Market CAP	P/E	P/B
JESV	Jedinstvo a.d. , Sevojno	5.137,00	30.274	13	5000 - 5400	277.373	0,53%	12.079.765	5,70	0,54
KMBN	Komercijalna banka a.d. , Beograd	2.798,00	425.324	114	1800 - 2900	16.817.956	-0,07%	398.938.244	0,00	0,71
MTLC	Metalac a.d. , Gornji Milanovac	2.011,00	30.561	31	1921 - 2110	2.040.000	-1,42%	34.779.793	15,11	1,27





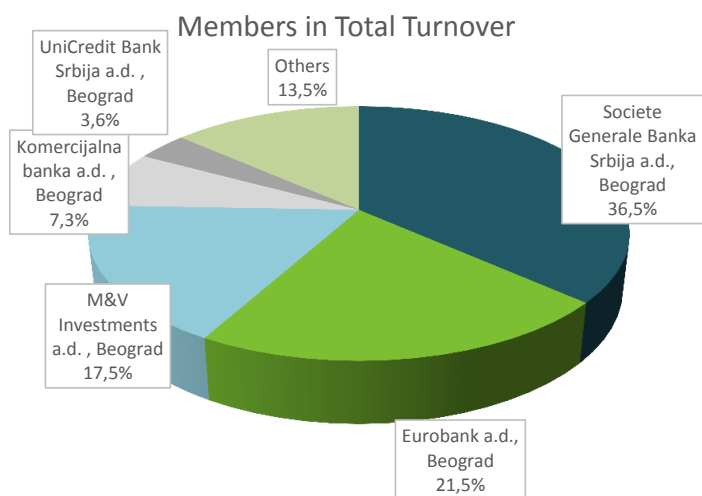
## Bonds - Official Listing Segments

Prime Listing Bonds - top 5 Turnover							
Ticker	Issuer	Price	Turnover EUR	Trades	1y price range	No. Of Bonds	Monthly change
RSO19181	Republika Srbija	100,8960	15.815.675	4	100,734 - 101,0076	5.001.291	1,31%
RSO19182	Republika Srbija	101,0533	14.996.316	4	100,165 - 101,0613	7.174.115	0,24%
RSO17166	Republika Srbija	101,8523	7.504.553	2	101,7222 - 103,675	1.162.960	-1,76%
RSO17153	Republika Srbija	101,4164	6.184.351	1	101,4164 - 106,35	10.500.000	-3,35%
RSO19186	Republika Srbija	101,2396	4.288.196	1	101,2396 - 101,2396	1.058.270	1,24%

## Top Member Statistics

Trading in Shares		
Member Name	Turnover EUR	% in Turnover
Komercijalna banka a.d., B	1.213.459	18,76%
Vojvođanska banka a.d., N	1.146.873	17,74%
M&V Investments a.d., Be	726.388	11,23%
Momentum Securities a.d.	664.440	10,27%
Tesla Capital a.d., Beograd	634.202	9,80%

Member Name	Trades	% in Trades
Banka Poštanska štedionici	2.234	28,84%
Komercijalna banka a.d., B	1.629	21,03%
Vojvođanska banka a.d., N	706	9,11%
M&V Investments a.d., Be	635	8,20%
Dunav Stockbroker a.d., B	596	7,69%



Trading in Bonds		
Member Name	Turnover EUR	% in Turnover
Societe Generale Banka Srbija a.d., I	41.679.462	38,72%
Eurobank a.d., Beograd	24.567.669	22,82%
M&V Investments a.d., Beograd	19.248.260	17,88%
Komercijalna banka a.d., Beograd	7.109.629	6,60%
UniCredit Bank Srbija a.d., Beograd	4.112.750	3,82%

Member Name	Trades	% in Trades
Societe Generale Banka Srbija a.d., I	10	23,81%
Raiffeisen banka a.d., Beograd	6	14,29%
UniCredit Bank Srbija a.d., Beograd	6	14,29%
M&V Investments a.d., Beograd	5	11,90%
Eurobank a.d., Beograd	5	11,90%