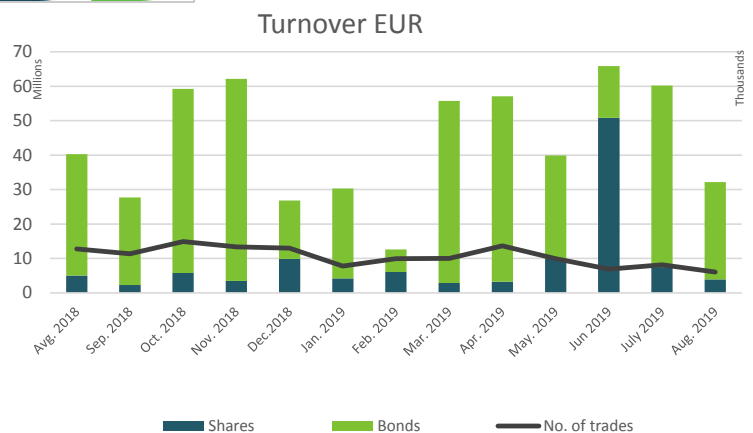




Belgrade Stock Exchange Monthly Report

August 2019

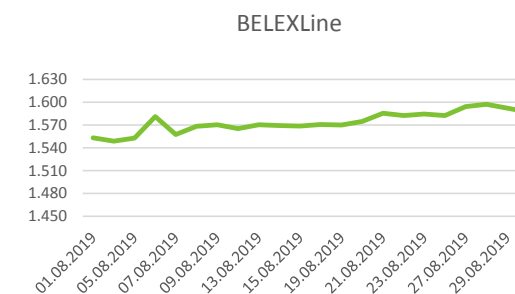
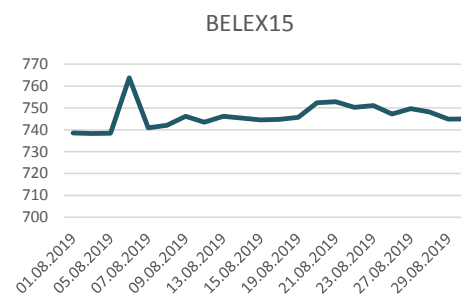


| Segment | Total Turnover EUR | Trades |
|-------------------------|--------------------|--------------|
| Prime Listing Shares | 741.460 | 1.091 |
| Prime Listing Bonds | 28.229.955 | 11 |
| Standard Listing Shares | 790.952 | 79 |
| Open Market Shares | 2.171.594 | 301 |
| MTP Shares | 211.070 | 251 |
| Total: | 32.145.030 | 1.733 |



Total Market Capitalization (Shares) EUR: 4.615.231.300

| Index | Last | Index Market Cap EUR | % Of Total Market Cap | Trades | Turnover EUR | Mohtly Change | YTD |
|-----------|---------|----------------------|-----------------------|--------|--------------|---------------|--------|
| BELEX15 | 745,05 | 2.016.590.105 | 43,69% | 1.291 | 2.117.146 | -0,33% | -2,18% |
| BELEXLine | 1587,20 | 2.339.572.620 | 50,69% | 1.382 | 3.457.828 | 1,44% | -0,14% |



Top 5 traded Shares

| Issuer | Ticker | Price RSD | % Change | Turnover | Trades |
|--------------------------------------|--------|-----------|----------|-----------|--------|
| Jubmes banka a.d. , Beograd | JMBN | 6.906,00 | -19,32% | 5.025.107 | 26 |
| Komercijalna banka a.d. , Beograd | KMBN | 3.150,00 | -1,90% | 1.394.231 | 49 |
| NIS a.d., Novi Sad | NIIS | 682,00 | -1,57% | 998.877 | 553 |
| Aerodrom Nikola Tesla a.d. , Beograd | AERO | 835,00 | -44,00% | 832.198 | 524 |
| Alfa plam a.d. , Vranje | ALFA | 31.000,00 | 2,23% | 539.915 | 28 |

| Top 3 Gainers in the month | | Ticker | Price RSD | % Change | Turnover EUR |
|-------------------------------------|--|--------|-----------|----------|--------------|
| Grot a.d. , Vranje | | GROT | 3.641,00 | 249,09% | 36.561 |
| Napredak a.d. , Pirot | | NPPI | 8.327,00 | 93,47% | 17.468 |
| Luka Leget a.d. , Sremska Mitrovica | | LKLG | 1.500,00 | 87,50% | 3.581 |

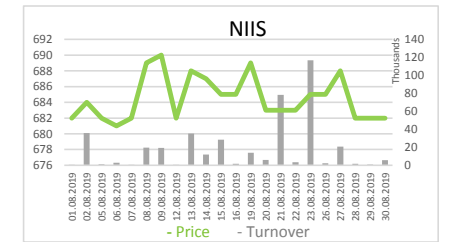
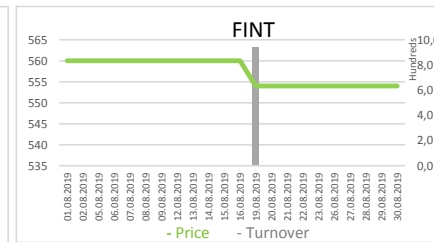
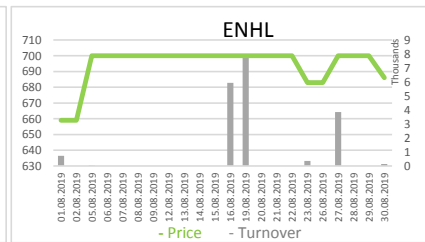
| Top 3 Decliners in the month | | Ticker | Price RSD | % Change | Turnover EUR |
|------------------------------|--|--------|-----------|----------|--------------|
| Svetlost a.d. , Beograd | | SVTS | 1.000,00 | -50,00% | 408 |
| Tigar a.d. , Pirot | | TIGR | 50,00 | -32,43% | 668 |
| Omoljica a.d. , Omoljica | | OMOL | 545,00 | -31,88% | 74 |



Shares - Official Listing Segments

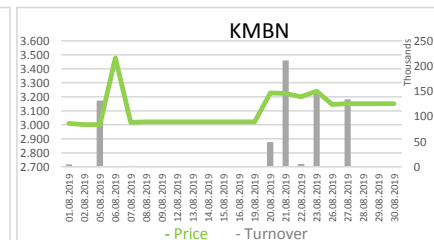
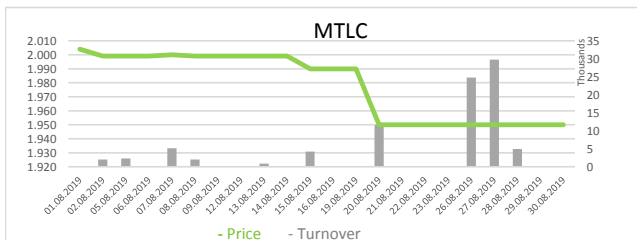
Prime Listing Shares

| Ticker | Issuer | Price RSD | Turnover EUR | Trades | 1y price range | Issued shares | Monthly change | Market CAP | P/E | P/B |
|--------|--------------------------------------|-----------|--------------|--------|----------------|---------------|----------------|-------------|------|-------|
| AERO | Aerodrom Nikola Tesla a.d. , Beograd | 835,00 | 313.737 | 524 | 630 - 1956 | 35.026.129 | -1,76% | 248.320.514 | 0,55 | 0,36 |
| ENHL | Energoprojekt holding a.d. , Beograd | 686,00 | 18.994 | 13 | 600 - 758 | 10.931.292 | -2,00% | 63.669.229 | 9,82 | 0,82 |
| FINT | Fintel energija a.d. , Beograd | 554,00 | 941 | 1 | 505 - 560 | 26.510.506 | -1,07% | 124.698.653 | / | 28,12 |
| NIIS | NIS a.d., Novi Sad | 682,00 | 407.787 | 553 | 670 - 750 | 163.060.400 | -1,30% | 944.206.224 | 4,27 | 0,45 |



Standard Listing Shares

| Ticker | Issuer | Price RSD | Turnover EUR | Trades | 1y price range | Issued shares | Monthly change | Market CAP | P/E | P/B |
|--------|-----------------------------------|-----------|--------------|--------|----------------|---------------|----------------|-------------|-------|------|
| JESV | Jedinstvo a.d. , Sevojno | 5.700,00 | 13.636 | 13 | 5000 - 5799 | 277.373 | 3,39% | 13.423.724 | 6,33 | 0,60 |
| KMBN | Komercijalna banka a.d. , Beograd | 3.150,00 | 689.646 | 49 | 1850 - 3489 | 16.817.956 | 0,96% | 449.798.235 | 6,65 | 0,80 |
| MTLC | Metalac a.d. , Gornji Milanovac | 1.950,00 | 87.670 | 17 | 1950 - 2110 | 2.040.000 | -2,69% | 33.775.265 | 14,65 | 1,23 |





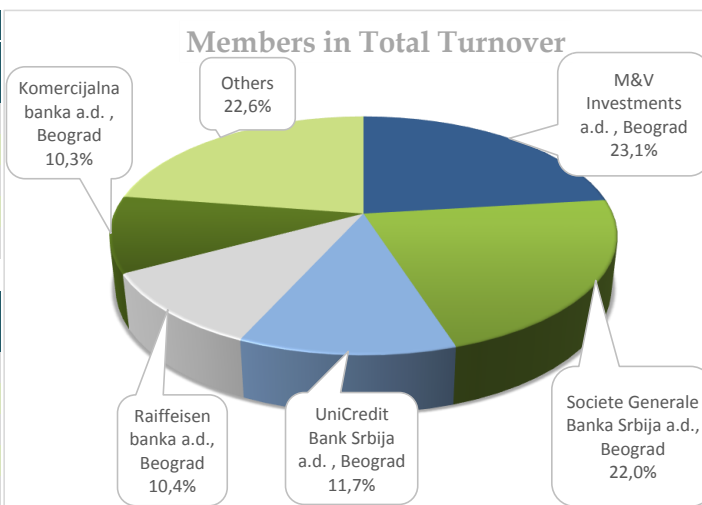
Bonds - Official Listing Segments

| Prime Listing Bonds - top 5 Turnover | | | | | | | |
|--------------------------------------|------------------|----------|--------------|--------|---------------------|--------------|----------------|
| Ticker | Issuer | Price | Turnover EUR | Trades | 1y price range | No. Of Bonds | Monthly change |
| RSO19186 | Republika Srbija | 104,7917 | 8.003.948 | 2 | 101,2396 - 104,7917 | 1.058.270 | 3,30% |
| RSO15102 | Republika Srbija | 123,7208 | 6.826.717 | 4 | 118,3919 - 132,95 | 4.500.000 | 0,82% |
| RSO19182 | Republika Srbija | 105,7743 | 6.634.897 | 2 | 100,165 - 105,7743 | 9.693.973 | 1,12% |
| RSO17153 | Republika Srbija | 102,5910 | 6.102.409 | 1 | 101,4164 - 106,35 | 9.949.000 | 0,11% |
| RSO18171 | Republika Srbija | 109,5913 | 465.391 | 1 | 103,3989 - 109,5913 | 10.051.345 | 5,99% |

Top Member Statistics

| Trading in Shares | | |
|----------------------------------|--------------|---------------|
| Member Name | Turnover EUR | % in Turnover |
| Tesla Capital a.d., Beograd | 3.283.956 | 41,93% |
| Dunav Stockbroker a.d., Beograd | 1.013.300 | 12,94% |
| M&V Investments a.d., Beograd | 729.762 | 9,32% |
| Vojvođanska banka a.d., Novi Sad | 634.158 | 8,10% |
| Convest a.d., Novi Sad | 584.334 | 7,46% |

| Member Name | Trades | % in Trades |
|--|--------|-------------|
| Banka Poštanska štedionica a.d., Beograd | 950 | 27,58% |
| Komercijalna banka a.d., Beograd | 580 | 16,84% |
| Dunav Stockbroker a.d., Beograd | 334 | 9,70% |
| Vojvođanska banka a.d., Novi Sad | 271 | 7,87% |
| Ilirika investments a.d., Beograd | 211 | 6,13% |



| Trading in Bonds | | |
|--|--------------|---------------|
| Member Name | Turnover EUR | % in Turnover |
| Societe Generale Banka Srbija a.d., Be | 14.106.357 | 24,98% |
| M&V Investments a.d., Beograd | 14.094.575 | 24,97% |
| UniCredit Bank Srbija a.d., Beograd | 7.524.359 | 13,33% |
| Raiffeisen banka a.d., Beograd | 6.599.238 | 11,69% |
| Komercijalna banka a.d., Beograd | 6.388.442 | 11,31% |

| Member Name | Trades | % in Trades |
|--|--------|-------------|
| Dunav Stockbroker a.d., Beograd | 6 | 27,27% |
| UniCredit Bank Srbija a.d., Beograd | 5 | 22,73% |
| Societe Generale Banka Srbija a.d., Be | 3 | 13,64% |
| Raiffeisen banka a.d., Beograd | 3 | 13,64% |
| M&V Investments a.d., Beograd | 3 | 13,64% |