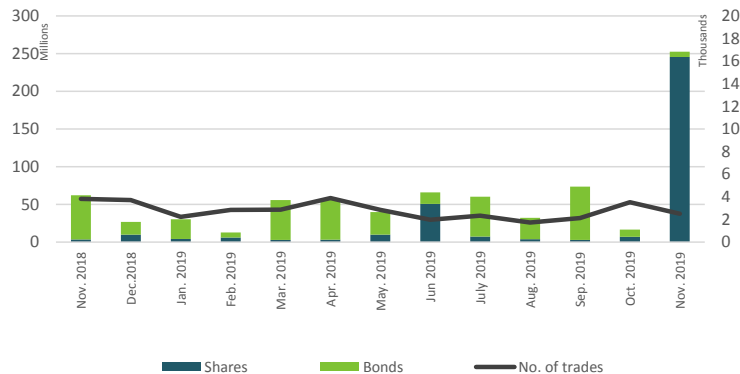




Belgrade Stock Exchange Monthly Report

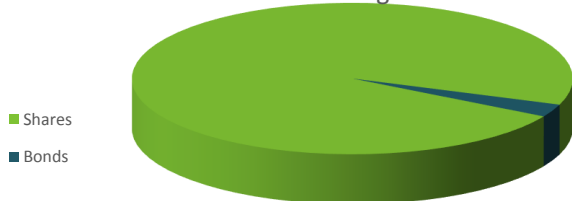
November 2019

Turnover EUR



Segment	Total Turnover EUR	Trades
Prime Listing Shares	962.328	1.453
Prime Listing Bonds	6.901.470	11
Standard Listing Shares	218.245.108	130
Open Market Shares	23.869.929	318
MTP Shares	2.538.344	594
Total:	252.517.178	2.506

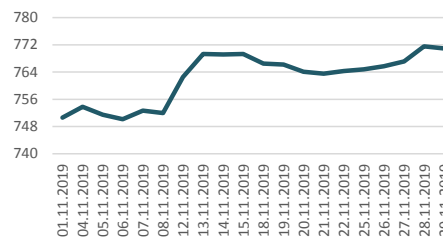
Trading



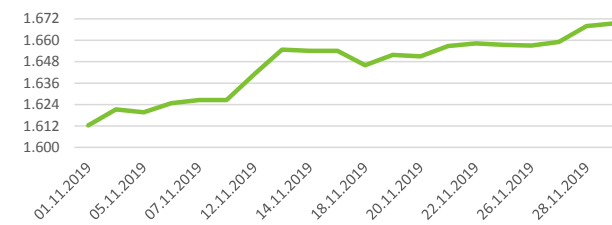
Total Market Capitalization (Shares) EUR: 4.763.757.369

Index	Last	Index Market Cap EUR	% Of Total Market Cap	Trades	Turnover EUR	Monthly Change	YTD
BELEX15	770,92	2.092.603.623	43,93%	1.681	242.623.358	2,81%	1,21%
BELEXLine	1669,48	2.452.388.330	51,48%	2.221	245.054.700	3,72%	5,04%

BELEX15



BELEXLine



Top 5 traded Shares						
Issuer	Ticker	Price RSD	% Change	Turnover EUR	Trades	
Komercijalna banka a.d. , Beograd	KMBN	3.250,00	-1,52%	218.149.829	84	
Galenika Fitofarmacija a.d. , Zemun	FITO	2.909,00	0,31%	23.300.098	29	
Goša montaža a.d. , Beograd	GMON	2.195,00	9,70%	1.936.537	217	
NIS a.d., Novi Sad	NIIS	728,00	8,33%	601.100	748	
Aerodrom Nikola Tesla a.d. , Beograd	AERO	849,00	4,69%	351.001	671	

Top 3 Gainers in the month				
Ticker	Price RSD	% Change	Turnover EUR	
Saobraćaj i transport a.d. , Zrenjanin	SATR	1.890,00	50,00%	2.091
Lasta a.d. , Beograd	LSTA	697,00	31,26%	2.799
Philip Morris Operations a.d. , Niš	DINNPB	5.929,00	27,97%	98.706

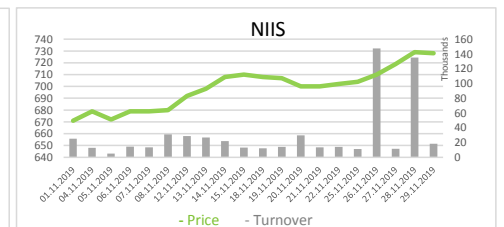
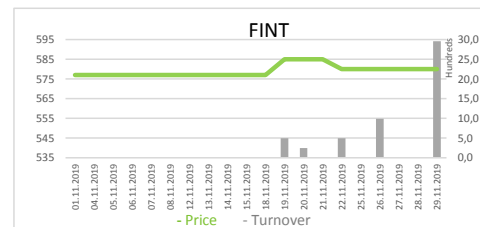
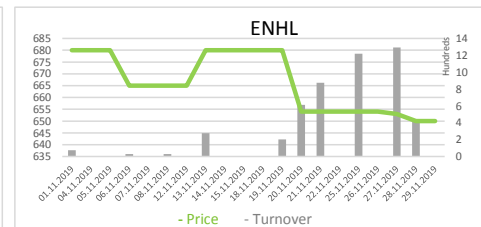
Top 3 Decliners in the month				
Ticker	Price RSD	% Change	Turnover EUR	
Hotel Park a.d. , Novi Sad	HPNS	250,00	-35,90%	277
Tigar a.d. , Pirot	TIGR	39,00	-33,90%	865
Philip Morris Operations a.d. , Niš	DINN	5.001,00	-28,56%	2.765



Shares - Official Listing Segments

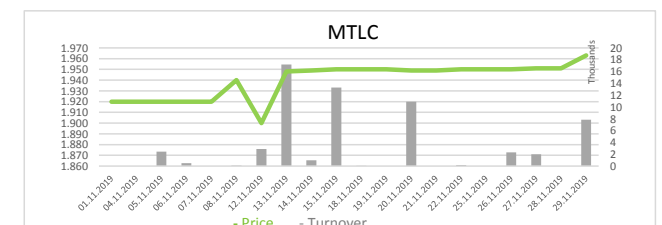
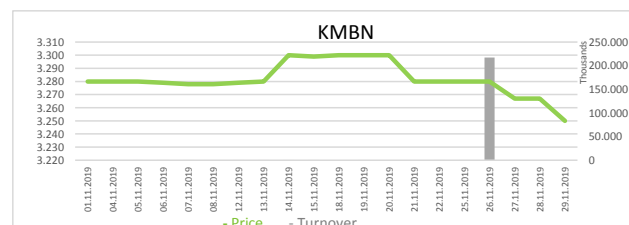
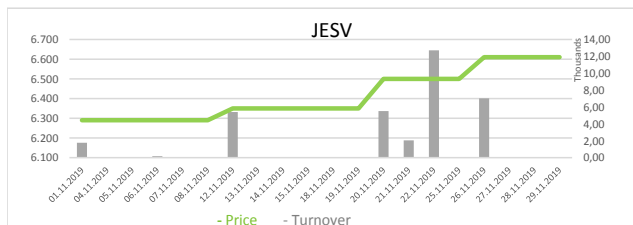
Prime Listing Shares

Ticker	Issuer	Price RSD	Turnover EUR	Trades	1y price range	Issued shares	Monthly change	Market CAP	P/E	P/B
AERO	Aerodrom Nikola Tesla a.d. , Beograd	849,00	351.001	671	630 - 1956	35.026.129	4,69%	252.893.872	0,56	0,37
ENHL	Energoprojekt holding a.d. , Beograd	650,00	5.041	27	600 - 758	10.931.292	-4,41%	60.425.928	9,31	0,78
FINT	Fintel energija a.d. , Beograd	580,00	5.186	7	509 - 585	26.510.506	0,52%	130.762.882	/	29,44
NIIS	NIS a.d., Novi Sad	728,00	601.100	748	670 - 750	163.060.400	8,33%	1.009.527.971	4,55	0,48



Standard Listing Shares

Ticker	Issuer	Price RSD	Turnover EUR	Trades	1y price range	Issued shares	Monthly change	Market CAP	P/E	P/B
JESV	Jedinstvo a.d. , Sevojno	6.610,00	34.656	14	5000 - 6999	277.373	5,09%	15.592.082	7,34	0,70
KMBN	Komercijalna banka a.d. , Beograd	3.250,00	218.149.829	84	2100 - 3489	16.817.956	-1,52%	464.830.960	6,86	0,83
MTLC	Metalac a.d. , Gornji Milanovac	1.963,00	60.623	32	1880 - 2090	2.040.000	2,24%	34.055.632	14,74	1,24





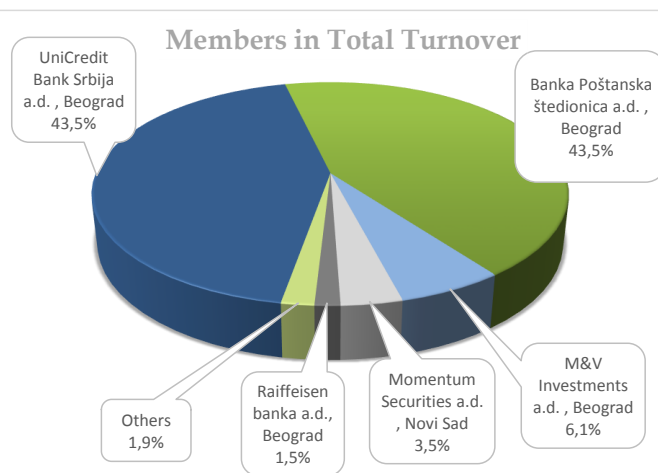
Bonds - Official Listing Segments

Prime Listing Bonds - top 5 Turnover							
Ticker	Issuer	Price	Turnover EUR	Trades	1y price range	No. Of Bonds	Monthly change
RSO18173	Republika Srbija	102,3596	3.019.608	1	100,991 - 102,4682	50.000	0,13%
RSO19183	Republika Srbija	117,5742	2.351.484	1	115,5801 - 117,5742	69.701	1,73%
RSO19181	Republika Srbija	114,0825	970.233	1	100,734 - 114,0825	15.000.000	4,36%
RSO16142	Republika Srbija	115,0000	196.186	2	109,8547 - 115	11.000.000	1,33%
RSO19182	Republika Srbija	107,5000	183.021	2	100,165 - 107,5	9.693.973	1,15%

Top Member Statistics

Trading in Shares		
Member Name	Turnover EUR	% in Turnover
Banka Poštanska štedionica a.d., Beograd	217.176.886	44,21%
UniCredit Bank Srbija a.d., Beograd	217.155.384	44,21%
M&V Investments a.d., Beograd	31.001.699	6,31%
Momentum Securities a.d., Novi Sad	17.728.533	3,61%
Tesla Capital a.d., Beograd	2.976.697	0,61%

Member Name	Trades	% in Trades
Banka Poštanska štedionica a.d., Beograd	1.275	25,55%
Dunav Stockbroker a.d., Beograd	767	15,37%
Komercijalna banka a.d., Beograd	698	13,99%
Vojvođanska banka a.d., Novi Sad	483	9,68%
Tesla Capital a.d., Beograd	475	9,52%



Trading in Bonds		
Member Name	Turnover EUR	% in Turnover
Raiffeisen banka a.d., Beograd	7.169.782	51,96%
UniCredit Bank Srbija a.d., Beograd	2.745.123	19,88%
Banka Poštanska štedionica a.d., Beograd	2.351.484	17,03%
Komercijalna banka a.d., Beograd	970.233	7,03%
Dunav Stockbroker a.d., Beograd	566.318	4,10%

Member Name	Trades	% in Trades
Dunav Stockbroker a.d., Beograd	11	50,00%
Raiffeisen banka a.d., Beograd	5	22,73%
UniCredit Bank Srbija a.d., Beograd	4	18,18%
Banka Poštanska štedionica a.d., Beograd	1	4,55%
Komercijalna banka a.d., Beograd	1	4,55%