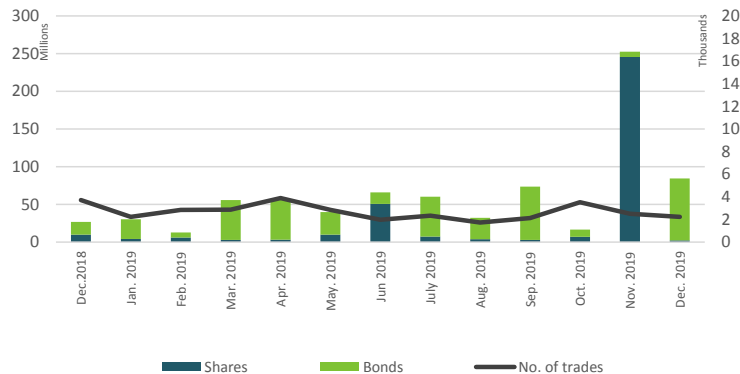




# Belgrade Stock Exchange Monthly Report

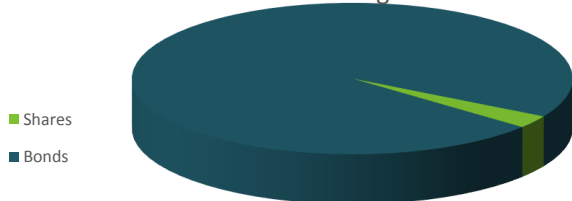
December 2019

Turnover EUR



Segment	Total Turnover EUR	Trades
Prime Listing Shares	800.673	1.413
Prime Listing Bonds	81.985.441	21
Standard Listing Shares	936.131	173
Open Market Shares	200.519	292
MTP Shares	368.424	323
<b>Total:</b>	<b>84.291.188</b>	<b>2.222</b>

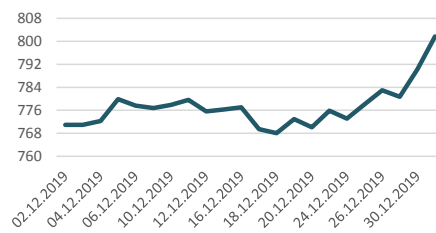
Trading



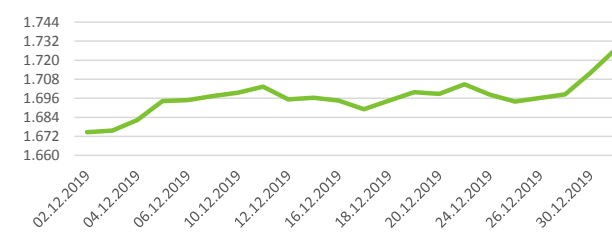
Total Market Capitalization (Shares) EUR: 4.844.237.561

Index	Last	Index Market Cap EUR	% Of Total Market Cap	Trades	Turnover EUR	Monthly Change	YTD
BELEX15	801,69	2.181.921.288	45,04%	1.585	1.758.305	3,99%	5,25%
BELEXLine	1726,82	2.559.681.694	52,84%	1.908	1.992.170	3,43%	8,65%

BELEX15



BELEXLine



Top 5 traded Shares						
Issuer	Ticker	Price RSD	% Change	Turnover EUR	Trades	
Komercijalna banka a.d. , Beograd	KMBN	3.370,00	3,69%	784.006	123	
NIS a.d., Novi Sad	NIIS	749,00	2,88%	512.711	746	
Aerodrom Nikola Tesla a.d. , Beograd	AERO	998,00	17,55%	219.224	574	
Čoka duvanska industrija a.d. , Čoka	COKA	9.750,00	0,44%	129.919	2	
Metalac a.d. , Gornji Milanovac	MTLC	1.977,00	0,71%	113.830	20	

Top 3 Gainers in the month				
Ticker	Price RSD	% Change	Turnover EUR	
Vital a.d. , Vrbas	VITL	930,00	43,08%	643
AMS Osiguranje a.d. , Beograd	AMSOPB	980,00	40,00%	155
Dinara a.d. , Beograd	DINR	273,00	36,50%	8.161

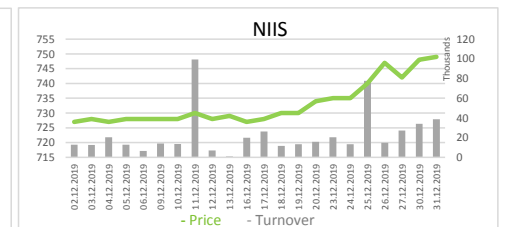
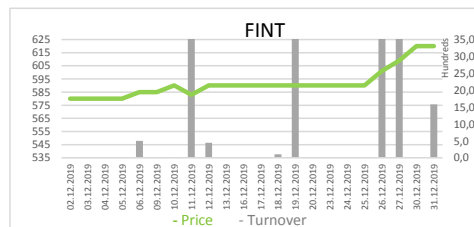
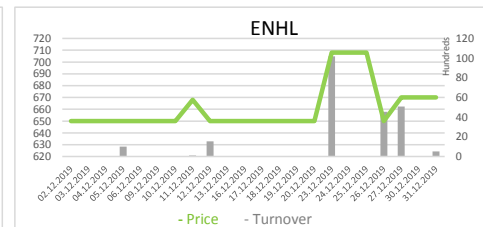
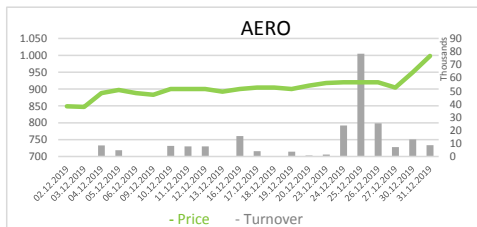
Top 3 Decliners in the month				
Ticker	Price RSD	% Change	Turnover EUR	
Komercijalna banka a.d. , Beograd	KMBNPB	990,00	-21,05%	1.414
Institut za strane jezike a.d. , Beograd	INSJ	8.000,00	-20,00%	204
Geosonda - Fundiranje a.d. , Beograd	GSFD	565,00	-19,29%	1.578



## Shares - Official Listing Segments

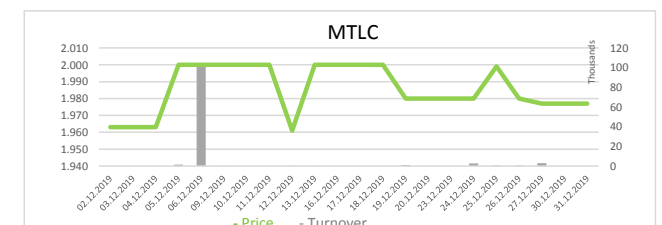
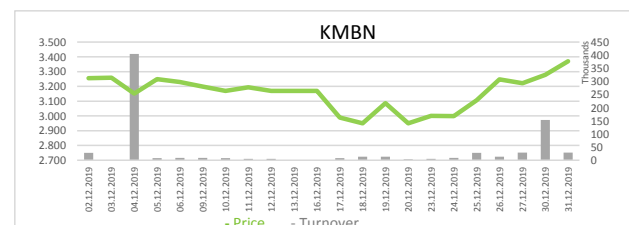
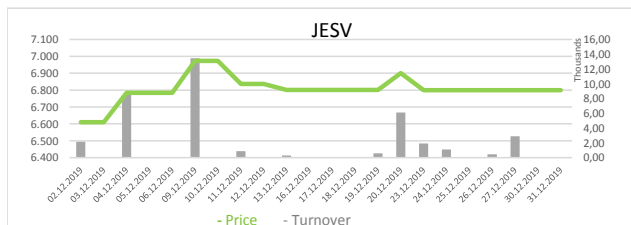
### Prime Listing Shares

Ticker	Issuer	Price RSD	Turnover EUR	Trades	1y price range	Issued shares	Monthly change	Market CAP	P/E	P/B
AERO	Aerodrom Nikola Tesla a.d. , Beograd	998,00	219.224	574	630 - 1500	35.026.129	17,55%	297.263.750	0,66	0,43
ENHL	Energoprojekt holding a.d. , Beograd	670,00	22.977	29	600 - 758	10.931.292	3,08%	62.282.433	9,59	0,81
FINT	Fintel energija a.d. , Beograd	620,00	45.761	64	510 - 620	26.510.506	6,90%	139.774.831	/	31,47
NIIS	NIS a.d., Novi Sad	749,00	512.711	746	670 - 750	163.060.400	2,88%	1.038.603.040	4,69	0,49



### Standard Listing Shares

Ticker	Issuer	Price RSD	Turnover EUR	Trades	1y price range	Issued shares	Monthly change	Market CAP	P/E	P/B
JESV	Jedinstvo a.d. , Sevojno	6.800,00	38.296	30	5000 - 7000	277.373	2,87%	16.039.557	7,55	0,72
KMBN	Komercijalna banka a.d. , Beograd	3.370,00	784.006	123	2150 - 3489	16.817.956	3,69%	481.972.635	7,11	0,86
MTLC	Metalac a.d. , Gornji Milanovac	1.977,00	113.830	20	1880 - 2090	2.040.000	0,71%	34.296.998	14,85	1,25





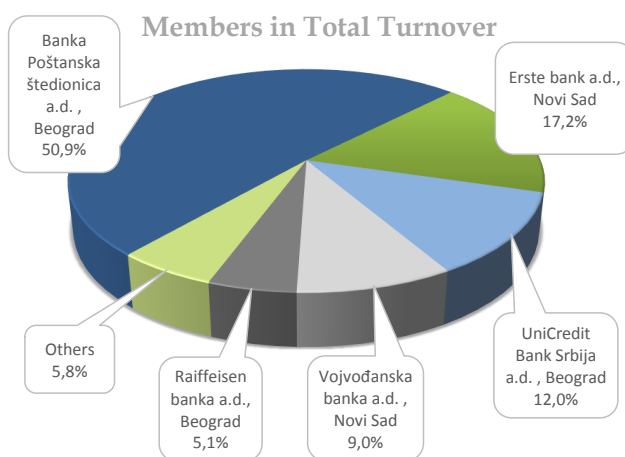
## Bonds - Official Listing Segments

Prime Listing Bonds - top 5 Turnover							
Ticker	Issuer	Price	Turnover EUR	Trades	1y price range	No. Of Bonds	Monthly change
RSO16135	Republika Srbija	104,2327	20.846.540	1	103,6984 - 105,4206	75.000	0,52%
RSO19181	Republika Srbija	114,1136	14.912.007	3	100,734 - 114,2718	15.000.000	0,03%
RSO19184	Republika Srbija	102,1646	8.683.991	1	100,769 - 102,4127	200.000	-0,24%
RSO18171	Republika Srbija	111,3000	7.358.872	3	103,3989 - 111,3	10.051.345	0,00%
RSO19182	Republika Srbija	106,9771	6.887.637	2	100,165 - 107,5	9.693.973	-0,49%

## Top Member Statistics

Trading in Shares		
Member Name	Turnover EUR	% in Turnover
Erste bank a.d., Novi Sad	940.769	20,40%
Dunav Stockbroker a.d., Beograd	856.462	18,57%
Vojvođanska banka a.d., Novi Sad	791.337	17,16%
Komercijalna banka a.d., Beograd	516.141	11,19%
Tesla Capital a.d., Beograd	311.433	6,75%

Member Name	Trades	% in Trades
Banka Poštanska štedionica a.d., Beograd	974	22,13%
Komercijalna banka a.d., Beograd	897	20,38%
Dunav Stockbroker a.d., Beograd	741	16,83%
Vojvođanska banka a.d., Novi Sad	490	11,13%
M&V Investments a.d., Beograd	271	6,16%



Trading in Bonds		
Member Name	Turnover EUR	% in Turnover
Banka Poštanska štedionica a.d., Beograd	85.855.641	52,36%
Erste bank a.d., Novi Sad	28.123.498	17,15%
UniCredit Bank Srbija a.d., Beograd	20.182.583	12,31%
Vojvođanska banka a.d., Novi Sad	14.384.133	8,77%
Raiffeisen banka a.d., Beograd	8.470.322	5,17%

Member Name	Trades	% in Trades
Banka Poštanska štedionica a.d., Beograd	12	28,57%
Dunav Stockbroker a.d., Beograd	9	21,43%
Vojvođanska banka a.d., Novi Sad	7	16,67%
Erste bank a.d., Novi Sad	6	14,29%
UniCredit Bank Srbija a.d., Beograd	3	7,14%