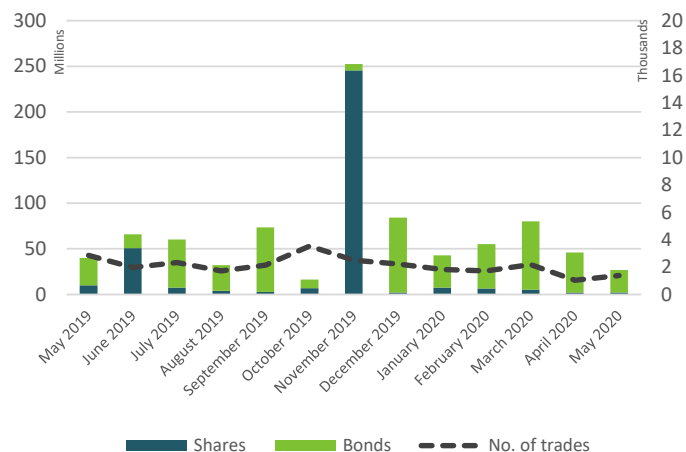




Belgrade Stock Exchange Monthly Report

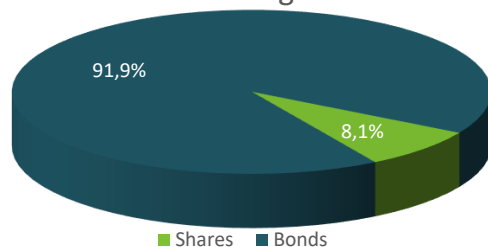
May 2020

Turnover EUR



Segment	Total Turnover EUR	Trades
Prime Listing Shares	532.463	966
Prime Listing Bonds	24.652.744	9
Standard Listing Shares	1.142.630	134
Open Market Shares	461.142	171
MTP Shares	25.699	104
Total:	26.814.677	1.384

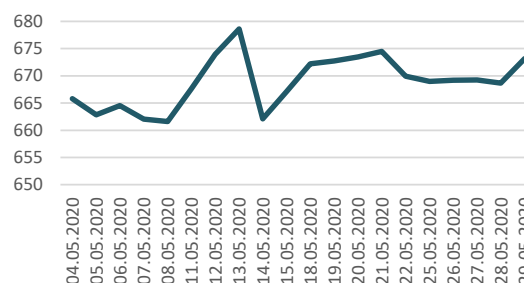
Trading



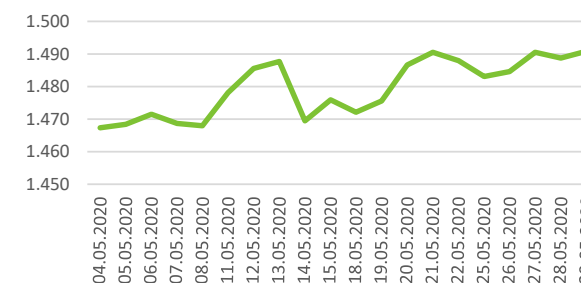
Total Market Capitalization (Shares) EUR: 4.338.182.799

Index	Last	Index Market Cap EUR	% of Total Market Cap	Trades	Turnover EUR	Moithly Change	YTD
BELEX15	673,16	1.766.250.914	40,71%	1.153	2.003.338	2,71%	-16,03%
BELEXLine	1490,84	2.103.251.741	48,48%	1.223	2.031.196	2,73%	-13,67%

BELEX15



BELEXLine



Top 5 traded shares

Issuer	Ticker	Price RSD	Turnover EUR	% Change	Trades
Komercijalna banka a.d. , Beograd	KMBN	2.300,00	770.203	-8,00%	95
NIS a.d., Novi Sad	NIIS	605,00	504.666	16,12%	685
Jedinstvo a.d. , Sevojno	JESV	6.002,00	314.626	-4,73%	17
Messer Tehnogas a.d. , Beograd	TGAS	12.803,00	161.237	-5,46%	28
Philip Morris Operations a.d. , Niš	DINNPB	6.078,00	107.148	2,07%	29

Top 3 gainers in the month

Ticker	Price RSD	% Change	Turnover EUR	
Ikarbus a.d. , Beograd	IKRBG	70,00	40,00%	298
Energoprojekt holding a.d. , Beograd	ENHL	550,00	21,95%	1.639
Putevi a.d. , Užice	PUUE	124,00	18,10%	4.607

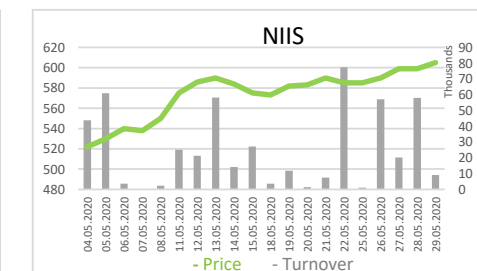
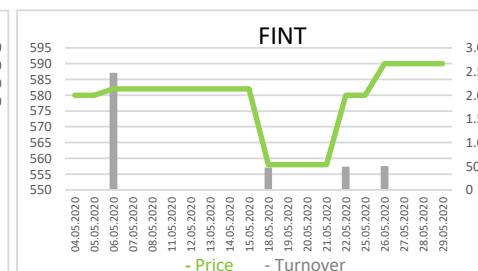
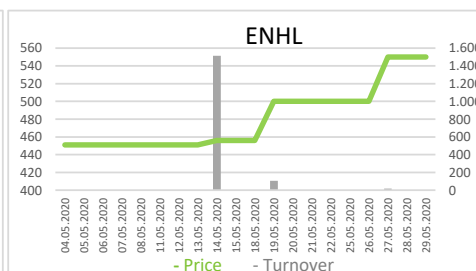
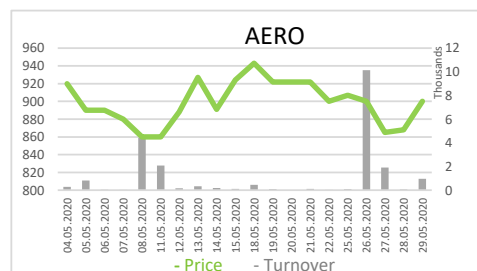
Top 3 decliners in the month

Ticker	Price RSD	% Change	Turnover EUR	
Komercijalna banka a.d. , Beograd	KMBNPB	750,00	-13,79%	6.026
Lučić Prigrevica a.d. , Novi Sad	SJPR	500,00	-12,28%	85
Komercijalna banka a.d. , Beograd	KMBN	2.300,00	-8,00%	770.203

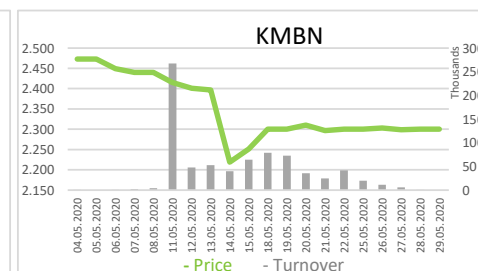
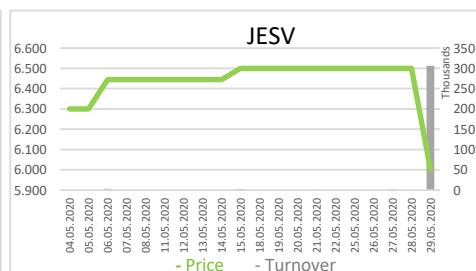
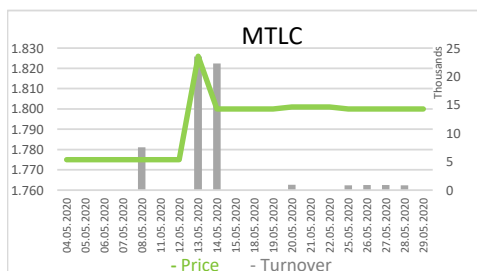


Shares - Official Listing Segments

Prime Listing Shares										
Ticker	Issuer	Price RSD	Turnover EUR	Trades	1y price range	Issued shares	Monthly change	Market CAP	P/E	P/B
AERO	Aerodrom Nikola Tesla a.d. , Beogra	900,00	22.216	258	710 - 1100	35.026.129	6,13%	268.084.921	0,59	0,39
ENHL	Energoprojekt holding a.d. , Beograc	550,00	1.639	10	450 - 730	10.931.292	21,95%	51.129.544	/	0,66
FINT	Fintel energija a.d. , Beograd	590,00	3.942	13	530 - 670	26.510.506	1,72%	133.017.188	/	29,95
NIIS	NIS a.d., Novi Sad	605,00	504.666	685	490 - 760	163.060.400	16,12%	838.960.692	5,57	0,38



Standard Listing Shares										
Ticker	Issuer	Price RSD	Turnover EUR	Trades	1y price range	Issued shares	Monthly change	Market CAP	P/E	P/B
JESV	Jedinstvo a.d. , Sevojno	6.002,00	314.626	17	5203 - 7020	277.373	-4,73%	14.157.870	4,89	0,59
KMBN	Komercijalna banka a.d. , Beograd	2.300,00	770.203	95	2201 - 3489	16.817.956	-8,00%	328.956.735	4,42	0,52
MTLC	Metalac a.d. , Gornji Milanovac	1.800,00	57.801	22	1750 - 2200	2.040.000	1,41%	31.227.729	13,27	1,09





Bonds - Official Listing Segments

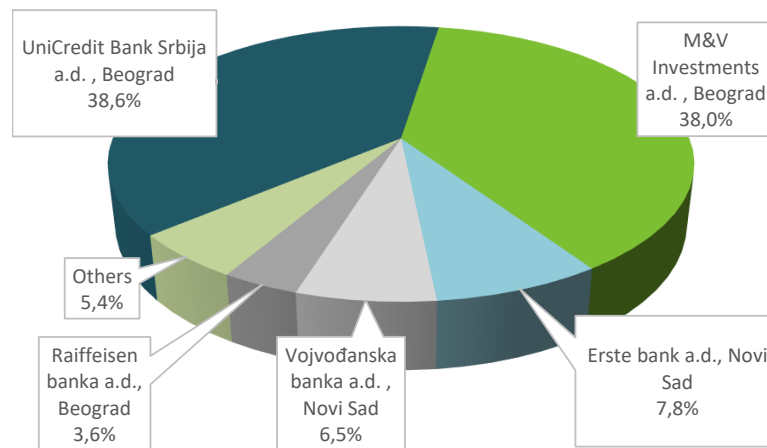
Prime Listing Bonds - top 5 Turnover							
Ticker	Issuer	Price	Turnover EUR	Trades	1y price range	No. of bonds	Monthly change
RSO16142	Republika Srbija	114,6323	10.819.059	3	109,8547 - 115,67	11.000.000	-0,90%
RSO19181	Republika Srbija	109,0013	9.877.305	2	104,4 - 114,2718	15.000.000	-2,52%
RSO1488	Republika Srbija	117,2725	1.994.691	1	116,0988 - 117,2725	1.500.000	0,16%
RSO20191	Republika Srbija	106,9523	994.656	1	106,9523 - 106,9523	150.000	-0,45%
RSO1471	Republika Srbija	114,8420	964.673	1	114,842 - 120,8211	125.000	-4,95%

Top Member Statistics

Trading in shares		
Member Name	Turnover EUR	% in Turnover
Momentum Securities a.d.	965.940	22,34%
M&V Investments a.d. , Be	778.703	18,01%
Vojvođanska banka a.d. , N	512.461	11,85%
Convst a.d. , Novi Sad	480.657	11,12%
Tesla Capital a.d., Beograd	445.400	10,30%

Member name	Trades	% in Trades
Komercijalna banka a.d. , E	687	24,98%
Banka Poštanska štedionic	529	19,24%
Vojvođanska banka a.d. , N	373	13,56%
M&V Investments a.d. , Be	272	9,89%
Ilirika investments a.d. , Be	165	6,00%

Members in Total Turnover



Trading in bonds		
Member Name	Turnover EUR	% in Turnover
UniCredit Bank Srbija a.d. , Beograd	20.696.364	41,98%
M&V Investments a.d. , Beograd	19.624.439	39,80%
Erste bank a.d., Novi Sad	3.989.383	8,09%
Vojvođanska banka a.d. , Novi Sad	2.964.837	6,01%
Raiffeisen banka a.d., Beograd	1.929.346	3,91%

Member name	Trades	% in Trades
UniCredit Bank Srbija a.d. , Beograd	5	27,78%
Vojvođanska banka a.d. , Novi Sad	3	16,67%
Dunav Stockbroker a.d. , Beograd	3	16,67%
M&V Investments a.d. , Beograd	3	16,67%
Raiffeisen banka a.d., Beograd	2	11,11%