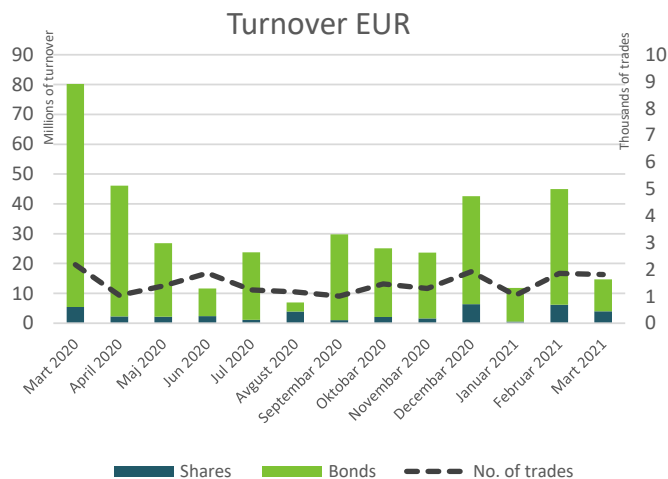


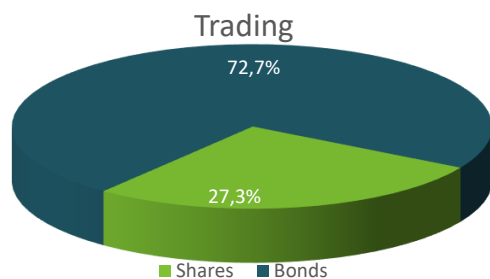


# Belgrade Stock Exchange Monthly Report

March 2021

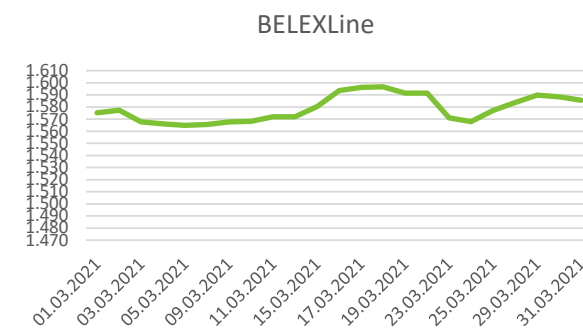
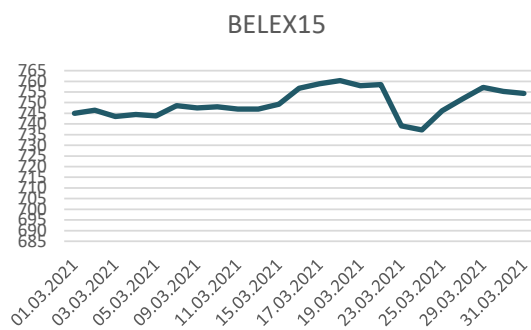


| Segment                 | Total Turnover EUR | Trades       |
|-------------------------|--------------------|--------------|
| Prime Listing Shares    | 631.658            | 888          |
| Prime Listing Bonds     | 10.687.020         | 162          |
| Standard Listing Shares | 454.599            | 75           |
| Open Market Shares      | 1.232.296          | 244          |
| MTP Shares              | 1.690.375          | 441          |
| <b>Total:</b>           | <b>14.695.949</b>  | <b>1.810</b> |



Total Market Capitalization (Shares) EUR: 4.546.752.389

| Index     | Last    | Index Market Cap EUR | % Of Total Market Cap | Trades | Turnover EUR | Mohtly Change | YTD   |
|-----------|---------|----------------------|-----------------------|--------|--------------|---------------|-------|
| BELEX15   | 754,40  | 2.244.123.329        | 49,36%                | 1.075  | 1.480.630    | 1,17%         | 0,77% |
| BELEXLine | 1585,54 | 2.320.590.191        | 51,04%                | 1.219  | 2.428.333    | 0,91%         | 1,25% |



**Top 5 traded shares**

| Issuer                            | Ticker | Price RSD | Turnover EUR | % Change | Trades |
|-----------------------------------|--------|-----------|--------------|----------|--------|
| Kikindski mlin a.d. , Kikinda     | KIML   | 29.001,00 | 968.304      | 0,00%    | 1      |
| ALTA banka a.d. , Beograd         | JMBN   | 4.350,00  | 747.982      | 1,05%    | 23     |
| NIS a.d., Novi Sad                | NIIS   | 624,00    | 579.597      | -1,42%   | 501    |
| Komercijalna banka a.d. , Beograd | KMBN   | 3.270,00  | 348.888      | 2,51%    | 32     |
| Omoljica a.d. , Omoljica          | OMOL   | 2.650,00  | 308.440      | 10,55%   | 223    |

**Top 3 gainers in the month**

| Ticker                              | Price RSD | % Change | Turnover EUR |       |
|-------------------------------------|-----------|----------|--------------|-------|
| Utva silosi a.d. , Kovin            | UTSI      | 2.850,00 | 50,00%       | 283   |
| Luka Leget a.d. , Sremska Mitrovica | LKLG      | 2.781,00 | 42,62%       | 2.839 |
| Putevi a.d. , Užice                 | PUUE      | 140,00   | 40,00%       | 2.211 |

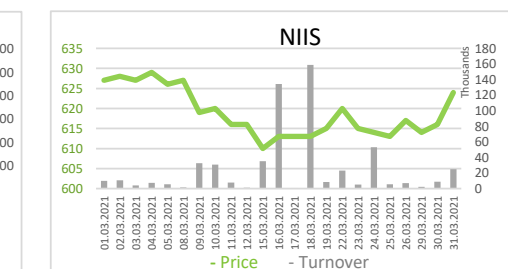
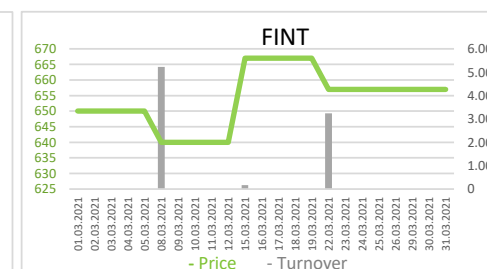
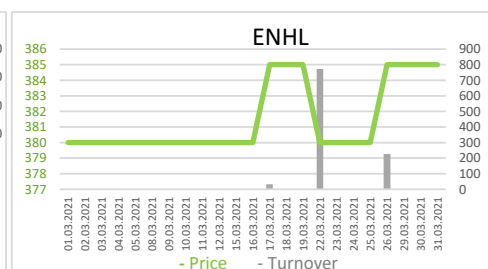
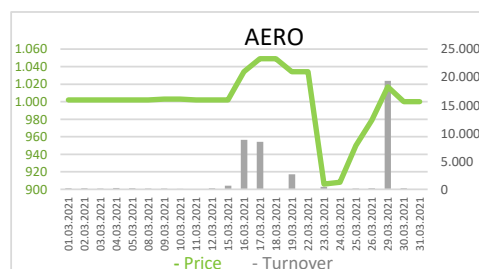
**Top 3 decliners in the month**

| Ticker                           | Price RSD | % Change | Turnover EUR |        |
|----------------------------------|-----------|----------|--------------|--------|
| PP Miletić a.d. , Srpski Miletić | PMLT      | 4.380,00 | -33,54%      | 19.819 |
| Iritel a.d. , Beograd            | IRTL      | 1.297,00 | -29,89%      | 5.931  |
| Pomoravlje a.d. , Niš            | PMNI      | 290,00   | -25,64%      | 1.565  |

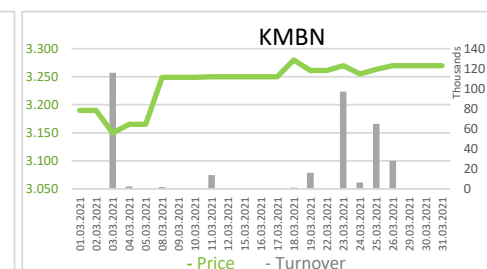
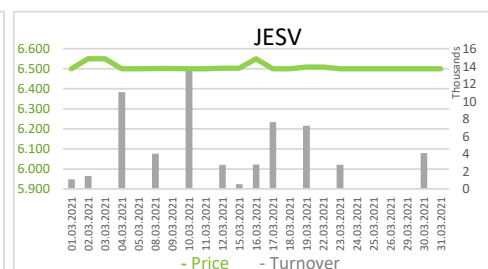
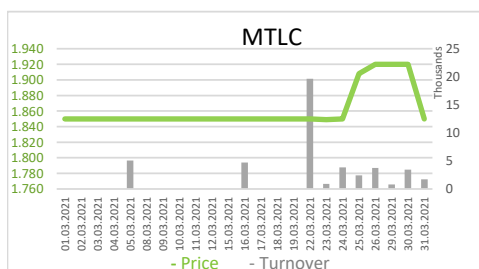


## Shares - Official Listing Segments

| Prime Listing Shares |                                      |           |              |        |                |               |                |             |         |       |
|----------------------|--------------------------------------|-----------|--------------|--------|----------------|---------------|----------------|-------------|---------|-------|
| Ticker               | Issuer                               | Price RSD | Turnover EUR | Trades | 1y price range | Issued shares | Monthly change | Market CAP  | P/E     | P/B   |
| AERO                 | Aerodrom Nikola Tesla a.d. , Beograd | 1.000,00  | 42.393       | 376    | 750 - 1050     | 35.026.129    | -0,20%         | 297.891.642 | -77,17  | 1,18  |
| ENHL                 | Energoprojekt holding a.d. , Beograd | 385,00    | 1.031        | 3      | 360 - 550      | 10.931.292    | 1,32%          | 35.793.025  | -237,07 | 0,46  |
| FINT                 | Fintel energija a.d. , Beograd       | 657,00    | 8.636        | 8      | 530 - 667      | 26.510.506    | 1,08%          | 148.132.230 | -468,05 | 40,66 |
| NIIS                 | NIS a.d., Novi Sad                   | 624,00    | 579.597      | 501    | 515 - 650      | 163.060.400   | -1,42%         | 865.364.884 | 5,75    | 0,39  |



| Standard Listing Shares |                                   |           |              |        |                |               |                |             |       |      |
|-------------------------|-----------------------------------|-----------|--------------|--------|----------------|---------------|----------------|-------------|-------|------|
| Ticker                  | Issuer                            | Price RSD | Turnover EUR | Trades | 1y price range | Issued shares | Monthly change | Market CAP  | P/E   | P/B  |
| JESV                    | Jedinstvo a.d. , Sevojno          | 6.500,00  | 59.307       | 22     | 6000 - 6900    | 255.130       | 0,00%          | 14.103.960  | 4,87  | 0,59 |
| KMBN                    | Komercijalna banka a.d. , Beograd | 3.270,00  | 348.888      | 32     | 2150 - 3300    | 16.817.956    | 2,51%          | 467.721.291 | 6,28  | 0,74 |
| MTLC                    | Metalac a.d. , Gornji Milanovac   | 1.850,00  | 46.404       | 21     | 1771 - 1950    | 2.040.000     | 0,00%          | 32.097.268  | 13,64 | 1,12 |





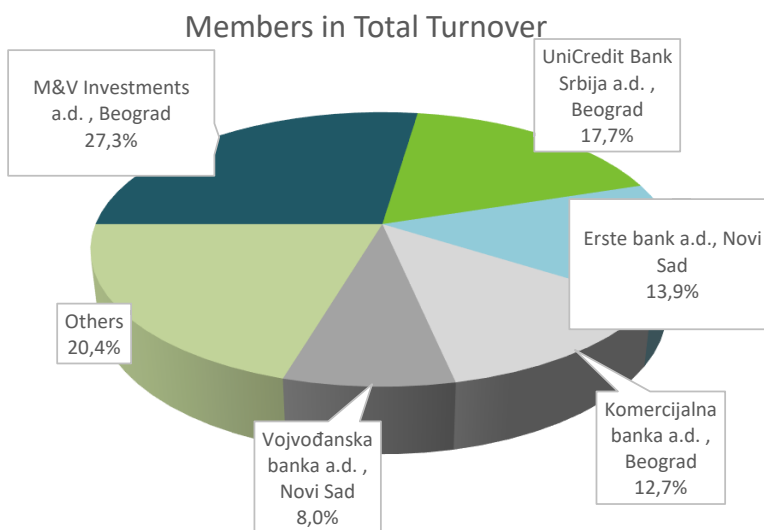
## Bonds - Official Listing Segments

| Prime Listing Bonds - top 5 Turnover |                  |          |              |        |                     |              |                |
|--------------------------------------|------------------|----------|--------------|--------|---------------------|--------------|----------------|
| Ticker                               | Issuer           | Price    | Turnover EUR | Trades | 1y price range      | No. of bonds | Monthly change |
| RSO18174                             | Republika Srbija | 122,4262 | 5.206.112    | 1      | 117,2968 - 120,9643 | 11.155.644   | 1,21%          |
| RSO17150                             | Republika Srbija | 102,1197 | 2.042.394    | 1      | 103,5606 - 103,5606 | 98.420       | -1,39%         |
| RSO20195                             | Republika Srbija | 100,0270 | 2.000.540    | 1      | #N/A                | 4.606        | 0,51%          |
| RSO20191                             | Republika Srbija | 118,6106 | 1.186.106    | 1      | 106,9523 - 118,5432 | 150.000      | 0,06%          |
| RSSDS20225                           | Republika Srbija | 95,1000  | 54.150       | 29     | 93,9 - 95,5         | 108.904.876  | 0,09%          |

## Top Member Statistics

| Trading in shares            |              |               |
|------------------------------|--------------|---------------|
| Member Name                  | Turnover EUR | % in Turnover |
| M&V Investments a.d. , Be    | 2.827.338    | 35,26%        |
| Tesla Capital a.d., Beograd  | 1.832.914    | 22,86%        |
| Vojvođanska banka a.d. , N   | 952.327      | 11,88%        |
| Iirika investments a.d. , Be | 483.338      | 6,03%         |
| Tezoro broker a.d. , Beogra  | 456.727      | 5,70%         |

| Member name                 | Trades | % in Trades |
|-----------------------------|--------|-------------|
| Vojvođanska banka a.d. , N  | 714    | 21,66%      |
| Banka Poštanska štedionica  | 682    | 20,69%      |
| Komercijalna banka a.d. , B | 516    | 15,66%      |
| Tesla Capital a.d., Beograd | 280    | 8,50%       |
| Momentum Securities a.d.    | 204    | 6,19%       |



| Trading in bonds                     |              |               |
|--------------------------------------|--------------|---------------|
| Member Name                          | Turnover EUR | % in Turnover |
| UniCredit Bank Srbija a.d. , Beograd | 5.206.112    | 24,36%        |
| M&V Investments a.d. , Beograd       | 5.206.112    | 24,36%        |
| Erste bank a.d., Novi Sad            | 4.001.080    | 18,72%        |
| Komercijalna banka a.d. , Beograd    | 3.471.232    | 16,24%        |
| Raiffeisen banka a.d., Beograd       | 2.042.394    | 9,56%         |

| Member name                           | Trades | % in Trades |
|---------------------------------------|--------|-------------|
| Komercijalna banka a.d. , Beograd     | 150    | 46,30%      |
| Vojvođanska banka a.d. , Novi Sad     | 117    | 36,11%      |
| Intercity broker a.d. , Beograd       | 23     | 7,10%       |
| Tandem financial a.d. , Novi Sad      | 17     | 5,25%       |
| Banka Poštanska štedionica a.d. , Beo | 10     | 3,09%       |