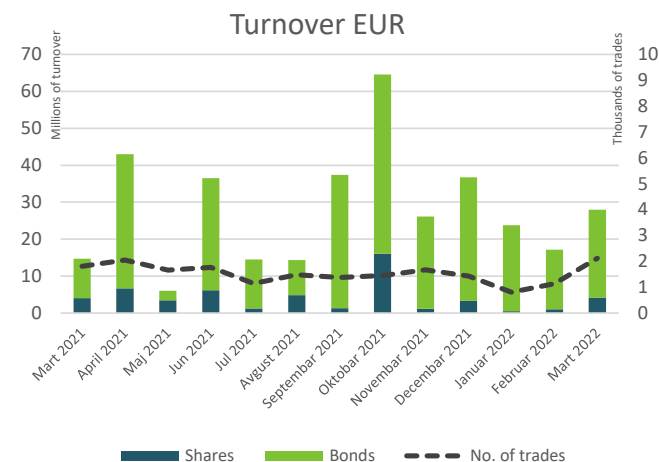


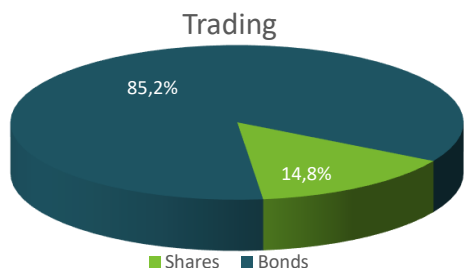


# Belgrade Stock Exchange Monthly Report

March 2022

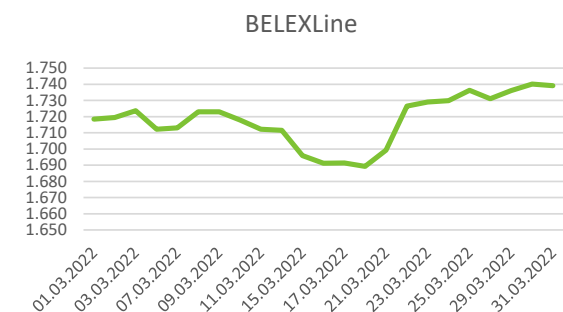
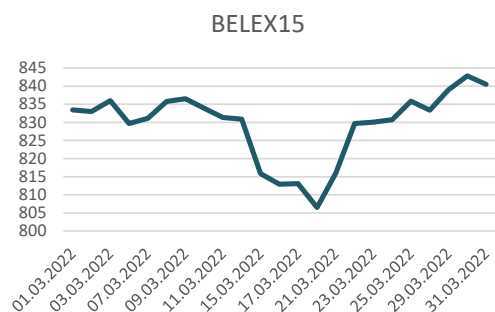


Segment	Total Turnover EUR	Trades
Prime Listing Shares	1.450.655	1.331
Prime Listing Bonds	23.844.308	178
Standard Listing Shares	1.489.431	30
Open Market Shares	190.066	166
MTP Shares	1.026.171	414
<b>Total:</b>	<b>28.000.632</b>	<b>2.119</b>



**Total Market Capitalization (Shares) EUR: 4.495.321.275**

Index	Last	Index Market Cap EUR	% Of Total Market Cap	Trades	Turnover EUR	Mothy Change	YTD
BELEX15	840,53	2.583.148.392	57,46%	1.450	3.067.478	0,71%	2,41%
BELEXLine	1739,08	2.688.608.490	59,81%	1.588	3.190.047	1,50%	1,61%



**Top 5 traded shares**

Issuer	Ticker	Price RSD	Turnover EUR	% Change	Trades
Komercijalna banka a.d. , Beograd	KMBN	4.580,00	1.475.607	-7,72%	4
NIS a.d., Novi Sad	NIIS	548,00	1.106.595	-8,36%	909
Tehnopromet a.d. , Beograd	THPT	230,00	347.680	44,65%	1
Aerodrom Nikola Tesla a.d. , Beograd	AERO	1.350,00	334.799	20,54%	405
Stari Tamiš a.d. , Pančevo	STTM	5.501,00	240.139	0,02%	17

**Top 3 gainers in the month**

Ticker	Price RSD	% Change	Turnover EUR	
Grupa Univerexport Bačka a.d. , Bačka P	BABP	1.501,00	89,76%	8.512
Rudo a.d. , Beograd	RUDO	300,00	50,00%	28
Tehnopromet a.d. , Beograd	THPT	230,00	44,65%	347.680

**Top 3 decliners in the month**

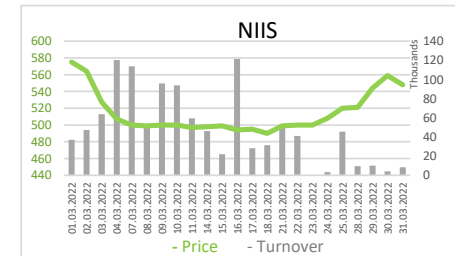
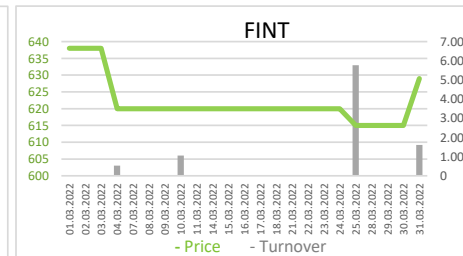
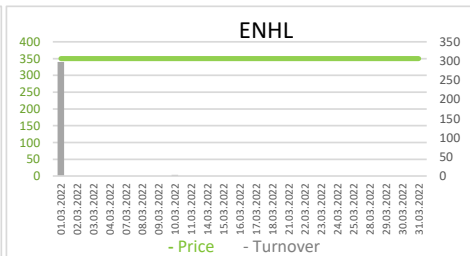
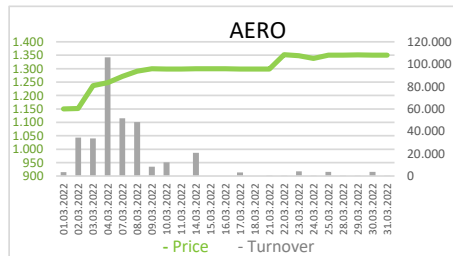
Ticker	Price RSD	% Change	Turnover EUR	
Revnost a.d. , Novi Sad	RVST	10.001,00	-30,76%	79.585
NIS a.d., Novi Sad	NIIS	548,00	-8,36%	1.106.595
Komercijalna banka a.d. , Beograd	KMBN	4.580,00	-7,72%	1.475.607



# Shares - Official Listing Segments

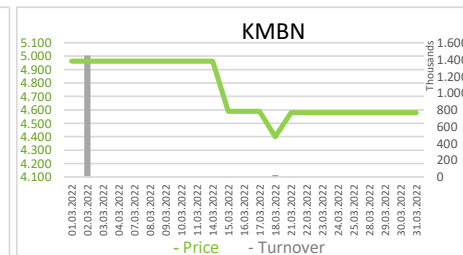
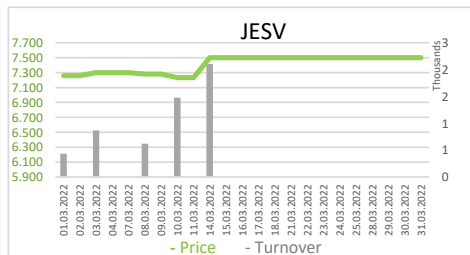
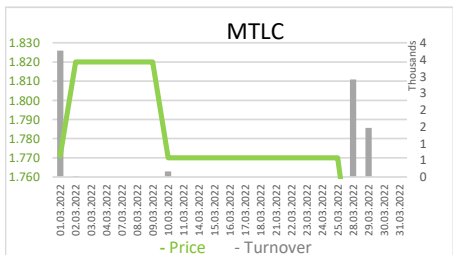
## Prime Listing Shares

Ticker	Issuer	Price RSD	Turnover EUR	Trades	1y price range	Issued shares	Monthly change	Market CAP	P/E	P/B
AERO	Aerodrom Nikola Tesla a.d. , Beograd	1.350,00	334.799	405	900 - 1500	35.026.129	20,54%	401.570.725	/	1,64
ENHL	Energoprojekt holding a.d. , Beograd	350,00	301	2	301 - 430	10.931.292	10,41%	32.491.942	14,53	0,42
FINT	Fintel energija a.d. , Beograd	629,00	8.961	15	599 - 660	26.510.506	-1,41%	141.613.546	/	38,78
NIIS	NIS a.d., Novi Sad	548,00	1.106.595	909	482 - 640	163.060.400	-8,36%	758.866.175	/	0,36



## Standard Listing Shares

Ticker	Issuer	Price RSD	Turnover EUR	Trades	1y price range	Issued shares	Monthly change	Market CAP	P/E	P/B
JESV	Jedinstvo a.d. , Sevojno	7.500,00	5.499	10	6500 - 9000	255.130	4,17%	16.250.208	5,89	0,69
KMBN	Komercijalna banka a.d. , Beograd	4.580,00	1.475.607	4	3300 - 4963	16.817.956	-7,72%	654.146.201	26,88	1,06
MTLC	Metalac a.d. , Gornji Milanovac	1.720,00	8.325	16	1710 - 1940	2.040.000	-4,44%	29.798.524	13,76	1,02





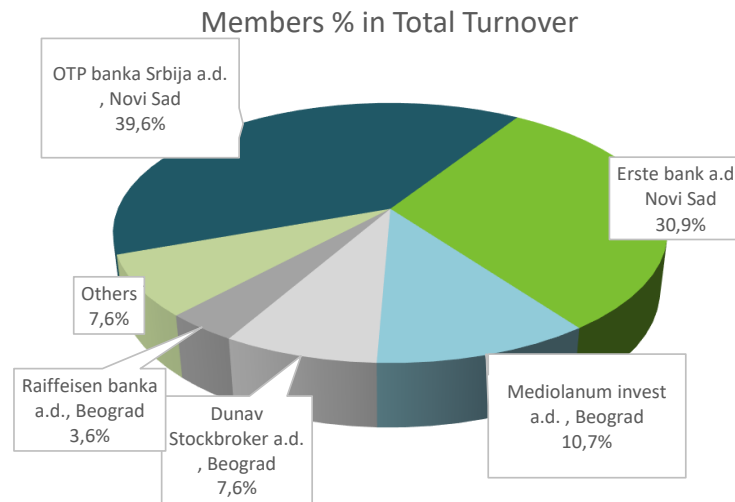
## Bonds - Official Listing Segments

Prime Listing Bonds - top 5 Turnover							
Ticker	Issuer	Price	Turnover EUR	Trades	1y price range	No. of bonds	Monthly change
RSO20191	Republika Srbija	107,4134	5.947.008	3	103,8362 - 121,024	150.000	-3,64%
RSO20197	Republika Srbija	101,3397	4.307.998	1	100,6726 - 101,3397	4.923.367	0,14%
RSO18174	Republika Srbija	110,4042	3.754.667	1	110,4042 - 123,9034	11.155.644	-3,06%
RSO18171	Republika Srbija	101,7032	3.463.120	4	101,7032 - 106,9865	10.051.345	-4,06%
RSO20195	Republika Srbija	99,7095	1.994.190	1	99,7095 - 99,7095	4.606	-0,32%

## Top Member Statistics

Trading in shares		
Member Name	Turnover EUR	% in Turnover
Dunav Stockbroker a.d. , B	4.272.491	51,39%
Tesla Capital a.d., Beograd	1.226.265	14,76%
OTP banka Srbija a.d. , Nov	780.766	9,39%
Komercijalna banka a.d. , E	707.282	8,51%
M&V Investments a.d. , Be	518.941	6,24%

Member name	Trades	% in Trades
Komercijalna banka a.d. , E	695	17,90%
BPŠ Banka a.d., Beograd	633	16,31%
Dunav Stockbroker a.d. , B	474	12,21%
OTP banka Srbija a.d. , Nov	450	11,59%
Tesla Capital a.d., Beograd	442	11,39%



Trading in bonds		
Member Name	Turnover EUR	% in Turnover
OTP banka Srbija a.d. , Novi Sad	21.410.795	44,90%
Erste bank a.d., Novi Sad	17.249.357	36,16%
Mediolanum invest a.d. , Beograd	5.984.109	12,56%
Raiffeisen banka a.d., Beograd	1.972.888	4,14%
Komercijalna banka a.d. , Beograd	566.286	1,19%

Member name	Trades	% in Trades
Komercijalna banka a.d. , Beograd	114	32,02%
OTP banka Srbija a.d. , Novi Sad	77	21,63%
BPŠ Banka a.d., Beograd	72	20,22%
M&V Investments a.d. , Beograd	57	16,01%
Mediolanum invest a.d. , Beograd	17	4,78%