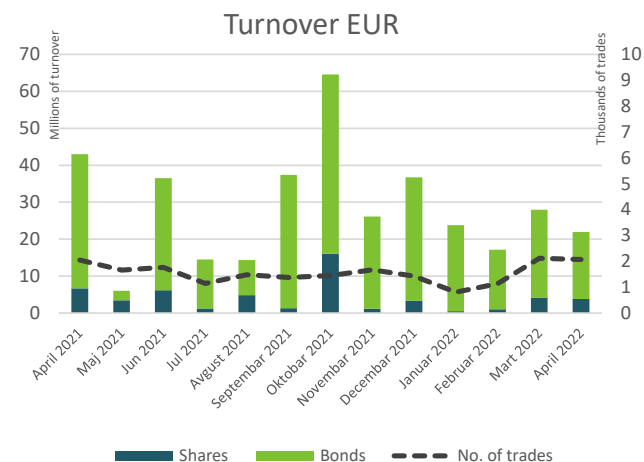


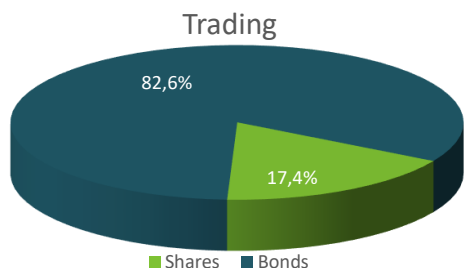


# Belgrade Stock Exchange Monthly Report

April 2022

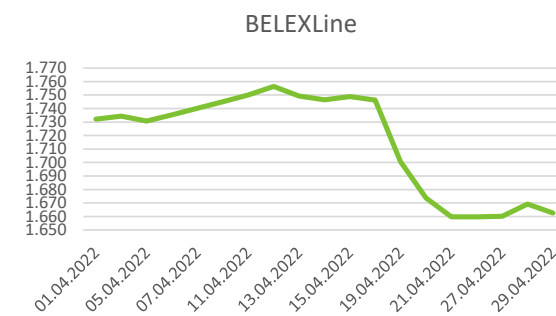
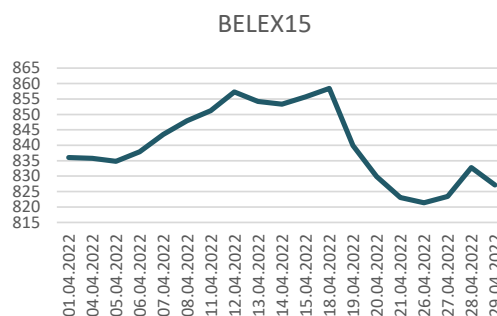


Segment	Total Turnover EUR	Trades
Prime Listing Shares	316.388	574
Prime Listing Bonds	18.135.862	245
Standard Listing Shares	22.952	22
Open Market Shares	1.338.776	999
MTP Shares	2.136.499	231
<b>Total:</b>	<b>21.950.477</b>	<b>2.071</b>



Total Market Capitalization (Shares) EUR: 4.346.550.382

Index	Last	Index Market Cap EUR	% Of Total Market Cap	Trades	Turnover EUR	Monthly Change	YTD
BELEX15	827,16	2.438.116.766	56,09%	1.441	1.335.605	-1,59%	0,78%
BELEXLine	1662,63	2.567.258.914	59,06%	1.646	3.523.644	-4,40%	-2,86%



### Top 5 traded shares

Issuer	Ticker	Price RSD	Turnover EUR	% Change	Trades
Stari Tamiš a.d. , Pančevo	STTM	5.600,00	1.403.132	1,80%	17
Dunav osiguranje a.d. , Beograd	DNOS	1.292,00	946.042	-53,86%	815
Tehnohemija a.d. , Beograd	THHM	250,00	566.828	0,00%	40
NIS a.d., Novi Sad	NIIS	560,00	290.072	2,19%	343
Komercijalna banka a.d. , Beograd	KMBNPB	3.750,00	177.280	16,97%	76

Top 3 gainers in the month	Ticker	Price RSD	% Change	Turnover EUR
Komercijalna banka a.d. , Beograd	KMBNPB	3.750,00	16,97%	177.280
Aerodrom Nikola Tesla a.d. , Beograd	AERO	1.550,00	14,81%	20.569
Termika-Beograd a.d. , Beograd	TRBG	3.400,00	13,33%	289

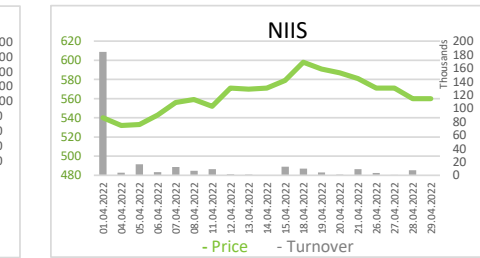
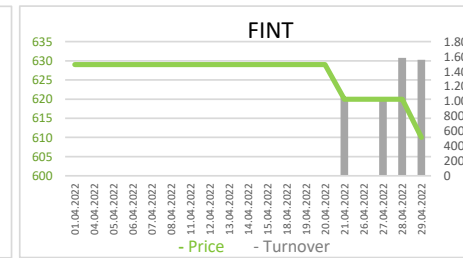
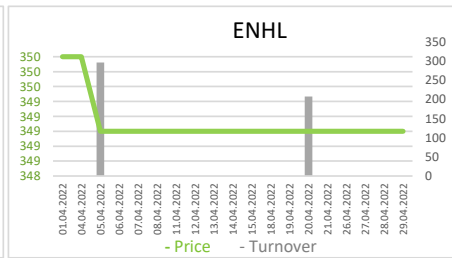
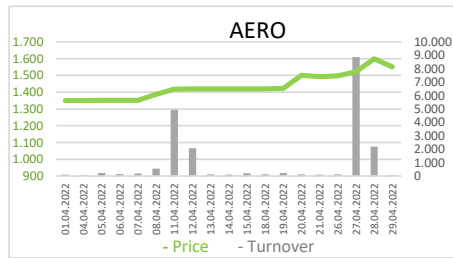
Top 3 decliners in the month	Ticker	Price RSD	% Change	Turnover EUR
Dunav osiguranje a.d. , Beograd	DNOS	1.292,00	-53,86%	946.042
Preduzeće za puteve Valjevo a.d. , Valjevo	PPVA	2.050,00	-31,67%	3.747
Elektrovezne proizvodnja a.d. , Beograd	ELVPR	140,00	-20,90%	172



# Shares - Official Listing Segments

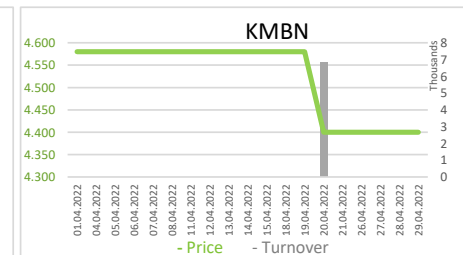
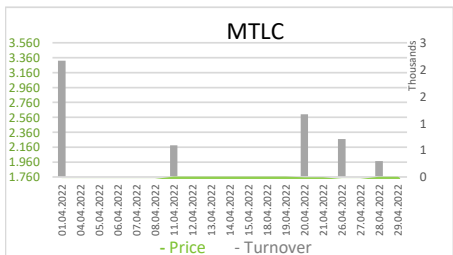
## Prime Listing Shares

Ticker	Issuer	Price RSD	Turnover EUR	Trades	1y price range	Issued shares	Monthly change	Market CAP	P/E	P/B
AERO	Aerodrom Nikola Tesla a.d. , Beograd	1.550,00	20.569	224	981 - 1600	35.026.129	14,81%	461.352.620	/	1,90
ENHL	Energoprojekt holding a.d. , Beograd	349,00	504	3	301 - 400	10.931.292	-0,29%	32.419.482	3,92	0,38
FINT	Fintel energija a.d. , Beograd	610,00	5.243	4	599 - 660	26.510.506	-3,02%	137.422.233	/	37,61
NIIS	NIS a.d., Novi Sad	560,00	290.072	343	482 - 640	163.060.400	2,19%	775.971.338	3,95	0,34



## Standard Listing Shares

Ticker	Issuer	Price RSD	Turnover EUR	Trades	1y price range	Issued shares	Monthly change	Market CAP	P/E	P/B
JESV	Jedinstvo a.d. , Sevojno	7.400,00	11.184	15	6970 - 9000	255.130	-1,33%	16.043.621	5,32	0,69
KMBN	Komercijalna banka a.d. , Beograd	4.400,00	6.842	1	3320 - 4963	16.817.956	-3,93%	628.832.586	20,75	1,00
MTLC	Metalac a.d. , Gornji Milanovac	1.730,00	4.925	6	1700 - 1940	2.040.000	0,58%	29.990.618	13,88	0,98





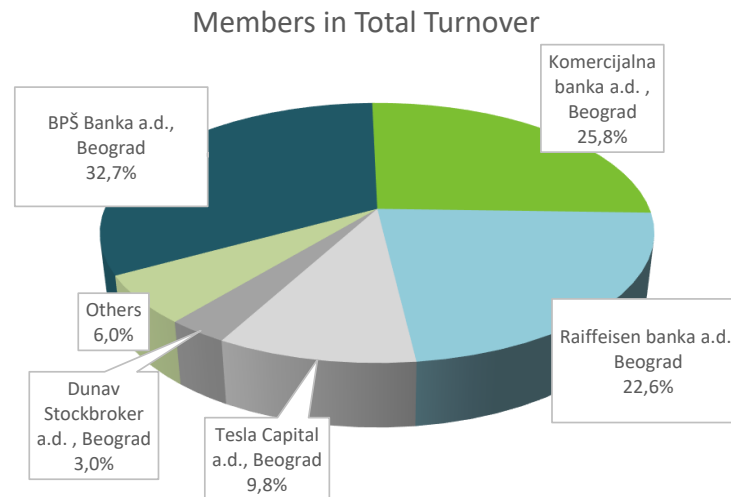
## Bonds - Official Listing Segments

Prime Listing Bonds - top 5 Turnover							
Ticker	Issuer	Price	Turnover EUR	Trades	1y price range	No. of bonds	Monthly change
RSO20190	Republika Srbija	100,9826	7.570.850	2	96,0433 - 104,0714	10.642.379	-1,12%
RSO19181	Republika Srbija	106,5000	3.997.535	2	100,1107 - 112,41	15.000.000	-5,26%
RSO20196	Republika Srbija	99,3809	3.195.412	2	99,3809 - 101,1535	5.420.237	-1,75%
RSO18171	Republika Srbija	102,3576	2.218.031	1	101,7032 - 106,9865	10.051.345	0,64%
RSO20191	Republika Srbija	107,5369	752.758	1	103,8362 - 121,024	150.000	0,11%

## Top Member Statistics

Trading in shares		
Member Name	Turnover EUR	% in Turnover
Tesla Capital a.d., Beograd	4.304.950	56,42%
Dunav Stockbroker a.d., B	1.331.533	17,45%
Komercijalna banka a.d., E	486.193	6,37%
M&V Investments a.d., Be	375.856	4,93%
Intercity broker a.d., Beog	253.568	3,32%

Member name	Trades	% in Trades
Dunav Stockbroker a.d., B	823	22,54%
Komercijalna banka a.d., E	646	17,69%
BPŠ Banka a.d., Beograd	546	14,95%
Tesla Capital a.d., Beograd	438	11,99%
Intercity broker a.d., Beog	245	6,71%



Trading in bonds		
Member Name	Turnover EUR	% in Turnover
BPŠ Banka a.d., Beograd	14.325.049	39,48%
Komercijalna banka a.d., Beograd	10.854.728	29,93%
Raiffeisen banka a.d., Beograd	9.908.924	27,33%
OTP banka Srbija a.d., Novi Sad	975.107	2,69%
M&V Investments a.d., Beograd	173.131	0,48%

Member name	Trades	% in Trades
OTP banka Srbija a.d., Novi Sad	131	26,73%
BPŠ Banka a.d., Beograd	129	26,33%
M&V Investments a.d., Beograd	129	26,33%
Komercijalna banka a.d., Beograd	72	14,69%
Mediolanum invest a.d., Beograd	14	2,86%