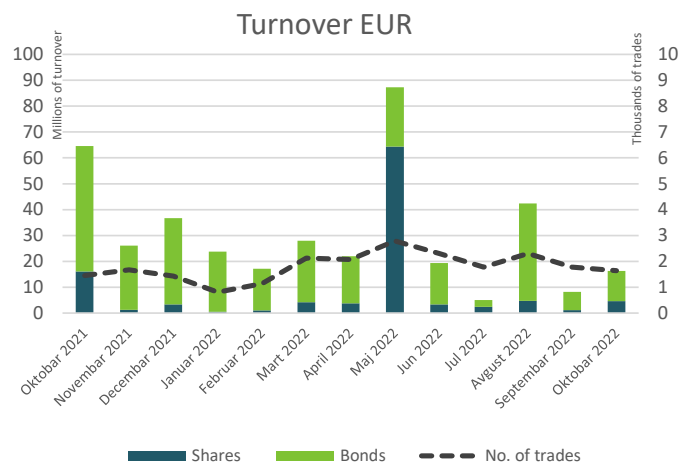


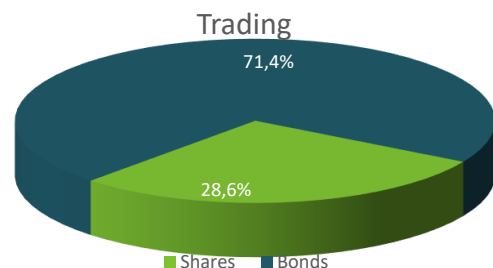


Belgrade Stock Exchange Monthly Report

October 2022

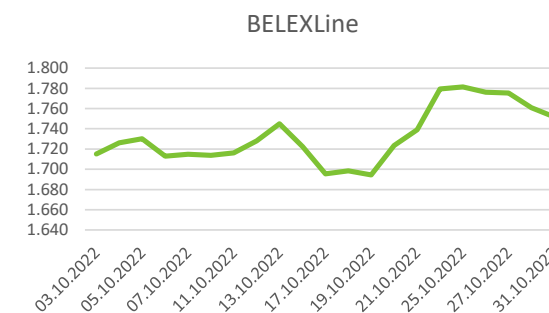
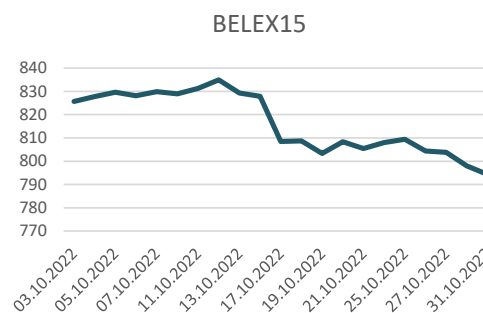


Segment	Total Turnover EUR	Trades
Prime Listing Shares	146.661	705
Prime Listing Bonds	11.602.047	109
Standard Listing Shares	35.183	20
Open Market Shares	718.929	502
MTP Shares	3.757.771	306
Total:	16.260.591	1.642



Total Market Capitalization (Shares) EUR: 3.356.211.470

Index	Last	Index Market Cap EUR	% Of Total Market Cap	Trades	Turnover EUR	Moithly Change	YTD
BELEX15	794,31	1.815.747.307	54,10%	1.196	640.287	-4,00%	-3,22%
BELEXLine	1751,59	1.916.967.005	57,12%	1.461	1.891.541	2,02%	2,34%



Top 5 traded shares

Issuer	Ticker	Price RSD	Turnover EUR	% Change	Trades
Goša montaža a.d. , Beograd	GMON	3.000,00	2.662.149	0,00%	2
Jugoprevoz Kruševac a.d. , Kruševac	JGPK	18.000,00	769.813	125,00%	136
Dunav osiguranje a.d. , Beograd	DNOS	1.106,00	391.268	-6,51%	432
VP Dunav a.d. , Bačka Palanka	VPDU	12.000,00	247.649	0,00%	13
PP Feketić a.d. , Sombor	PFKT	2.800,00	213.339	25,84%	92

Top 3 gainers in the month

Ticker	Price RSD	% Change	Turnover EUR	
Invest - Import a.d. , Beograd	INIM	9.600,00	174,29%	735
Jugoprevoz Kruševac a.d. , Kruševac	JGPK	18.000,00	125,00%	769.813
Alfa plam a.d. , Vranje	ALFA	29.813,00	30,00%	5.082

Top 3 decliners in the month

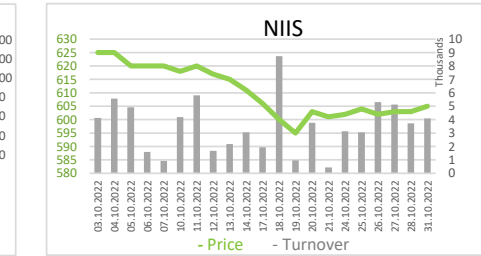
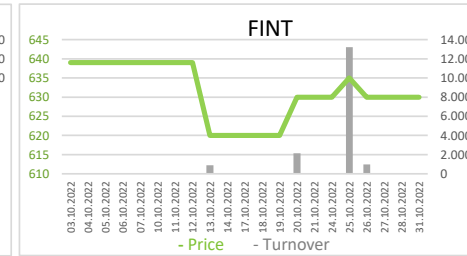
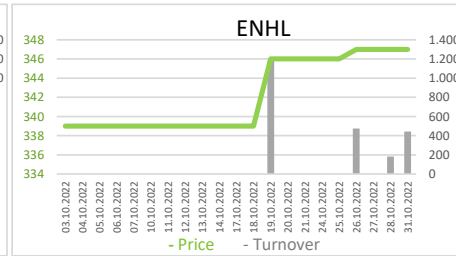
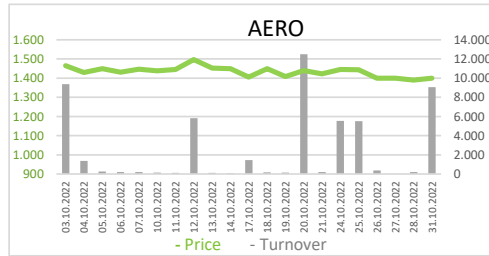
Ticker	Price RSD	% Change	Turnover EUR	
NBB Nekretnine a.d., Beograd	BNBR	237,00	-50,00%	362
Putevi a.d. , Užice	PUUE	205,00	-50,00%	437
Rapid a.d. , Beograd	RAPD	125,00	-50,00%	172



Shares - Official Listing Segments

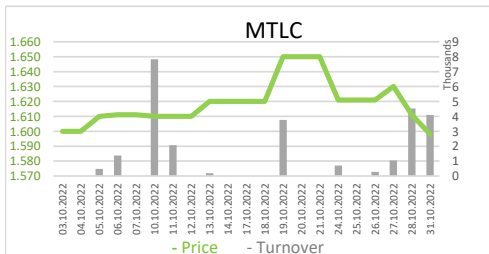
Prime Listing Shares

Ticker	Issuer	Price RSD	Turnover EUR	Trades	1y price range	Issued shares	Monthly change	Market CAP	P/E	P/B
AERO	Aerodrom Nikola Tesla a.d. , Beograd	1.400,00	52.898	312	1000 - 1600	35.026.129	-6,04%	418.012.806	/	1,71
ENHL	Energoprojekt holding a.d. , Beograd	347,00	2.280	12	260 - 350	10.931.292	2,36%	32.334.815	3,90	0,38
FINT	Fintel energija a.d. , Beograd	630,00	17.216	7	590 - 640	26.510.506	-1,41%	142.373.111	10.080,00	38,70
NIIS	NIS a.d., Novi Sad	605,00	74.267	374	482 - 640	163.060.400	-2,73%	840.956.024	4,26	0,36



Standard Listing Shares

Ticker	Issuer	Price RSD	Turnover EUR	Trades	1y price range	Issued shares	Monthly change	Market CAP	P/E	P/B
JESV	Jedinstvo a.d. , Sevojno	7.600,00	8.876	2	7200 - 8800	255.130	0,00%	16.528.922	5,46	0,71
MTLC	Metalac a.d. , Gornji Milanovac	1.598,00	26.307	18	1580 - 1870	2.040.000	-0,13%	27.789.220	12,82	0,90





Bonds - Official Listing Segments

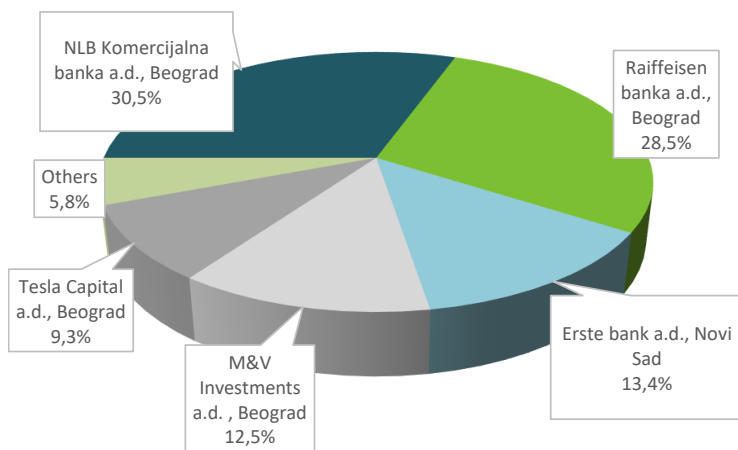
Prime Listing Bonds -Top 5 Turnover							
Ticker	Issuer	Price	Turnover EUR	Trades	1y price range	No. of bonds	Monthly change
RSO20190	Republika Srbija	92,9395	5.743.192	1	91,2316 - 103,7139	10.642.379	0,22%
RSO19181	Republika Srbija	97,6398	3.520.321	1	96,3421 - 112,41	15.000.000	-3,03%
RSO1471	Republika Srbija	107,7734	2.155.468	1	107,7734 - 113,1907	125.000	-4,79%
RSRES05A2024	Republika Srbija	90,0110	25.089	27	90 - 92,1	356.479.330	-2,23%
RSRES05A2025	Republika Srbija	85,0110	23.257	13	85 - 89,2	349.877.853	-2,29%

Top Member Statistics

Trading in shares		
Member Name	Turnover EUR	% in Turnover
M&V Investments a.d. , Beogra	3.829.106	41,10%
Tesla Capital a.d., Beograd	3.040.249	32,63%
NLB Komercijalna banka a.d., B	613.909	6,59%
Ilirika investments a.d. , Beogra	401.570	4,31%
OTP banka Srbija a.d. , Novi Sad	354.453	3,80%

Member name	Trades	% in Trades
Tesla Capital a.d., Beograd	694	22,64%
BPŠ Banka a.d., Beograd	616	20,09%
NLB Komercijalna banka a.d., B	470	15,33%
Dunav Stockbroker a.d. , Beogr	359	11,71%
Intercity broker a.d. , Beograd	187	6,10%

Members in Total Turnover



Trading in bonds		
Member Name	Turnover EUR	% in Turnover
NLB Komercijalna banka a.d., Beograd	9.315.555	40,15%
Raiffeisen banka a.d., Beograd	9.263.513	39,92%
Erste bank a.d., Novi Sad	4.310.936	18,58%
M&V Investments a.d. , Beograd	227.252	0,98%
Momentum Securities a.d. , Novi Sad	48.199	0,21%

Member name	Trades	% in Trades
M&V Investments a.d. , Beograd	144	66,06%
BPŠ Banka a.d., Beograd	14	6,42%
Momentum Securities a.d. , Novi Sad	13	5,96%
NLB Komercijalna banka a.d., Beograd	12	5,50%
OTP banka Srbija a.d. , Novi Sad	12	5,50%