



Under Article 53 of the Law on Capital Market ("Official Gazette of the Republic of Serbia", No. 31/2011, 112/2015, 108/2016, 9/2020, and 153/2020), and under the Rulebook on the content, form, and manner of publishing annual, semi-annual and quarterly reports of public companies ("Official Gazette of the Republic of Serbia", No. 14/2012, 5/2015, 24/2017, and 14/2020), Joint Stock Company Belgrade Nikola Tesla Airport publishes:

# **The quarterly report for the third quarter for the year 2022**



## **Contents of the report**

### **1. Financial statements as of the 30<sup>th</sup> September 2022:**

- Income statement for the period January -September 2022;
- Balance sheet as of 30<sup>th</sup> September 2022;
- Report on other results for the period January -September 2022;
- Report on changes in equity for the period January -September 2022;
- Report on cash flows for the period January -September 2022;
- Notes to the financial statements as of 30<sup>th</sup> September 2022.

### **2. Business report for the period January- September 2022**

### **3. Statement of the persons responsible for compiling the report**

### **4. Decision on approval of the Financial Statements as of 30<sup>th</sup> September 2022**

### **5. Decision on approval of the Business report for the period January- September 2022**

**JSC AIRPORT NIKOLA TESLA  
BELGRADE**

**FINANCIAL REPORTS**

**30<sup>th</sup> September 2022**

- 1. INCOME STATEMENT for period January- September 2022**
- 2. BALANCE SHEET as of 30<sup>th</sup> September 2022**
- 3. REPORT ON OTHER RESULT for period January- September 2022**
- 4. REPORT ON CHANGES IN EQUITY for the period January- September 2022**
- 5. REPORT ON CASH FLOWS for the period January- September 2022**
- 6. NOTES TO THE FINANCIAL STATEMENTS as of 30<sup>th</sup> September 2022**

**November 2022**

**PROFIT AND LOSS STATEMENT**  
for period 1<sup>st</sup> January to 30<sup>th</sup> September 2022

**PROFIT AND LOSS STATEMENT**  
For period 1<sup>st</sup> January to 30<sup>th</sup> September, 2022



- in thousand dinars -

Group of accounts, account	ITEM	Automatic data processing	Note	Amount	
				Current year	Last year
1	2	3	4	5	6
	<b>A. OPERATING REVENUES (1002 + 1005+ 1008+1009-1010+1011+1012)</b>				
60	I. REVENUE FROM THE SALE OF GOODS(1003 + 1004)	1001		526,111	433,696
600, 602 and 604	1. Revenues from the sale on the domestic market	1002			
601, 603 and 605	2. Revenues from the sale on the foreign market	1003			
61	II. REVENUE FROM SALE OF PRODUCTS AND SERVICES (1006+1007)	1004			
610, 612 and 614	1. Revenues from sales of products and services on the domestic market	1005			
611, 613 and 615	2. Revenues from the sale of products and services on the foreign market	1006			
62	III. REVENUE FROM ACTIVATION OF GOODS AND EFFECTS	1007			
630	IV. INCREASE IN THE VALUE OF STOCK OF UNFINISHED AND FINISHED PRODUCTS	1008			
631	V. DECREASE IN THE VALUE OF STOCK OF UNFINISHED AND FINISHED PRODUCTS	1009			
64 and 65	VI. OTHER OPERATING REVENUES	1010			
68, except 683, 685 and 686	VII. REVENUES FROM VALUE ADJUSTMENT OF ASSETS (OTHER THAN FINANCIAL)	1011	4	526,111	433,696
	<b>B. BUSINESS EXPENSES (1014+1015+1016+1020+1021+1022+1023+1024)</b>	1012		650,232	684,518
50	I. PURCHASE VALUE OF GOODS SOLD	1013			
51	II. COST OF MATERIAL, FUEL AND ENERGY	1014			
52	III. COST OF WAGES, SALARIES AND OTHER PERSONAL EXPENSES (1017+1018+1019)	1015	5	1,227	1,325
520	1. Cost of wages and salaries	1016	6	119,084	112,439
521	2. Cost of taxes and contributions for wages and salaries	1017	6	86,184	82,696
52 except 520 and 521	3. Other personal expenses	1018	6	13,885	13,659
540	IV. DEPRECIATION COSTS	1019	6	19,015	16,084
58, except 583, 585 and 586	V. COSTS FROM VALUE ADJUSTMENT OF ASSETS (OTHER THAN FINANCIAL)	1020	8	440,630	452,123
53	VI. COST OF PRODUCTION SERVICES	1021			
54 except 540	VII. COST OF PROVISIONS	1022	7	8,072	29,558
55	VIII. INTANGIBLE COSTS	1023	9	3,200	8,000
	<b>C. BUSINESS PROFIT (1001-1013) ≥ 0</b>	1024	10	78,019	81,073
	<b>D. OPERATING LOSS (1013 - 1001) ≥ 0</b>	1025			
	<b>E. FINANCIAL REVENUES (1028+1029+1030+1031)</b>	1026		124,121	250,822
660 and 661	I. FINANCIAL REVENUES FROM PARENT COMPANIES, SUBSIDIARIES AND OTHER AFFILIATED COMPANIES	1027	11	44,814	24,019
662	II. INTEREST REVENUES	1028			
663 and 664	III. POSITIVE FOREIGN EXCHANGE RATE DIFFERENCES AND POSITIVE EFFECT OF CURRENCY CLAUSE	1029	11	3,395	3,884
665 and 669	IV. OTHER FINANCIAL REVENUES	1030	11	41,419	20,135
	<b>F. FINANCIAL EXPENSES (1033+1034+1035+1036)</b>	1031			
560 and 561	I. FINANCIAL EXPENSES FROM PARENT, SUBSIDIARIES AND OTHER AFFILIATED COMPANIES	1032	12	2,928	4,804
562	II. INTEREST EXPENSES	1033			
563 and 564	III. NEGATIVE FOREIGN EXCHANGE RATE DIFFERENCES AND NEGATIVE EFFECT OF CURRENCY CLAUSE	1034	12	5	10
566 and 569	IV. OTHER FINANCIAL EXPENSES	1035	12	2,488	4,794
	<b>G. PROFIT FROM FINANCING (1027-1032) ≥ 0</b>	1036		435	
	<b>H. LOSS FROM FINANCING (1032- 1027) ≥ 0</b>	1037		41,886	19,215
		1038			

**PROFIT AND LOSS STATEMENT (continued)**  
for period 1<sup>st</sup> January to 30<sup>th</sup> September 2022

**PROFIT AND LOSS STATEMENT**  
For period 1<sup>st</sup> January to 30<sup>th</sup> September, 2022



- in thousand dinars -

Group of accounts, account	ITEM	Automatic data processing	Note	Amount	
				Current year	Last year
1	2	3	4	5	6
683,685 and 686	I. REVENUES FORM VALUE ADJUSTMENT OF FINANCIAL ASSETS AT FAIR VALUES IN THE PROFIT AND LOSS STATEMENT	1039	13		
583,585 и 586	J. EXPENSES FORM VALUE ADJUSTMENT OF FINANCIAL ASSETS AT FAIR VALUES IN THE PROFIT AND LOSS STATEMENT	1040	14		
67	K. OTHER REVENUES	1041	15	131,117	101,994
57	L. OTHER EXPENSES	1042	16	4,916	9,413
	M. TOTAL REVENUES (1001+1027+1039+1041)	1043		702,042	559,709
	N. TOTAL EXPENSES (1013+1032+1040+1042)	1044		658,076	698,735
	O. REGULAR OPERATING PROFIT BEFORE TAXATION (1043-1044)≥ 0	1045		43,996	
	P. REGULAR OPERATING LOSS BEFORE TAXATION (1044-1043)≥ 0	1046			139,026
69-59	Q. NET OPERATING PROFIT THAT IS WITHHELD, THE EFFECT OF THE CHANGE IN ACCOUNTING POLICY AND CORRECTION OF MISTAKES FROM PREVIOUS PERIODS	1047	17	465	2,348
59-69	R. NET OPERATING LOSS THAT IS WITHHELD, THE EFFECT OF THE CHANGE IN ACCOUNTING POLICY AND CORRECTION OF MISTAKES FROM PREVIOUS PERIODS	1048			
	S. PROFIT BEFORE TAXATION (1045-1046+1047-1048)≥ 0	1049		44,431	
	T. LOSS BEFORE TAXATION (1046-1045+1048-1047)≥ 0	1050	18		136,678
	U. PROFIT TAX				
721	I. TAX EXPENSES OF PERIOD	1051	19		
772, debit balance	II. DEFERRED TAX EXPENSES OF PERIOD	1052	19		
772, credit balance	III. DEFERRED TAX REVENUES OF PERIOD	1053			1,260
723	V. PAID SALARIES OF THE EMPLOYER	1054			
	W. NET PROFIT (1049-1050-1051-1052+1053-1054)≥ 0	1055		44,431	
	Y. NET LOSS (1050-1049+1051+1052-1053+1054) ≥ 0	1056			135,418
	I.NET PROFIT BELONGING TO MINOR STAKEHOLDERS	1057			
	II.NET PROFIT BELONGING TO MAJOR STAKEHOLDERS	1058			
	III.NET LOSS BELONGING TO MINOR STAKEHOLDERS	1059			
	IV.NET LOSS BELONGING TO MAJOR STAKEHOLDERS	1060			
	V. EARNINGS PER SHARE				
	1. Basic earnings per share	1061	20	1.27	(3.87)
	2. Decreased (diluted) earnings per share	1062			

**BALANCE SHEET**  
As on 30<sup>th</sup> September 2022

**BALANCE SHEET**

On 30<sup>th</sup> September 2022



- in thousand dinars -

Group of accounts, account	ITEM	Automatic data processing	Note no	Amount		
				Current year 30/09/22	Previous year	
					Closing balance 31/12/21	Opening balance 01/01/21
1	2	3	4	5	6	7
	<b>ASSETS</b>					
00	<b>A. SUBSCRIBED AND UNPAID CAPITAL</b>	0001				
	<b>B. FIXED ASSETS</b> (0003 + 0009 + 0017 + 0018 + 0028)	0002		30,341,675	29,914,822	
01	<b>I. INTANGIBLE ASSETS</b> (0004 + 0005 + 0006 + 0007 + 0008)	0003	21	12,553	20,455	
010	1. Investment in development	0004				
011,012 and 014	2. Concessions, patents, licenses, trademarks and service marks, software and other rights	0005	21	12,553	19,475	
013	3. Goodwill	0006				
015 and 016	4. Leased intangible assets and intangible assets in preparation process	0007	21	0	980	
017	5. Advance payments for intangible assets	0008				
02	<b>II. PROPERTY, PLANTS AND EQUIPMENT</b> (0010 + 0011 + 0012 + 0013 + 0014 + 0015 + 0016)	0009	22	28,294,644	27,811,938	
020, 021 and 022	1. Land and constructions	0010	22	24,993,828	24,320,605	
023	2. Plants and equipment	0011	22	3,097,505	3,293,453	
024	3. Investment property	0012				
025 and 027	4. Leased property, plants and equipment and property, plants and equipment in preparation process	0013	22	263,311	197,880	
028 and 028	5. Other property, plants and equipment and Investments in other people's property, plants and equipment	0014				
029 (part)	6. Advance payments for property, plants and equipment in the country	0015				
029 (part)	7. Advance payments for property, plants and equipment abroad	0016				
03	<b>III. BIOLOGICAL ASSETS</b>	0017				
04 and 05	<b>IV. LONG-TERM FINANCIAL INVESTMENTS AND RECEIVABLES</b> (0019+0020+0021+0022+0023+0024+0025+0026+0027)	0018	23	655,976	655,412	
040 (part), 041 (part) and 042 (part)	1. Stake in the capital of companies (except stake measured in share)	0019	23a	-	-	
040 (part), 041 (part) and 042 (part)	2. Stake in the capital measured in share	0020				
043, 050 (part) and 051 (part)	3. Long-term investments in parent companies, subsidiaries and affiliated companies on domestic market	0021				
044, 050 (part) and 051 (part)	4. Long-term investments in parent companies, subsidiaries and affiliated companies in foreign markets	0022				
045 and 053 (part)	5. Long-term placements (credits and loans) in the country	0023	23b	139,135	137,407	
045 and 053 (part)	6. Long-term placements (credits and loans) in the foreign markets	0024				
046	7. Long-term financial investments (securities valued at depreciated cost)	0025				
047	8. Repurchased own shares and repurchased own stakes	0026				
048, 052, 054, 055	9. Other long-term financial investments and other long term financial receivables	0027	23b	516,841	518,005	
28 (part), except 288	<b>V. LONG-TERM ACTIVE ACCURALS</b>	0028	33	1,378,502	1,427,017	
288	<b>C. DEFERRED TAX ASSETS</b>	0029				

**BALANCE SHEET (continued)**  
**As on 30<sup>th</sup> September 2022**

**BALANCE SHEET**

**On 30<sup>th</sup> September 2022**



- in thousand dinars -

Group of accounts, account	ITEM	Automatic data processing	Note no	Amount		
				Current year 30/09/22	Previous year	
					Closing balance 31/12/21	Opening balance 01/01/21
1	2	3	4	5	6	7
	<b>D. CURRENT ASSETS (0031+0037+0038+0044+0048+0057+0058)</b>	0030		2,645,868	2,358,876	
Class 1, except account group 14	I. STOCK (0032+0033+0034+0035+0036)	0031		4,813	1,717	
10	1. Material, spare parts, tools and small inventory	0032				
11 and 12	2. Unfinished production and finished products	0033				
13	3. Goods	0034				
150, 152 and 154	4. Advance payments for supplies and services in the country	0035	24	4,813	1,717	
151, 153 and 155	5. Advance payments for supplies and services abroad	0036				
14	II. FIXED ASSETS INTENDED FOR SALE AND CLOSURE OF BUSINESS	0037				
20	III. RECEIVABLES FOR SALE (0039+0040+0041+0042+0043)	0038		5,993	8,679	
204	1. Receivables from domestic buyers	0039	25	5,564	5,751	
205	2. Receivables from foreign buyers	0040	25	429	2,928	
200 and 202	3. Receivables from parent companies, subsidiaries and other affiliated companies in the country	0041				
201 and 203	4. Receivables from parent companies, subsidiaries and other affiliated companies from abroad	0042				
206	5. Other receivables from sales	0043				
21, 22 and 27	IV. OTHER SHORT-TERM RECEIVABLES (0045+0046+0047)	0044		1,708,166	1,689,218	
21, 22 except 223 and 224, 27	1. Other receivables	0045	28	134,794	116,276	
223	2. Receivables for more income tax paid	0046	27	1,572,245	1,572,245	
224	3. Receivables for more contributions paid	0047	28	1,127	697	
23	V. SHORT-TERM FINANCIAL INVESTMENTS (0049+0050+0051+0052+0053+0054+0055+0056)	0048		41,839	46,384	
230	1. Short-term loans and credits - parent and affiliated companies	0049				
231	2. Short-term loans and credits - other affiliated companies	0050				
232, 234 (part)	3. Short-term loans and credits in the country	0051	29	8,647	13,192	
233, 234 (part)	4. Short-term loans and credits abroad	0052				
235	5. Securities valued at depreciated cost	0053				
236 (part)	6. Financial assets values at fair value in balance sheet	0054				
237	7. Repurchased own shares and repurchased own stakes	0055	31	33,192	33,192	
236 (part), except 288	8. Other short-term investments	0056	30			
24	VI. CASH EQUIVALENTS AND CASH	0057	32	718,799	612,130	
28 (part) except 288	VII SHORT-TERM ACTIVE ACCURALS	0058	33	166,458	748	
	<b>E. TOTAL ASSETS = OPERATING ASSETS (0001 + 0002 + 0029 +0030)</b>	0059		32,987,543	32,273,698	
88	F. OFF-BALANCE SHEET ASSETS	0060	44	4,612,738	4,731,421	

**BALANCE SHEET (continued)**  
As on 30<sup>th</sup> September 2022

**BALANCE SHEET**

On 30<sup>th</sup> September 2022



- in thousand dinars -

Group of accounts, account	ITEM	Automatic data processing	Note no	Amount		
				Current year 30/09/22	Previous year	
					Closing balance 31/12/21	Opening balance 01/01/21
1	2	3	4	5	6	7
	<b>LIABILITIES</b>					
	<b>A. CAPITAL</b> (0402 + 0403 + 0404+0405+0406-0407+0408+0411-0412)≥0	0401	34	28,664,579	28,617,467	
30 except 308	I. SHARE CAPITAL	0402	34a	21,015,877	21,015,877	
31	II. SUBSCRIBED AND UNPAID CAPITAL	0403				
308	III. ISSUE PREMIUM	0404	34b	306,856	306,856	
32	IV. RESERVES	0405	34c	5,080,960	5,370,897	
330 and credit balance of the account 331, 332, 333, 334, 335, 336 and 337	VI. POSITIVE REVALUATION RESERVES AND UNREALIZED INCOME BASED ON FINANCIAL ASSETS AND OTHER COMPONENTS OF OTHER COMPREHENSIVE RESULT	0406	34d	2,198,771	2,213,972	
debit balance of the account 331, 332, 333, 334, 335, 336 and 337	VII. UNREALIZED LOSSES ON SECURITIES AND OTHER COMPONENTS OF OTHER COMPREHENSIVE RESULT	0407				
34	VIII. RETAINED EARNINGS (0418 + 0419)	0408	34e	62,315	79	
340	1. Retained earnings from previous years	0409	34e	17,884	79	
341	2. Retained earnings for the current year	0410		44,431		
	VIII. MINORITY STAKE	0411				
35	IX. LOSS (0422 + 0423)	0412	34e		290,014	
350	1. Loss from the previous years	0413				
351	2. Loss from the current year	0414	34e		290,014	
	<b>B. LONG-TERM PROVISIONS AND LIABILITIES</b> (0416+0420+0428)	0415		3,429,493	2,666,109	
40	I. LONG-TERM PROVISIONS (0417+0418+0419)	0416	35	96,661	128,330	
404	1. Provisions for compensation and other employee benefits	0417	35	7,843	8,924	
400	2. Provisions for costs within the warranty period	0418				
40, except 400 and 404	2. Other long term provisions	0419	35	88,818	117,406	
41	II. LONG-TERM LIABILITIES (0421+0422+0423+0424+0425+0426+0427)	0420		34,042	30,819	
410	1. Liabilities that can be converted into equity	0421				
411 (part) and 412 (part)	2. Long-term credits and other long-term liabilities to parent companies, subsidiaries and other affiliated companies in the country	0422				
411 (part) and 412 (part)	3. Long-term credits and other long-term liabilities to parent companies, subsidiaries and other affiliated companies abroad	0423				
414 and 416 (part)	4. Long-term loans, credits and liabilities based on leasing in the country	0424	38	34,042	30,819	
415 and 416 (part)	5. Long-term loans, credits and liabilities based on leasing abroad	0425				
413	6. Liabilities for emission of securities	0426				
419	7. Other long-term liabilities	0427				
49 (part), except 498 and 495 (part)	III. LONG-TERM PASSIVE ACCRUALS	0428	42	3,298,790	2,508,980	
498	C. DEFERRED TAX LIABILITIES	0429	43	767,235	769,917	
495 (PART)	D. LONG-TERM DEFERRED REVENUES AND RECEIVED DONATIONS	0430				



**BALANCE SHEET (continued)**  
**As on 30<sup>th</sup> September 2022**

**BALANCE SHEET**



On 30<sup>th</sup> September 2022

- in thousand dinars -

Group of accounts, account	ITEM	Automatic data processing	Note no	Amount		
				Current year 30/09/22	Previous year	
					Closing balance 31/12/21	Opening balance 01/01/21
1	2	3	4	5	6	7
	<b>E. SHORT-TERM PROVISIONS AND LIABILITIES (0432+0433+0441+0442+0449+0453+0454)</b>	0431		126,236	220,205	
467	<b>I. SHORT-TERM PROVISIONS</b>	0432				
42, EXCEPT 427	<b>II. SHORT-TERM FINANCIAL LIABILITIES (0434+0435+0436+0437+0438+0439+0440)</b>	0433		5,867	24,606	
420 (part) and 421 (part)	1. Liabilities for loans from parent companies, subsidiaries and other affiliated companies in the country	0434				
420 (part) and 421 (part)	2. Liabilities for loans from parent companies, subsidiaries and other affiliated companies abroad	0435				
422 (part), 424 (part), 425 (part), and 429 (part)	3. Liabilities for credits and loans from entities other than domestic banks	0436	37	5,867	24,606	
422 (part), 424 (part), 425 (part), and 429 (part)	4. Liabilities for credits from domestic banks	0437				
423 (part), 424 (part), 425 (part), and 429 (part)	5. Credits, loans, liabilities from abroad	0438				
428	6. Liabilities for short-term securities	0439				
428	7. Liabilities for financial derivatives	0440				
430	<b>III. RECEIVED ADVANCE PAYMENTS, DEPOSITS AND BAILS</b>	0441	38	41,483	44,302	
43 except 430	<b>IV. OPERATING LIABILITIES (0443+0444+0445+0446+0447+0448)</b>	0442	39	21,573	14,615	
431 and 433	1. Liabilities towards suppliers- parent companies, subsidiaries and other affiliated companies in the country	0443				
432 and 434	2. Liabilities towards suppliers- parent companies, subsidiaries and other affiliated companies abroad	0444				
435	3. Liabilities towards suppliers in the country	0445	39	21,190	14,178	
436	4. Liabilities towards suppliers abroad	0446	39	253	253	
439 (part)	5. Liabilities for bonds	0447				
439 (part)	6. Other liabilities for business activities	0448	39	130	184	
44, 45 and 46 except 467, 47 and 48	<b>V. OTHER SHORT - TERM LIABILITIES (0450+0451+0452)</b>	0449		15,876	15,980	
44,45 and 46 except 467	1. Other short-term liabilities	0450	40	15,361	15,368	
47, 48 except 481	2. Liabilities related to value added tax and other public revenues	0451	41	515	612	
481	3. Liabilities for income tax	0452				
427	<b>VI. LIABILITIES FOR ASSETS INTENDED FOR SALE AND CLOSURE OF BUSINESS</b>	0453				
49 (part) except 498	<b>VII. SHORT-TERM DEFERRALS</b>	0454	42	41,837	120,702	
	<b>F. LOSS HIGHER THAN CAPITAL VALUE (0415+0429+0430-0431-0059) ≥ 0 = (0407+0412-0402-0403-0404-0405-0406-0408-0411) ≥ 0</b>	0455				
	<b>G. TOTAL LIABILITIES (0401+0415+0429+0430+0431-0455) ≥ 0</b>	0456		32,987,543	32,273,698	
89	<b>H. OFF-BALANCE SHEET LIABILITIES</b>	0457	44	4,312,738	4,731,421	

**STATEMENT ON OTHER COMPREHENSIVE RESULT**  
**For period 1<sup>st</sup> January to 30<sup>th</sup> September 2022**



- in thousand dinars -

Group of accounts, account	ITEM	Automatic data processing	Note	Amount	
				Current year	Previous year
1	2	3	4	5	6
	<b>A. NET RESULTS FOROM BUSINESS ACTIVITIES</b>				
	I. NET PROFIT (ADP 1055)	2001		44,431	
	II. NET LOSS (ADP 1056)	2002	34e		135,418
	<b>B. OTHER COMPREHENSIVE PROFIT OR LOSS</b>				
	<b>a) Items that will not be reclassified to the profit and loss statement in future periods</b>				
330	1. Changes in revaluation of intangible assets, property, plant and equipment				
	a) increase in revaluation reserves	2003			
	b) decrease in revaluation reserves	2004		15,201	
331	2. Actuarial profits or losses on defined benefit plans				
	a) profits	2005			
	b) losses	2006			
333	3. Profits or losses based on share in other comprehensive profit or loss of affiliated companies				
	a) profits	2007			
	b) losses	2008			
	<b>b) Items that may subsequently be reclassified to the profit and loss statement in future periods</b>				
332	1. Profits or losses on investments in equity instruments				
	a) profits	2009			
	b) losses	2010			
334	2. Profits or losses based on the translation of financial statements of foreign operations				
	a) profits	2011			
	b) losses	2012			
335	3. Profits or losses from hedging instruments of net investments in foreign operations				
	a) profits	2013			
	b) losses	2014			
336	4. Profits or losses on cash flow hedging instruments				
	a) profits	2015			
	b) losses	2016			
337	5. Profits or losses on available-for-sale securities shown at fair value in total comprehensive income				
	a) profits	2017			
	b) losses	2018			
	I. OTHER COMPREHENISVE GROSS PROFIT (2003 + 2005 + 2007 + 2009 + 2011 + 2013 + 2015 + 2017) - (2004 + 2006 + 2008 + 2010 + 2012 + 2014 + 2016 + 2018) ≥ 0	2019			
	II. OTHER COMPREHENISVE GROSS LOSS (2004 + 2006 + 2008 + 2010 + 2012 + 2014 + 2016 + 2018) - (2003 + 2005 + 2007 + 2009 + 2011 + 2013 + 2015 + 2017) ≥ 0	2020		15,201	
	III. DEFERRED TAX EXPENSE ON OTHER COMPREHENISVE GROSS PROFIT OR LOSS	2021			
	IV. DEFERRED TAX REVENUE ON OTHER COMPREHENISVE GROSS PROFIT OR LOSS	2022			
	V. OTHER COMPREHENISVE NET PROFIT (2019 - 2020 - 2021+2022) ≥ 0	2023			
	VI. OTHER COMPREHENISVE NET LOSS (2020 - 2019 + 2021- 2022) ≥ 0	2024		15,201	
	<b>C TOTAL COMPREHENSIVE RESULT OF THE PERIOD</b>				
	I. TOTAL COMPREHENISVE NET PROFIT (2001 - 2002 + 2023 - 2024) ≥ 0	2025		29,230	
	II. TOTAL COMPREHENISVE NET LOSS (2002 - 2001 + 2024 - 2023) ≥ 0	2026			135,418
	<b>D. TOTAL COMPREHENSIVE NET PROFIT OR LOSS (2028 + 2029) = ADP 2025 ≥ 0 or ADP 2026 &gt; 0</b>	2027			
	1. Attributable to majority stakeholder	2028			
	2. Attributable to minority stakeholder	2029			

**STATEMENT ON THE CHANGES IN EQUITY**  
for the period 1<sup>st</sup> January to 30<sup>th</sup> September 2022

Statement on changes in equity

**STATEMENT ON CHANGES IN EQUITY**  
For period 1<sup>st</sup> January to 30<sup>th</sup> September 2022



Position	Description	ADP	ADP	ADP	ADP	ADP	ADP	ADP	ADP	ADP	ADP	ADP	ADP	ADP	ADP	ADP
		Basic equity (group 30 without 306 and 309)	Other basic equity (account 309)	Unpaid subscribed capital (group 31)	Issues premium and reserves (account 308 and group 32)	Revelation reserves and retained profit and loss (group 33)	Retained profit (group 34)	Loss (group 35)	Stakeholder without control	Total (corresponding pos. ADP 0401) (qty. 2+3+4+5+6+7+8+9) ≥ 0	Loss higher than equity (corresponding pos. ADP 0455) (qty. 2+3+4+5+6+7+8+9) < 0					
	1	2	3	4	5	6	7	8	9	10	11					
1	Initial balance on 1st January 2021	4001	4010	4019	4028	4037	4046	4055	4064	4073	4082					
2	Effects of retroactive adjustment of materially significant errors and changes in accounting policies	4002	4011	4020	4029	4038	4047	4056	4065	4074	4083					
3	Corrected initial balance on 1 <sup>st</sup> January 2021 (S.N. 1+2)	4003	4012	4021	4030	4039	4048	4057	4066	4075	4084					
4	Net changes in the year 2020	4004	4013	4022	4031	4040	4049	4058	4067	4076	4085					
5	Balance on the 31 <sup>st</sup> December 2021 (S.N. 3+4)	4005	4014	4023	4032	4041	4050	4059	4068	4077	4086					
6	Effects of retroactive adjustment of materially significant errors and changes in accounting policies	4006	4015	4024	4033	4042	4051	4060	4069	4078	4087					
7	Corrected initial balance on 1 <sup>st</sup> January 2022 (S.N. 5+6)	4007	4016	4025	4034	4043	4052	4061	4070	4079	4088					
8	Net changes in the year 2021	4008	4017	4026	4035	4044	4053	4062	4071	4080	4089					
9	Balance on the 30 <sup>th</sup> September 2022 (S.N. 7+8)	4009	4018	4027	4036	4045	4054	4063	4072	4081	4090					

## CASH FLOW STATEMENT

for the period 1<sup>st</sup> January to 30<sup>th</sup> September 2022

## CASH FLOW STATEMENT For period 1<sup>st</sup> January to 30<sup>th</sup> September 2022



- in thousand dinars -

ITEM	ADP	Amount	
		Current year	Previous year
1	2	3	4
<b>A. CASH FLOW FROM OPERATING ACTIVITIES</b>			
<b>I. Cash inflow from operating activities (1 to 4)</b>	3001	<b>428,850</b>	<b>60,218</b>
1. Proceeds from sales and advances in the country	3002	419,814	54,384
2. Proceeds from sales and advances from abroad	3003		
3. Interest received from business activities	3004		
4. Other inflows from ordinary activities	3005	9,036	5,834
<b>II. Cash outflows from operating activities (1 to 8)</b>	3006	<b>286,431</b>	<b>155,116</b>
1. Payments to suppliers and given advances in the country	3007	98,993	43,229
2. Payments to suppliers and given advances abroad	3008		
3. Wages, salaries and other employee benefits	3009	122,037	66,370
4. Payment of interest in the country	3010		
5. Payment of interest abroad	3011		
6. Tax on profit	3012		
7. Outflows based on other public revenues	3013	65,401	45,517
8. Other outflows from business activities	3014		
<b>III. Net cash inflow from operating activities (I-II)</b>	3015	<b>142,419</b>	
<b>IV. Net cash outflow from operating activities (II-I)</b>	3016		<b>94,898</b>
<b>B. CASH FLOW FROM INVESTING ACTIVITIES</b>			
<b>I. Cash inflows from investing activities (1 to 5)</b>	3017	<b>3,108</b>	<b>2,267</b>
1. Proceeds from sale of shares and stakes	3018		
2. Proceeds from sale of intangible assets, property, plants, equipment and biological assets	3019		
3. Other financial investments	3020		
4. Proceeds from interest received from investing activities	3021	3,108	2,267
5. Proceeds from dividends	3022		
<b>II. Cash outflows from investing activities (1 to 3)</b>	3023	<b>79,416</b>	<b>48,096</b>
1. Purchase of shares and stakes	3024		
2. Purchase of intangible assets, property, plants, equipment and biological assets	3025	79,416	48,096
3. Other financial investments	3026		
<b>III. Net cash inflow from investing activities (I-II)</b>	3027		
<b>IV. Net cash outflow from investing activities (II-I)</b>	3028	<b>76,308</b>	<b>45,829</b>
<b>C. CASH FLOWS FROM FINANCING ACTIVITIES</b>			
<b>I. Cash inflows from financing activities (1 to 7)</b>	3029		
1. Increase in share capital	3030		
2. Long-term loans in the country	3031		
3. Long-term loans abroad	3032		
4. Short-term loans in the country	3033		
5. Short-term loans abroad	3034		
6. Other long-term liabilities	3035		
7. Other short-term liabilities	3036		

**CASH FLOW STATEMENT (continued)**  
for the period 1<sup>st</sup> January to 30<sup>th</sup> September 2022

**CASH FLOW STATEMENT**  
**For period 1<sup>st</sup> January to 30<sup>th</sup> September 2022**



- in thousand dinars -

ITEM	ADP	Amount	
		Current year	Previous year
<b>II. Cash outflows from financing activities (1 to 8)</b>	3037	-	1,511
1. Repurchase of own shares and capital stakes	3038		
2. Long-term loans in the country	3039		
3. Long-term loans abroad	3040		
4. Short-term loans in the country	3041		
5. Short-term loans abroad	3042		
6. Other liabilities	3043		
7. Financial leasing	3044		
8. Dividends paid	3045		1,511
<b>III. Net cash inflow from financing activities (I-II)</b>	3046		
<b>IV. Net cash outflow from financing activities (II-I)</b>	3047	-	1,511
<b>D. TOTAL CASH INFLOW (3001 + 3017 + 3029)</b>	3048	<b>431,958</b>	<b>62,485</b>
<b>E. TOTAL CASH OUTFLOW (3006 + 3023 + 3037)</b>	3049	<b>365,847</b>	<b>204,723</b>
<b>F. NET CASH INFLOW (3048 - 3049) ≥ 0</b>	3050	<b>66,111</b>	
<b>G. NET CASH OUTFLOW (3049 - 3048) ≥ 0</b>	3051		<b>142,238</b>
<b>H. CASH AT THE BEGINNING OF THE ACCOUNTING PERIOD</b>	3052	<b>612,130</b>	<b>725,318</b>
<b>I. POSITIVE FOREIGN EXCHANGE RATES FROM CASH CONVERSION</b>	3053	4,130	13,079
<b>J. NEGATIVE FOREIGN EXCHANGE RATES FROM CASH CONVERSION</b>	3054	743	4,723
<b>K. CASH AT THE END OF THE ACCOUNTING PERIOD (3050 - 3051 + 3052 + 3053 - 3054)</b>	3055	<b>718,799</b>	<b>591,436</b>

**JSC AIRPORT NIKOLA TESLA BELGRADE**

**NOTES TO THE FINANCIAL  
STATEMENTS**

**30<sup>th</sup> September 2022**

**NOTES TO THE FINANCIAL STATEMENTS- 30<sup>th</sup> September 2022****1. ESTABLISHMENT AND BUSINESS OPERATIONS OF THE COMPANY****1.1. Basic information about the company**

The joint stock company Airport Nikola Tesla Belgrade (hereinafter: the "Company") was established with the aim of providing airport services (landing, takeoff, taxiing and parking of aircraft, reception and dispatch of aircraft, passengers and goods). In addition to the basic activity of providing airport services, the Company, within the ancillary activities, also performed other services at the airport complex that meet the needs of service users, domestic and foreign airlines.

The operations of the Airport date back to 25<sup>th</sup> March 1928 at the location of Bežanijska kosa, and the operations at today's location (Surčin) began in 1962.

By the decision of the Government of the Republic of Serbia from 1992, the Airport was re-registered as the Public Enterprise Airport "Belgrade", and in 2006, also by the decision of the Government; it was renamed as a Public Enterprise Airport Nikola Tesla Belgrade.

On 17<sup>th</sup> June 2010, the Government of the Republic of Serbia passed Decision no. 023-4432/2010 on the change of the legal form of Public Enterprise Airport Nikola Tesla Belgrade from a public company to a closed joint stock company. The aforementioned change in the legal form was registered with the Business Registers Agency on 22<sup>nd</sup> June 2010, Decision number BD 68460/2010.

After the change of legal form, the company continued to operate under the full name of the Joint Stock Company Airport Nikola Tesla Belgrade. By the decision of the Business Registers Agency number BD 7651/2011 from 24<sup>th</sup> January 2011, the registration of the open Joint Stock Company Belgrade Nikola Tesla Airport was made in the register of business entities.

On 22<sup>nd</sup> March 2018 the Concession Agreement for financing, development through construction and reconstruction, maintenance and management of the infrastructure of JSC Airport Nikola Tesla Belgrade and performing the activities of the Airport operator at Airport Nikola Tesla Belgrade was signed between the Government as the representative of the Republic of Serbia, SJC Airport Nikola Tesla Belgrade, on the one hand in the capacity of Concession Grantor and "Vinci Airports" SAS France as the Most Favorable Selected Bidder and a special purpose company established by the Selected Most Favorable Bidder exclusively for the purpose of realizing the Concession Agreement - Vinci Airports Serbia doo Belgrade ("SPC") (hereinafter: Concession Agreement).

By fulfilling all the previous conditions, including the payment of a one-time concession fee in the amount of 501,000,000 EUR to the account of JSC Airport Nikola Tesla Belgrade, made by Vinci Airports Serbia doo Belgrade on 21<sup>st</sup> December 2018, the conditions for the start of the Start Day concessions starting from 22<sup>nd</sup> December 2018 were met.

From the Concession Commencement Date on 22<sup>nd</sup> December 2018, SPC took over the management of the Airport and the performance of service activities in air transport, and from that date JSC Airport Nikola Tesla changed the main activity from service activities in air transport (52.23) to renting and managing their own or leased property (68.20), with the primary task of being the owner of all movable and fixed assets granted under the Concession Agreement for the use and management of SPC, monitors the implementation of the concession agreement in accordance with the Law on Public-Private Partnership and Concessions with accompanying bylaws.

NOTES TO THE FINANCIAL STATEMENTS – 30<sup>th</sup> September 2022

In addition to the predominant activity, the Company may perform all other activities that are not prohibited by law, including foreign trade activity, regardless of whether those activities are determined by the founding act, i.e. the statute. The company performs activities of general interest.

<i>Main office</i>	<i>11180 Belgrade 59, Surčin</i>
<i>Registration number</i>	<i>07036540</i>
<i>Tax Identification Number</i>	<i>100000539</i>
<i>Code of activity until 21st December 2018</i>	<i>52.23 – Service activities in air traffic</i>
<i>Code of activity as of 22nd December 2018</i>	<i>68.20 - Rental and management of owned or leased</i>

In July 2019, VINCI Airports Serbia doo Belgrade changed its business name to Belgrade Airport doo Belgrade (hereinafter SPC) based on the prior consent of the Concession Grantor.

According to the criteria for classification from the Law on Accounting, JSC Airport Nikola Tesla Belgrade is classified into a small legal entity.

### 1.2. *Management structure*

The management of the Company is bicameral. The bodies of the Company are the Assembly, the Supervisory Board and the Executive Board. The Assembly is comprised of shareholders of the Company who have the right to participate in the work of the Assembly. A shareholder who owns 35,026 ordinary shares has the right to participate in the work of the Assembly.

The Supervisory Board consists of five (5) members, at least one member of which is independent from the Company. The members of the Supervisory Board are appointed by the Assembly of the Company. The Supervisory Board is obliged to form an audit committee, and if necessary, it may form other committees that assist it in its work. The Supervisory Board committees have at least three members, and one of those members must always be an independent member of the Supervisory Board.

The Executive Board consists of two (2) Executive Directors including the Managing Director. The Executive Directors are appointed by the Supervisory Board of the Company.

### 1.3. *Ownership structure*

After the change of legal form into a closed joint stock company, 34,289,350 shares, 100% owned by the Republic of Serbia were registered in the Central Securities Depository on 7<sup>th</sup> July 2010.

The Government of the Republic of Serbia on 9<sup>th</sup> December 2010 passed Decision No. 023-9103/2010-1, according to which the right to transfer 16.85% of the ownership of the Company was acquired by citizens of the Republic of Serbia, employees and former employees of the Company. After the transfer of free shares to citizens, employees and former employees, the Republic of Serbia owns 28,511,988 ordinary shares, which represents 83.15% of the total share capital of the Company.

By the decision on admission of shares to Listing A-Prime market 04/4 No. 478/11 of 28<sup>th</sup> January 2011, the Company's shares were admitted to Listing A of the Belgrade Stock Exchange. Trading in the Company's shares on the Belgrade Stock Exchange started on 7<sup>th</sup> February 2011.

As of 30<sup>th</sup> of September 2022, 35,026,129 ordinary shares were registered in the Central Registry of Securities, with the right to vote with an individual nominal value of 600.00 dinars. The Republic of Serbia owns 29,616,717 ordinary shares, which represents 84.56% of the total share capital of the Company, and other shareholders own 5,409,412 ordinary shares, which represents 15.44% of the total share capital of the Company. Structure of share ownership is given in Notes 34.



NOTES TO THE FINANCIAL STATEMENTS – 30<sup>th</sup> September 2022**1.4 Number of employees and engaged persons**

At the balance sheet date of 30<sup>th</sup> September 2022, the Company had 36 employees, 35 of which permanent employees of the Company and 1 employee engaged in temporary and occasional jobs (on 31<sup>st</sup> December 2021, the Company had 36 employees, 35 of which were full-time employees and 1 employee hired for temporary and occasional jobs of the Company).

In the period January-September 2022, the average number of employees in the Company based on the situation at the end of each month was 36, of which the average number of full-time employees in the Company is 35 employees and 1 average employee for temporary and occasional jobs. (During 2021, the average number of employees in the Company based on the situation at the end of each month was 36, of which the average number of employees in the Company is 35 employees and 1 average hired worker for temporary and occasional jobs).

**2. BASES OF PREPARATION AND PRESENTATION OF FINANCIAL STATEMENTS****2.1. Bases of preparation and presentation of financial statements**

The financial statements of the company are prepared in accordance with the Law on Accounting ("Official Gazette of the Republic of Serbia ", No. 73/19, and 44/21- hereinafter: Law)

In accordance with the Law, for recognition, valuation, presentation and disclosure of positions in financial statements, large legal entities, legal entities that have the obligation to compile consolidated financial statements (parent legal entities), public companies, i.e. companies preparing to become public, independently of size, apply International Financial Reporting Standards (hereinafter IFRS). IFRS, in accordance with the Law, represent:

- Framework for preparation and presentation of financial statements
- International Accounting Standards (IAS), and
- International Financial Reporting Standards (IFRS) and related interpretations, issued by the Accounting Standards Interpretations Committee (IFRIC), subsequent amendments to those standards, approved by the Board for International Accounting Standards, the translation of which has been established and published by the Ministry of Finance.

The financial statements of the Company are presented in the form and content specified by the Rulebook on the content and form of forms of financial statements for companies and content and form of the Statistical report of the company, cooperatives and entrepreneurs ("Official Gazette of the Republic of Serbia ", no. 89/20). Among other things, this rulebook prescribes the form and content of positions in the forms of the Balance Sheet, Profit and loss Statement, Statement of Other Results, Cash Flow Statement, Statement of Changes in Equity and Notes to the Financial Statements. In accordance with the above mentioned Rulebook, the financial statements of the Company are presented in thousands of dinars.

Chart of accounts and content of accounts in the Chart of Accounts is prescribed by the Rulebook on Chart of Accounts and Contents of Accounts in the Chart of Accounts for Companies, Cooperatives and Entrepreneurs ("Official Gazette of the Republic of Serbia ", no. 89/20- applicable starting from the financial statements prepared as of 31<sup>st</sup> December 2021) ("Official Gazette of the Republic of Serbia", no. 95/14- valid for preparation of financial statements as of 31<sup>st</sup> December 2021).

On preparing the Company's financial statements, inter alia, the following laws and regulations have been complied with:

- ✓ Law on Corporate Income Tax ("Official Gazette of the Republic of Serbia" No. 25/01, 80/02-other law, 43/03, 84/04, 18/10, 101/11, 119/12, 47/13, 108/13, 68/14-other law, 142/14, 91/15-authentic interpretation, 112/15, 113/17, 95/18, 86/19, 153/20 and 118/21)
- ✓ Law on Value Added Tax ("Official Gazette of the Republic of Serbia " No. 84/04,86/ 04 -correction, 61/05, 61/07, 93/12, 108/13, 68/14-other law, 142/14, 83/15, 108/16, 113/17, 30/18, 72/19 , 8/20 and 153/20)

NOTES TO THE FINANCIAL STATEMENTS – 30<sup>th</sup> September 2022

- ✓ Rulebook on the content of the tax balance and other issues of importance for the manner of determining the corporate income tax ("Official Gazette of the Republic of Serbia" No. 20/14, 41/15, 101/16, 8/19, 94/19, 159/20 and 97/21),
- ✓ Rulebook on the content of the tax return for the calculation of corporate income tax ("Official Gazette of the Republic of Serbia" No. 30/15, 101/16, 44/18-other law, 8/19, 94/19, 159/20, and 97/21),
- ✓ Rulebook on the manner of classification of fixed assets by groups and the manner of determining depreciation for tax purposes ("Official Gazette of the Republic of Serbia" No. 116/04, 99/10, 104/18 and 8/19).

The legal acts that represent the internal regulations of the Company, the Company when preparing these financial statements applied the accounting policies explained in the Note 3.

The Law on Capital Market ("Official Gazette of the Republic of Serbia" No. 31/11, 112/15, 108/16, 9/20, and 153/20) prescribes which data should be contained in the annual, semi-annual and quarterly reports of public companies which securities are traded on the regulated market.

*We note that in some cases, when preparing the financial statements of the Company, they are not in all relevant provisions of IFRS and Interpretation are not fully complied with.*

Accounting regulations of the Republic of Serbia, and thus the presented financial statements of the Company, deviate from IFRS in the following:

- Financial statements are in the Republic of Serbia for the reporting period, in accordance with the Law on accounting ("Official Gazette of the Republic of Serbia" No. 73/19 and 44/21) in the format prescribed by the Rulebook on content and form of financial report forms for companies, cooperatives and entrepreneurs ("Official Gazette of the Republic of Serbia", No. 95/2014 and 144/2014 - valid for preparation of financial report as of 31<sup>st</sup> December 2021), which deviates from the presentation and title of individual financial statements in general purposes, as well as the manner of presenting certain balance sheet items as provided by the Revised IAS 1 - Presentation of financial statements and
- Off-balance sheet assets and off-balance sheet liabilities are presented in the balance sheet form. These items as defined in IFRS represent neither assets nor liabilities.

In addition to the above, deviations also occur as a consequence of the time difference between the publications of Standards and Interpretations, which are subject to continuous change, and the moment when those Standards and Interpretations become valid in the Republic of Serbia. Thus, for example, deviations from the Standard occur as due to the fact that the published Standards and Interpretations, which have entered into force, are not yet in the Republic Serbia officially translated and adopted; as a consequence of the published Standards and Interpretations yet did not take effect; or as a consequence of other reasons over which the Company has no possibility of influence, which has no significant impact on the financial position of the Company, as well as on the results of its operations.

#### **Published standards and interpretations not yet effective**

On the date of issue of these financial statements the following standards, their amendments and interpretations were published but not yet effective:

- IFRS 17 - Insurance Contracts - effective 1<sup>st</sup> January, 2023,
- Amendments to IAS 1 - Presentation of Financial Statements - Classification of Liabilities as long-term and short-term - date of application 1<sup>st</sup> January, 2023,
- Amendments to IAS 1 - Presentation of Financial Statements - Disclosures of accounting policies - date of application 1<sup>st</sup> January, 2023,
- Amendments to IAS 8 - Accounting Policies, Changes in Accounting Estimates and Errors - Definition of accounting estimates - date of application 1<sup>st</sup> January 2023,

NOTES TO THE FINANCIAL STATEMENTS – 30<sup>th</sup> September 2022

- Amendments to IAS 12 - Income Taxes - Deferred Taxes on Assets and Liabilities arising from one transaction - date of application 1<sup>st</sup> January 2023,
- Amendments to IAS 16 - Property, Plant and Equipment - Pre-Intended Procedures of use - date of application 1<sup>st</sup> January 2022,
- Amendment to IFRS 3 - Business Combinations - Conceptual Framework Reference - effective date 1<sup>st</sup> January 2022,
- Amendments to IAS 37 - Provisions, Contingent Liabilities and Contingent Assets - Expenses for Fulfillment of the contract - date of application 1<sup>st</sup> January 2022,
- Annual improvements of Standards from 2018 to 2020- effective date 1<sup>st</sup> January 2022.

## 2.2. Accounting principles

The following principles have been taken into account in preparing the Company's financial statements:

- The principle of continuity,
- The principle of consistency,
- The precautionary principle,
- The principle of essence above form,
- The principle of causality of income and expenditure,
- The principle of individual assessment.

Respecting **the principle of continuity**, financial statements are prepared on the assumption that the Company operates continuously, ie. in the indefinite long term (Going concern).

**The principle of consistency** implies that the manner of assessing the state and changes in assets, liabilities, capital, income, expenses and operating result, ie. to be a way of estimating balance sheets the position of the Company does not change over a long period of time. If, for example, due to compliance with legal regulations it happens, the reason for the change is explained, and the effect of the change is expressed accordingly requirements from professional regulations related to the method of assessment.

**The precautionary principle** implies the inclusion of a certain level of caution when compiling financial statements reports of the Company, which should result in assets and income not being overestimated, and to liabilities and costs are not underestimated. Recognition and valuation are performed with the application of the precautionary principle, especially:

- Only profit realized up to the balance sheet date can be recognized;
- The Balance Sheet shows liabilities incurred during the current or previous business years, even if such liabilities become apparent only between the Balance Sheet date and the approval date for disclosure of financial statements;
- All impairments are taken into account, regardless of whether the result of the business year is a gain or loss;

**The principle of essence above the form** implies that when recording the Company's transactions, and thus, and when compiling financial statements, accounting should be performed in accordance with the essence of transactions and their economic reality.

Respecting **the principles of causality of income and expenses**, recognizing the effects of transactions and others events in the Company are not related to the moment when cash or cash equivalent, occur.

**The principle of individual assessment** implies that eventual group assessments are different balance sheet positions of the Company (eg assets or liabilities), for the purpose of rationalization, arise from their individual assessment.

NOTES TO THE FINANCIAL STATEMENTS – 30<sup>th</sup> September 2022**3. OVERVIEW OF SIGNIFICANT ACCOUNTING POLICIES**

The basic accounting policies applied in the preparation of these financial statements are set out are below. These policies have been consistently applied to all years presented, unless otherwise indicated.

Significant accounting policies applied to the Company's financial statements that are the subject of these Notes, which are set out below, are primarily based on the Accounting Regulations and accounting policies. If certain accounting aspects are not clearly specified According to the Rulebook, the applied accounting policies are based on the valid legal regulations.

**3.1. Assessment**

Preparation and presentation of financial statements, in accordance with the requirements of applicable law regulations in the Republic of Serbia, requires the management of the Company to use the best possible assessment and reasonable assumptions. Although, understandably, actual future results may vary, estimates and assumptions are based on information available at the balance sheet date.

The most significant estimates relate to the determination of impairment of financial and non - financial assets and defining the assumptions necessary for the actuarial calculation of long - term employee benefits by basis of severance pay and jubilee awards.

In the context of evaluation, the Company's business policy is, if fair value differs significantly from bookkeeping, to disclose information about the fair value of assets and liabilities. In the Republic Serbia often has a problem with a reliable assessment of the fair value of assets and liabilities due to insufficient developed financial market, lack of stability and liquidity in buying and selling, on for example, financial assets and liabilities, and because market information is not always available. I in addition to the above, this issue is not neglected in the Company, but the management is continuous assessments, taking into account risks, and when it is estimated that recoverable (fair or use) value assets in the Company's business books are overvalued, a value adjustment is made.

**3.2. Effects of foreign exchange rates and foreign currency conversion**

Transactions in foreign currency, upon initial recognition, are recorded in dinars, by applying the official middle exchange rate valid on the day of the transaction, unless otherwise agreed currency clauses, the translation of transactions is performed at the rate specified in the contract.

At each balance sheet date of the monetary item (foreign currency assets, receivables and liabilities) they are translated using the official middle exchange rate at the balance sheet date.

Foreign exchange differences arising on transactions in foreign currencies are recognized as income or expense the period in which they arose.

Official middle exchange rates of the National Bank of Serbia on the balance sheet date, for foreign currencies that are used to convert monetary items of foreign currencies into dinars, are shown in the following table.

Middle exchange rate	In RSD	
	30/09/2022	31/12/2021
EUR	117.3179	117.5821
USD	119.5536	103.9262
GBP	132.9532	140.2626

NOTES TO THE FINANCIAL STATEMENTS – 30<sup>th</sup> September 2022

Non-monetary items in the balance sheet are not translated at the balance sheet date but are measured at historical value at the exchange rate at the date of the transaction, except for non-monetary items that are measured at fair value in which case they are translated at the exchange rate on the date of determining fair value.

### 3.3. Revenues and expenses

**Revenue recognition** is recognized in the income statement when there is an increase in future economic benefits associated with an increase in an asset or a decrease in a liability that can be measured reliably.

Revenues include: operating income, financial income, other income including income from adjusting the value of assets and income from corrections of errors from previous years that are not material.

The most important part of the income comes from the Concession Agreement, which is explained in point 3.9. of these Notes.

**Expenses are recognized** when there is a decrease in future economic benefits associated with a decrease in assets or an increase in liabilities that can be measured reliably.

Expenses include: operating expenses, financial expenses, other expenses including expenses from adjusting the value of assets and expenses based on corrections of errors from previous years that are not material.

### 3.4. Borrowing expenses

Borrowing costs are interest and other costs incurred by the Company in connection with borrowing funds. Pursuant to the relevant provisions of IAS 23- Borrowing Costs, interest and other borrowing costs are recognized as an expense in the period in which they are incurred, unless they are directly attributable to the acquisition, construction or production of a qualifying asset and are included in cost, and until the period when essentially all the activities necessary to prepare the asset for its intended use or sale have been completed. Qualifying assets are assets that require a significant period of time to be ready for their intended use.

### 3.5. Profit tax

Income tax is accounted for as the sum of:

- current tax
- deferred tax.

**Current tax** is the amount of liability payable (recoverable) on income tax that relates to taxable profit (tax loss) for the period. In other words, current income tax is the amount calculated by applying the prescribed tax rate of 15% on the basis determined by the tax balance, which is the amount of profit before tax after deducting the effects of adjusting income and expenses, in accordance with tax regulations of the Republic of Serbia, with decrease in prescribed tax credits.

**Deferred tax** that is recognized in the accounts in accordance with the relevant provisions of IAS 12 Income Taxes may be recognized as deferred tax assets or liabilities as a result of the time difference in the recognition of income and expenses under accounting and tax regulations.

NOTES TO THE FINANCIAL STATEMENTS – 30<sup>th</sup> September 2022

**Deferred tax assets** are the amounts of income taxes that will be recoverable in future periods on the basis of:

- deductible temporary differences that arise in cases when the Company's balance sheets, on certain bases, already showed expenses, which will be recognized from the tax aspect in the following periods. Deductible temporary differences may arise in the following cases: the tax value of assets subject to depreciation is higher than the book value, from the tax aspect no provisions are recognized that are recognized at the time of use, from the tax aspect expenses are not recognized when paid, etc.;
- unused tax losses carried forward is determined by applying the prescribed income tax rate to the amount of tax loss and is recognized only if management estimates that in future periods the Company will have taxable profit that can be reduced based on unused tax losses;
- unused tax credits carried forward which are recognized only to the extent that it is probable that future taxable profit will be available against which the unused tax credit can be utilized.

Deferred tax assets are reviewed at each balance sheet date and are recognized only if the Company has determined that it is probable that future taxable profits will be available against which the deferred tax assets can be utilized.

Deferred tax liabilities are the amounts of income taxes payable in future periods in respect of taxable temporary differences. Taxable temporary difference arises in cases when the book value of assets subject to depreciation is higher than their tax base. The amount of deferred tax liability is determined by applying the prescribed income tax rate to the amount of taxable temporary difference.

Deferred tax arising on temporary differences arising on the revaluation of assets at fair value (which is recognized in accounting but not in tax terms) is charged or credited to revaluation reserves.

On each balance sheet date deferred tax liabilities are amounted to temporary differences determined on that date.

At each balance sheet date, deferred tax liabilities are reduced to the amount determined on the basis of the temporary difference determined on that If at the end of the previous year the temporary difference was taxable, on the basis of which deferred tax liabilities were recognized, and at the end of the current year, on the basis of the same funds, the temporary difference is deductible, the previously formed deferred tax liabilities deferred tax assets in the amount determined on the balance sheet date.

### 3.6. Intangible assets

Intangible assets are non-monetary assets without identifiable physical substance, and an asset is a resource that the Company controls as a result of past events, from which future economic benefits are expected to flow to the Company. Intangible assets are software, licenses, patents and similar.

If an item does not meet all the requirements in the above definition, the costs of its acquisition or internal generation are recognized as an expense when incurred.

Recognition of an item as an intangible asset requires the Company to demonstrate that the item meets:

- definition of intangible assets and
- recognition criteria which imply that it is probable that future economic benefits associated with the asset will flow to the Company and the cost of the asset can be measured reliably.

NOTES TO THE FINANCIAL STATEMENTS – 30<sup>th</sup> September 2022

Intangible assets are initially measured at cost (cost price), which is its purchase price including import duties that are not refundable after deduction of discounts and rebates, and any directly attributable costs of preparing the asset for its intended use.

After initial recognition, intangible assets are carried at cost less accumulated depreciation (impairment) and any accumulated impairment losses.

### 3.7. Property, plant and equipment

Property, plant and equipment are material items held for use in production or delivery of goods or services, to leasing it to the others or for administrative purposes and for which it is expected that will be used for longer than accounting period.

Property, plant and equipment are recognized as fixed assets if the following conditions are met:

- future economic benefits from the asset are expected, and
- purchase value, ie. the cost price of the asset can be reliably determined.

The initial valuation of items of property, plant and equipment is performed according to their purchase if they were acquired from other entities, or at the cost price, if they are produced in-house. Cost includes invoice value, including import duties that are not refundable, after deduction of discounts and rebates, and dependent costs that are directly attributable to bringing the asset to its location and condition in working order.

Subsequent to initial recognition, property, plant and equipment (other than tools and inventory to which the cost model applies) are stated at revalued amount, expressing their fair value at the date of revaluation, less the total amount of impairment for the allowance for depreciation and the total amount of the impairment losses.

The fair value of property is their market value which is determined by appraisal. Revaluation is performed only when the fair value of the revalued asset differs materially from its accounted amount. Revaluation profit is recognized in other profits and losses in favor of the revaluation reserve in equity. Up to the amount of previously recognized revaluation losses or on the basis of impairment recognized in the income statement, revaluation profits are recognized in the profit and loss statement, and the rest of the profits are recognized in other profits and losses. Revaluation losses are recognized after impairment or impairment testing, and are recognized in other profits and losses up to the amount of the previously recognized revaluation reserve in equity, and the remaining losses are recognized in the income statement. Upon expenditure or disposal of an asset, the related revaluation reserve is transferred directly to retained earnings.

The assessment of the value of real estate, plant and equipment was performed on 1<sup>st</sup> January 2019.

Profits or losses arising on disposal or disposal are recognized as income or expense in the profit and loss statement.

### 3.7. Depreciation

Depreciation is the amount of assets (intangible assets, property, plant and equipment) that are depreciated over time over the useful life of the assets. Depreciation is conditioned by: useful life, depreciation method, and depreciation amount and depreciation period.

The useful life of an asset is determined by the Company using the time method, so that the useful life of the asset can be understood as the time period during which the asset is expected to be available to the Company for use and utilization. The useful lives of assets are reviewed at the end of each financial year.

NOTES TO THE FINANCIAL STATEMENTS – 30<sup>th</sup> September 2022

The amount to be depreciated is the revalued amount of property, plant and equipment, ie. the cost of the Intangible Asset, decreased by any residual value that is systematically allocated over the useful life of the asset.

Residual value is the estimated amount that the Company would receive today if it disposed of the asset, after deducting the estimated cost of disposal and assuming that the asset is at the end of its useful life, and in the condition expected at the end of its useful life.

The residual value of intangible assets is always assumed to be zero, except in the following cases:

- when there is an obligation of the third party to purchase the intangible asset at the end of its useful life or
- when there is an active market for intangible assets, assuming that such a market will exist at the end of the useful life of the asset, then residual value can be determined with reference to the market.

Residual value is checked at the end of each financial year by competent appraisers and its change from previous estimates is included in accordance with the relevant provisions of IAS 8.

The residual value as a result of the assessment may be increased for an individual asset to an amount equal to or greater than the carrying amount of that asset. In that case, the depreciation expense will be zero over the remaining useful life of the asset, unless, as a result of subsequent estimates, the residual value is reduced to an amount lower than the accounted amount.

Depreciation of assets is performed using the straight-line method (proportional method), and the calculation of depreciation begins from the day when the asset becomes available for use, ie. use, ie. when it is located and in a condition necessary for its functioning, in the manner envisaged by the management.

Depreciation of intangible assets is conditioned by the assessment of whether the useful life is unlimited or limited. Intangible assets are not subject to depreciation if the useful life is estimated to be indefinite, ie if the analysis of all relevant factors does not predict the end of the period when intangible assets are expected to generate net cash inflows into the Company.

Depreciation is not calculated for assets that do not lose value over time (for example, works of art) or assets that have an indefinite useful life (for example, land).

Depreciation ceases when an asset is derecognized (derecognized as an asset) and reclassified as a fixed asset held for sale or discontinued as fixed asset intended for sale or as a part of discontinued activity. Therefore, depreciation is calculated when the asset is not used, ie. when it is not actively used, if the asset is not reclassified as a fixed asset held for sale or within the business that is suspended.

For the purposes of compiling the tax balance, ie. for tax purposes, the calculation of depreciation of funds is performed in accordance with applicable legal regulations.

### 3.8. Impairment

On each balance sheet date, the Company reviews the carrying amounts of its tangible assets to determine whether there is any indication that those assets have suffered an impairment loss. If any such indication exists, the recoverable amount of the asset is estimated so that any impairment loss can be determined. If it is not possible to estimate the recoverable amount of an individual asset, the Company assesses the recoverable amount of the cash-generating unit which the asset belongs to.

The recoverable amount is the net selling price or value in use, whichever is higher. For the purposes of assessing value in use, the estimated future cash flows are discounted to their present value using a pre-tax discount rate that reflects current market assessments of the time value of money and the risks specific to the asset.



NOTES TO THE FINANCIAL STATEMENTS – 30<sup>th</sup> September 2022

If the estimated recoverable amount of an asset (or cash-generating unit) is less than its carrying amount, then the carrying amount of that asset (or cash-generating unit) is reduced to its recoverable amount. Impairment losses are recognized immediately as an expense, unless the asset is a land or a building that is not used as investment property carried at revalued amount, in which case the impairment loss is recognized as an impairment loss.

In the event of a subsequent reversal of an impairment loss, the carrying amount of the asset (cash-generating unit) is increased to the revised estimated recoverable amount of the asset, with the higher carrying amount not exceeding the carrying amount that would have been determined if no previous loss had been recognized. asset (cash-generating unit) due to impairment. A reversal of an impairment loss is recognized immediately as profit, unless the asset is stated at its estimated value, in which case the reversal of the impairment loss is recognized as an increase due to revaluation.

As of 31<sup>st</sup> December 2021, based on the assessment of the Company's management, there are no indications that the value of assets has been impaired.

### 3.9. Leasing

Leasing is a business relationship between two persons in which one person, for a fee, assigns to another person the right to use a certain asset to perform its activities in the contracted period.

#### ***Company as a leasee***

The unique model of accounting treatment for lessees is the recognition of assets and liabilities for all lease agreements that contain the duration of the lease for a period longer than one year. The above does not apply to leasing contracts if the leased asset is classified as a low-value asset.

The initial measurement of leasing liabilities is performed by the lessee on the first day of the lease in the amount of the present value of all future lease payments discounted at the interest rate contained in the lease (in the case of financial leasing). If the interest rate cannot be easily determined, the Company uses the incremental borrowing interest rate.

Lease payments include fixed payments (including variable payments that are inherently fixed), less any lease incentives received.

After initial recognition, lease liabilities are measured with an increase in their value based on interest and a decrease for lease payments.

Re-measurement of lease liabilities and adjusts value in use accordingly in the following cases:

- changes in the duration of the lease or significant event, as well as changes in the estimate of the certainty of using the option to purchase the leased asset, in which case the lease liability is re-measured by discounting the revised lease payments using the revised interest rate;
- changes in minimum future lease payments caused by changes in the index or utilization rate for variable lease payments or changes in the expected amount of guaranteed residual value, in which case the lease liability is re-measured by discounting the revised payments at the same interest rate;
- amendments to the lease agreement that are not accounted for as a separate new lease agreement, in which case the lease liability is re-measured based on the lease term under the modified agreement by discounting the revised lease payments using the revised interest rate on the date of entry into the modified agreement.

NOTES TO THE FINANCIAL STATEMENTS – 30<sup>th</sup> September 2022

Assets (assets) with the right of use are depreciated over the period of the lease or the useful life of the leased asset, depending on which is shorter. Depreciation calculation begins on the start date of the lease.

The Company applies IAS 36 to determine whether there has been an impairment of the right to use and records any impairment loss.

The Company recognized the first application of IFRS 16 on 1<sup>st</sup> January 2021, by applying a modified retrospective approach in which it recognizes assets with the right of use in the amount equal to the lease obligation.

***Company as a lessor***

A lease is classified as financial if all the risks and rewards incidental to ownership of the leased asset have been transferred from the lessor to the lessee, and if this is not the case, the lease is classified as an operating lease.

The Company recognizes revenue from operating leases on a straight-line basis (or other basis if it better reflects the entity's revenue from the use of the leased asset) during the lease term. Initial direct costs incurred by the Company as a lessor are added to the carrying amount of the leased asset and recognized as an expense over the term of the lease on the same basis as the lease income.

***Concession agreement***

Bearing in mind the non-existence of guidelines, ie. of the specific IAS/IFRS for accounting coverage of the Concession Agreement from the aspect of the Company as one of the two Concessionaires, the Company uses its own assessment to determine and apply adequate accounting policy (IAS 8.10).

In its judgment, the Company considers the applicability of IFRS requirements dealing with similar and related matters, the definition in the Framework, as well as the statements of bodies dealing with the adoption of the Standard.

By analyzing the applicability of IFRS 16 Leasing Contracts, the Company considers IFRS 16, based on the recommendation and analyses of advisor from the Ministry of Finance, as the most appropriate standard for accounting coverage of the Concession Agreement.

IFRS 16 defines leasing as a Contract, or part of a Contract, that transfers the right to use a particular asset over a specified period of time in exchange for compensation. In the analysis of whether the definition of leasing is met or not, it is necessary to meet certain criteria. Mandatory elements of the leasing contract are:

- **Identified asset** - Airport infrastructure is a defined identified asset specified in the Contract;
- **The lessee acquires almost all economic benefits** - the lessee (Special Purpose Company (SPC) established by the Selected Best Bidder solely for the implementation of the Concession Agreement as a concessionaire) earns the entire income from the use of airport infrastructure during the period of use or during the concession period;
- **The lessee determines the use of the identified asset** - Since the decisions "How and for what purpose" on the use of the asset are predetermined by the Concession Agreement in terms of infrastructure use and other, SPC has the right to determine the use of assets in operational terms. Obligation of public works and maintenance of airport infrastructure SPC has the obligation to provide public services to airport operators. Namely, SPC makes operational decisions on the use of funds related to the operation of the airport (approval of landings and takeoffs, personnel issues, selection of suppliers, etc.) during the Concession Period without the Company's ability to influence them.

NOTES TO THE FINANCIAL STATEMENTS – 30<sup>th</sup> September 2022

In accordance with the requirements of IFRS 16, the entire assets of the Company are divided into the following categories:

- Airport infrastructure;
- Closely related assets that SPC will use until the end of the concession period;
- Closely related assets that SPC will not use until the end of the concession period;
- Other assets that SPC will use until the end of the concession period;
- Other assets that SPC will not use until the end of the concession period;

Closely related assets are assets (equipment) closely related to airport infrastructure and significant airport equipment.

The following is an overview of the accounting for asset (property) categories

Category of property (asset)	Accounting treatment
Airport infrastructure	Operative leasing Recognizing assets in accordance with IFRS 16
Closely related assets that SPC will not use until the end of the concession period	Operative leasing Recognizing assets in accordance with IFRS 16
Closely related assets that SPC will use until the end of the concession period	Operative leasing Recognizing assets in accordance with IFRS 16
Other assets that SPC will not use until the end of the concession period	Operative leasing Recognizing assets in accordance with IFRS 16
Other assets that SPC will use until the end of the concession period	Termination of assets recognition Treatment as transfer of the right of use on the 1 <sup>st</sup> day of the beginning of the Concession Agreement (uninvoiced liability)

Accounting treatment in accordance with IFRS 16 - Leasing Contracts of the above categories of assets (assets) was conducted on 1<sup>st</sup> January 2019 as the date of commencement of the Concession Agreement.

#### Accounting coverage of various leasing payments

In accordance with IFRS 16.81, a lessor recognizes a lease payment as revenue on a straight-line or other systematic basis over the term of the lease. It applies another systematic basis when that basis is more appropriate for presenting a pattern that reduces the benefits of using the asset. Pursuant to the above, the Company recognizes as revenue the following:

- Revenue based on the Minimum Annual Concession Fee in accordance with the Concession Agreement in the period in which it is incurred, ie. Variable Fees in the amount of 5% of gross income of SPC, which depends on the amount of income of SPC in the period in which it is incurred. observed period.
- Revenue from non-monetary compensation and Additional land acquired by SPC in accordance with the Concession Agreement for the implementation of its technical solution from the Mandatory Offer and transferred to the Company free of charge) are treated as variable fees and are recognized in the profit and loss statement in equal amounts (straight-line) during the remaining Concession Period starting from the moment when SPC is obliged to build a new asset or perform investment maintenance work on airport infrastructure, and on the basis of the acceptance of the constructed and/or upgraded facility as well as the performed works in the name of investment maintenance.

In addition to the above payments, there is also a part of the fee for the transfer of the right to use other assets (movable Concession assets) that SPC will use until the end of their useful life in terms of reducing revenues during the Concession period.

NOTES TO THE FINANCIAL STATEMENTS – 30<sup>th</sup> September 2022

## 3.10. Benefits for employees

The Company has engaged a Certified Actuary to assess the provision for retirement severance pay and jubilee awards as of 31<sup>st</sup> December 2021, based on the Rules of Procedure, adopted on 11<sup>th</sup> January 2019, which stipulates that the Company has an obligation to pay employees:

- Retirement severance pay in the amount of four average monthly salaries without taxes and contributions paid to the Employer in the month prior to the payment of severance pay,
- Jubilee award for the total time spent in employment with the Employer in the amount of the average monthly salary without taxes and contributions paid to the Employer for the month preceding the month in which the employee acquired the right to the jubilee award for:
  - 10 years of work - in the amount of one monthly salary;
  - 20 years of work - in the amount of two monthly salaries;
  - 30 years of work - in the amount of three monthly salaries;
  - 35 years of work for women and men - in the amount of four monthly salaries;

At the end of each business year, the Company assesses the provision for severance pay and jubilee awards in accordance with the requirements of the standard IAS-19 - Employee Benefits.

The assumptions used for the actuarial calculation and changes in provisions in the current period are disclosed in Note 35a.

## 3.11. Financial instruments

The Company recognizes a financial asset or financial liability in its statement of financial position only when the Company becomes a party to the contractual provisions of the instrument.

**Funding**

Pursuant to IFRS 9 - Financial Instruments, a financial asset is recognized when the Company becomes a party to the contractual provisions (rights) of the financial instrument. The purchase or sale of a financial asset is recorded using accounting at the settlement date (the date the asset is delivered to the entity or the date the entity delivers the asset).

The Company ceases to recognize a financial asset:

- when contractual rights to cash flows from a financial asset cease to be valid; or
- transfers the financial asset and that transfer is, due to the transferred, to a significant extent, the risk and benefits of the financial asset, qualifying as derecognition.

Financial assets are initially measured at their fair value, increased or decreased, in the case of a financial asset that is not measured at fair value through profit or loss, for transaction costs that are directly attributable to the acquisition or issue of the financial instrument. In relation to the above, the difference is that the initial recognition of sales receivables is measured at the transaction price (except in the case when the sale contains a significant component of financing).

In the subsequent measurement of financial assets, the relevant group is the group in which the Company has classified the financial asset, which is conditioned by:

- business model of the Financial Management Company and
- characteristics of contractual cash flows of the financial asset ("SPPI" test - Solely Payments of Principal and Interest).

From the aspect of ex post valuation, a financial asset can be classified into the following three groups:

- financial asset measured at depreciated cost,
- financial asset measured at fair value through other comprehensive income and
- a financial asset measured at fair value through profit or loss

NOTES TO THE FINANCIAL STATEMENTS – 30<sup>th</sup> September 2022

An asset classified in the amortized cost category should meet both criteria:

- Business model: the financial asset is held for the purpose of collecting contracted cash flows;
- SPPI test: whether the agreed conditions give the right to cash flows that represent only the payment of principal and interest.

An asset classified at fair value through total other assets (FVTOCI) should meet both criteria:

- Business model: the financial asset is held for the purpose of collecting contracted cash flows and sales;
- SPPI test: whether the agreed conditions give the right to cash flows that represent only the payment of principal and interest.

Financial assets measured at fair value through profit or loss include assets that are not classified in the previous two groups. Valuation effects and realized gains and losses are recognized in the income statement in the period in which they arise.

All derivatives covered by IFRS 9 are measured at fair value. All changes are recognized in the income statement.

A financial asset is impaired when one or more events occur that have an adverse effect on the estimated future cash flows of that financial asset.

With respect to assets measured at amortized cost (loans and receivables) and at fair value through other comprehensive income, the Company should recognize an impairment loss, ie. to recognize a provision for expected credit losses.

The Company should, at each reporting date, assess whether the credit risk of a particular financial asset has increased significantly since the inception, which includes measuring the expected loss on the financial asset in a manner that reflects:

- impartial and probability-weighted amount determined by evaluating a range of possible outcomes,
- time value of money and
- reasonable and corroborating information available without undue cost or effort at the date of reporting on past events, current conditions and forecasts of future economic conditions.

### ***Financial liabilities***

A financial liability is any liability that is:

- in contract law:
  - delivery of cash or other financial means to another company; or
  - exchange of financial assets or financial liabilities with another company under conditions that are potentially unfavorable for the Company; or
- a contract that will be or can be settled with the Company's equity instruments and which is:
  - non-derivative, for which the Company is or may be obliged to submit a variable number of equity instruments of the Company; or
  - derivatives, which will be or can be settled differently than by exchanging a fixed amount of cash or other financial assets for a fixed number of equity instruments of the Company.

NOTES TO THE FINANCIAL STATEMENTS – 30<sup>th</sup> September 2022

Pursuant to IFRS 9 - Financial Instruments, a financial liability is recognized when the Company becomes a party to the contractual provisions of the financial instrument.

The Company derecognises a financial liability (or part of a financial liability) when it is extinguished, ie. when the contractual obligation is discharged, canceled or expires.

An exchange between an existing borrower and a lender of debt instruments with significantly different terms should be accounted for as a settlement of the original financial obligation and the recognition of a new one. Similarly, a significant change in the terms of an existing (or part of) a financial liability should be accounted for as the termination of the original financial liability and the recognition of a new one.

The difference between the carrying amount of a financial liability (or part of a liability) that has been extinguished or transferred to another party and the consideration paid, including any transferred non-cash assets or liabilities should be recognized in the balance sheet.

A financial liability is initially measured at its fair value, increased or decreased, in the case of a financial liability not measured at fair value through profit or loss, for transaction costs directly attributable to the acquisition or issue of a financial instrument.

From the aspect of subsequent valuation, with minor exceptions (derivatives, financial guarantees, etc.), financial liabilities are measured at depreciated cost, using the effective interest rate method. Using this method, the Company identifies fees that are an integral part of the effective interest rate of the financial liability (all of the above also applies to the financial asset). Fees that are an integral part of the effective interest rate include start-up fees (servicing costs, loan processing costs, pledge registration, attorney's fees, etc.), commissions, etc.

The Company may, on initial recognition (there is no reclassification of a financial liability over time) classify a financial liability as measured at fair value through profit or loss: if it prevents an accounting mismatch due to the measurement of assets, liabilities, income and/or expenses on various bases; and if the group of financial assets and liabilities is managed and their performance is measured at fair value, in accordance with a documented risk management or investment strategy.

***Impairment of financial assets***

The Company recognizes a provision for losses (impairment) for expected credit losses for all financial assets measured at amortized cost or fair value through other results (except equity participation), as well as on contracted assets.

Credit loss is the difference between all contracted cash flows of the Company that exceed the maturity in accordance with the contract and all cash flows that the Company expects to receive, discounted at the original effective interest rate. The discount factor depends on the effective interest rate on initial recognition and the maturity of the instrument. If the instrument is expected to be repaid within 12 months, the discount factor is 1.

Expected credit losses represent weighted average credit losses with default risks used as weights to reflect an impartial and probability weighted amount determined by evaluating a range of possible outcomes.

The Company applies a simplified approach for the purpose of calculating expected credit losses at the level of individual receivables, taking into account collateral, received advances and deposits, as well as subscriptions.

NOTES TO THE FINANCIAL STATEMENTS – 30<sup>th</sup> September 2022

The Company considers event of unfulfilled liability occurred if the receivables are not collected within 90 days after maturity.

On the balance sheet date the company performs adjustment of value based on expected credit losses, ie. Performs adjustment of all receivables value with maturity over 90 days (event of default), where there is a risk of default.

**3.12. Provisions, potential assets and contingent liabilities**

A provision, in accordance with IAS 37, provisions, contingent liabilities and contingent assets, is a liability of uncertain maturity or amount that exists at the balance sheet date.

The Company recognizes a provision only if the following three conditions are met:

- when the Company has a present obligation (legal or derivative) as a result of a past event,
- when it is probable that an outflow of resources embodying economic benefits will be required to settle the obligation and
- when a reliable estimate of the amount of the liability can be made.

The essence of the provision is to be formed only for liabilities arising from past events, which exist independently of the future actions of the Company. Hence, provisions are not recognized for future operating losses.

For the purpose of recognizing a provision, it is considered probable that the required settlement of the Company's liabilities will cause an outflow of resources embodying economic benefits; when it is more probable than not that the outflow will be required, ie. the settlement of Company's liabilities will cause an outflow of resources will be required more than likely not to.

Provisions can be formed on various bases, namely: for costs within the warranty period, for the costs of restoring natural resources, for retained collateral and deposits, for restructuring costs, for compensation and other benefits of employees, for litigation costs and other bases.

When measuring a provision, the amount recognized as a provision is the best estimate of the Company's expenses required to settle the present obligation at the balance sheet date. In other words, it is the amount that the Company would pay at the balance sheet date to settle the obligation or to transfer that obligation to a third party.

Provisions for costs and risks are monitored by type, reviewed at each balance sheet date and adjusted to reflect the best current estimate. If it is no longer probable that an outflow of resources will be required to settle the obligation, the provision is reversed. Cancellation of the provision is made in favor of revenue.

When the effect of the time value of money is significant, the amount of the provision represents the present value of the Company's expenses that are expected to be required to settle the obligation. When calculating present value, discount rates are used, ie. pre-tax rates, which reflect current market estimates of the time value of money and liability-specific risks.

The contingent liability is:

- a possible liability arising from past events and whose existence will be confirmed only by the occurrence or non-occurrence of one or more uncertain future events that are not fully under the control of the Company or
- a present obligation that arises from past events but is not recognized because it is unlikely that an outflow of resources embodying economic benefits will be required to settle the obligation, or the amount of the obligation cannot be estimated reliably.

NOTES TO THE FINANCIAL STATEMENTS – 30<sup>th</sup> September 2022

The contingent liability is not recognized in the financial statements of the Company, but, in case the outflow of economic benefits is possible, and the possibility of outflow of resources is not very small, it is disclosed.

The contingent liability is reassessed (at least at the balance sheet date). When an outflow of resources embodying economic benefits is probable, the provision and expense are recognized in the Company's financial statements in the period in which the change in probability occurs (except in rare circumstances where a reliable estimate cannot be made).

Contingent assets are possible assets that arise from past events and whose existence will be confirmed only by the occurrence or non-occurrence of one or more uncertain future events that are not fully under the control of the Company.

Potential assets are not recognized in the Company's financial statements, but are disclosed if an inflow of economic benefits is probable.

Contingent assets are re-evaluated on an ongoing basis (at least at the balance sheet date) to ensure that the financial statements adequately reflect the development of the event in question. If it becomes certain that an inflow of economic benefits from potential assets will arise, the assets and income associated with it are recognized in the Company's financial statements in the period in which the change occurs.

### 3.12. Fair value

Fair value in accordance with IFRS 13 - Fair Value Measurement is the price that would be received to sell an asset, or paid to transfer a liability in a regular transaction between market participants at the measurement date; assuming that the participants are acting in their best economic interest.

Fair value is a market-based measurement, not a company-specific measurement.

Fair value measurement is performed for a specific asset or liability, taking into account the characteristics of the asset or liability that market participants would take into account when determining the price. These are, for example, the following characteristics:

- condition and location of property and
- restrictions, if any, on the sale and use of property.

The measurement of fair value is done under the assumption that the transaction of sale of assets or transfer of liabilities takes place either:

- in the primary market for an asset or liability or
- in the absence of a primary market, in the most favorable market for an asset or liability.

If there is a primary market, fair value will represent the price in that market (whether the price is directly observable or estimated using another valuation technique), even if the price in another market is potentially more favorable at the measurement date.

Basically, all fair value assessment techniques can be divided into three groups:

- market access - using prices and other relevant information generated in transactions with identical or comparable assets or liabilities;
- cost approach (replacement cost) - the price that would be charged for the property is based on the cost of the market participant (buyer) for the acquisition or construction of replacement property of comparable benefit, adjusted for obsolescence;
- income approach - fair value, as the equivalent of the present value of future net cash flows expected from these of the asset, reflects current market expectations about those future amounts.



NOTES TO THE FINANCIAL STATEMENTS – 30<sup>th</sup> September 2022

Fair value estimation uses valuation techniques that are appropriate to the circumstances and for which sufficient data are available to measure fair value, making maximum use of relevant observable inputs and using undetectable inputs as little as possible.

Input, which may be observable or inconspicuous, is the assumption used by market participants to determine the price of an asset or liability, including risk assumptions, such as the risk inherent in a given valuation technique used in measuring fair value (such as the pricing model); and the risk inherent in the inputs to the assessment technique.

The fair value hierarchy is classified into three levels, according to the inputs for the valuation technique used in determining fair value. In this context:

- the highest priority is given to fair value determined on the basis of level 1 inputs,
- medium priority to fair values determined on the basis of level 2 inputs, and
- the lowest priority of fair values determined on the basis of level 3 inputs.

Level 1 inputs are quoted prices (unadjusted) in an active market for identical assets and liabilities that the Company has access to at the measurement date, with emphasis on determining both of the following elements:

- the primary market for the asset or liability or, in the absence of the primary market, the most favorable market for the asset or liability; and
- whether the Company can realize a transaction related to an asset or liability at market price on the measurement date.

Level 2 inputs are quoted prices for similar assets or liabilities in an active market, quoted prices for identical or similar assets or liabilities in markets that are not active, and the like. Depending on the characteristics (condition and location of assets, volume and level of activity in the markets where inputs are observed, etc.) assets and "benchmark" assets, inputs are adjusted when measuring fair value.

Level 3 inputs are inconspicuous inputs (for example, projected income statement or cash flow of a cash-generating unit) for assets and liabilities used in estimating fair value when there is little or no market activity related to assets and liabilities at the time of measurement.

In the absence of any reliable inputs, when approximating the fair value (when estimating the fair value of illiquid securities, etc.), the purchase value can be taken.

### 3.13. Overview of significant accounting estimates

The presentation of financial statements requires management to use the best possible estimates and reasonable assumptions, which have an effect on the presented values of assets and liabilities as well as disclosure of contingent receivables and liabilities at the date of preparation of financial statements, income and expenses during the reporting period. These estimates and assumptions are based on information available at the date of preparation of the financial statements. Actual amounts may differ from those estimated.

The following are key assumptions regarding the future and other sources of estimating uncertainty at the balance sheet date that pose a significant risk, for material adjustments to the amount of balance sheet items in the next financial year.

#### ***Determining the leasing period and incremental interest rate***

The duration of the lease is the irrevocable period during which the lessee has the right to use the property, together with:

- periods covered by any eventual lease extension option if there is a realistic likelihood that the lessee will take advantage of that lease, and
- periods covered by any eventual option to terminate the lease if there is a realistic likelihood that the lessee will not exercise that option.

When determining the duration of the lease, all the facts and circumstances related to the possibility of extension, ie. not to use the option to terminate the contract, were considered.

NOTES TO THE FINANCIAL STATEMENTS – 30<sup>th</sup> September 2022

The lease liability is initially measured at the present value of future lease payments outstanding up to that date, discounted at the interest rate contained in the lease. If this rate cannot be easily determined, as is the case with leasing contracts, the incremental borrowing rate of the lessee is applied. Incremental interest rate of indebtedness is the interest rate that the lessee would have to pay to borrow within a similar period and with similar guarantees the funds necessary for the acquisition of assets of similar value such as assets with the right to use in a similar economic environment.

The Company has set an incremental interest rate for each individual lease agreement.

The Company recognized the first application of IFRS 16 on 1<sup>st</sup> January 2021, by applying a modified retrospective approach in which it recognizes assets with the right of use in the amount equal to the lease obligation.

**Depreciation and depreciation rate**

Depreciation calculation and depreciation rates are based on the projected economic life of property, plant and equipment. Once a year, the Company estimates the economic life based on current forecasts.

Depreciation rates, which were used in the business 2022 year, as well as depreciation rates calculated based on the useful life of assets that were applied in 2021, are shown in the table below:

	%	
	2022	2021
<b>Buildings:</b>		
Electricity and water management facilities	2.33 - 20	2.33 - 20
Roads, airports and parking lots	2.27 - 50	2.27 - 50
Other buildings	2.86 - 100	2.86 - 100
<b>Equipment:</b>		
New specific equipment	2.50 - 50	2.50 - 50
Road traffic equipment	3.33 - 50	3.33 - 50
Equipment for PTT traffic and TV	33.33 - 50	33.33 - 50
Air traffic equipment	2.86 – 16.67	2.86 – 16.67
Measuring and control apparatus and specific apparatus	5 – 12.50	5 – 12.50
Electronic, computing machines and computers	5.26 – 33.33	5.26 – 33.33
General purpose furniture and appliances	2.84 – 7.69	2.84 – 7.69
Road traffic equipment leased	6.67 – 11.11	6.67 – 11.11
Equipment and plants	2.94 - 100	2.94 - 100
Tools and inventory	- 3.57	- 3.57
<b>Intangible assets:</b>		
<i>Softwares and licences</i>	33.33	33.33

**Impairment of uncollectible receivables**

On the balance sheet date, the Company makes value adjustments based on expected credit losses, ie makes value adjustments for all receivables that are over 90 days late (occurrence of default event), and for which there is a risk of default. In estimating the appropriate amount of impairment loss for doubtful receivables, the Company relies on the age of the receivable, previous experience with write-off, creditworthiness of customers and the estimated probability of default. Management believes that no additional value adjustment of receivables is required, other than the value adjustment already shown in the financial statements.

NOTES TO THE FINANCIAL STATEMENTS – 30<sup>th</sup> September 2022**Fair value of long-term receivables**

Determining the fair value of long-term receivables based on the annual concession fee is performed by the method of discounting cash flows, ie. the present value of future cash inflows is calculated by applying the discount rate. The discount factor depends on the effective interest rate and maturity of the receivables. The applied interest rate is the rate that the Company calculates and charges annually based on the delay in the payment of the concession fee.

**Court disputes (Litigation)**

In general, provisions are significantly subject to estimates. The Company assesses the probability that adverse events may occur as a result of past events and assesses the amount required to settle the obligation. Assessment of contingent liabilities based on litigation is performed by internal expert services or external advisors.

Although the Company respects the precautionary principle in its assessment, as there is a high degree of uncertainty, in some cases the actual results may deviate from these estimates.

**Fair value**

Fair value for disclosure purposes in accordance with the requirements of IFRS 13 is defined as the price that would be acquired for the sale of an asset, or paid to transfer a liability in a regular transaction between market participants at the measurement date.

The Company's business policy is to disclose information about the fair value of assets and liabilities for which there is official market information and when the fair value differs significantly from the carrying amount. There is not enough market experience in the Republic of Serbia, as well as stability and liquidity in the purchase and sale of receivables and other financial assets and liabilities, as official market information is not available at all times. Therefore, fair value cannot be reliably determined in the absence of an active market. The Management Board of the Company performs a risk assessment and in cases when it is estimated that the value at which the assets are kept in the business books will not be realized, it performs value adjustment. In the opinion of the Company's management, the amounts in these financial statements reflect the value that, in the circumstances, is the most reliable and useful for reporting purposes.

The Company measures the fair value of assets and liabilities using assumptions that market participants would use in determining the price of the asset or liability, assuming that market participants act in their best economic interest. Fair value is the price that would be charged or paid to transfer the liability in a regular transaction in the primary or most favorable market at the measurement date, under current market conditions, regardless of whether that price is directly observable or estimated using another valuation technique. The value estimation techniques, which are used to measure fair value, should make maximum use of relevant observable inputs and minimize the use of unobservable inputs.

In order to increase consistency and comparability in measuring fair value and related disclosures, a fair value hierarchy is established which classifies into three levels of inputs for valuation techniques, which are used in measuring fair value according to the structure that follows:

Level 1 inputs - are quoted prices (unadjusted) in an active market for identical assets and liabilities to which the entity has access at the measurement date.

Level 2 inputs - are inputs that are not quoted prices included in level 1 that are observable for the asset or liability, either directly or indirectly. These inputs include the following: quoted prices for similar assets or liabilities in an active market.

Level 3 inputs - are unobtrusive inputs for assets or liabilities, which the entity develops using the best information available in the circumstances. Thus, all reasonably available information on the assumptions of market participants is considered. Unobtrusive inputs are considered market participants' assumptions and meet the fair value measurement objective.

NOTES TO THE FINANCIAL STATEMENTS – 30<sup>th</sup> September 2022

## 4. OTHER OPERATING INCOME

Structure of other operating revenues	in 000 RSD	
	I-IX 2022	I-IX 2021
Stamp revenue	6,375	6,375
Revenues from periodic concession fee	446,650	422,163
Decrease in revenue based on OS transferred to Active accruals (assets given to use on the 1st day of the beginning of the Concession Agreement)	(48,515)	(88,964)
Income from non - monetary compensation (property) - Land	89,606	89,606
Income from non - monetary compensation (property) - Buildings	28,208	-
Revenues from pre-invoiced costs	3,787	4,516
<b>Total</b>	<b>526,111</b>	<b>433,696</b>

As explained in point 3.9 of the Note, the Company recognized the following as an income:

- Revenue based on the Minimum Annual Concession Fee in accordance with the Concession Agreement in the period in which it is incurred. Revenue on this basis is RSD 446,650 thousand.
- Part of the compensation based on the transfer of the right to use other assets (movable Concession assets that are not airport infrastructure and closely related assets to infrastructure that will be used by SPC until the end of their useful life) in terms of revenue reduction during the duration of the concession which amounts to, for the period from January-September 2022, RSD 48,515 thousand, in accordance with the requirements of IFRS 16.
- Income based on non-monetary compensation related to deferred income for Additional land based on the transfer of ownership rights in the amount of RSD 89,606 thousand.
- Revenue based on non-monetary compensation related to accrued income for Obligatory works, works on construction and reconstruction, maintenance and arrangement of the infrastructure of AD Aerodroma Nikola Tesla (CAPEX) which represent investment maintenance, and based on the receipt of built facilities: Remote parking, Substation " Parking" and Solid Waste Treatment Plant - land zone in the total amount of RSD 28,208 thousand.

## 5. COST OF MATERIALS, FUEL AND ENERGY

Structure of cost of materials	in 000 RSD	
	I-IX 2022	I-IX 2021
Overhead costs (office and other materials)	354	629
Inventory costs	44	86
Gasoline and diesel fuel costs	829	610
<b>Total</b>	<b>1,227</b>	<b>1,325</b>

NOTES TO THE FINANCIAL STATEMENTS – 30<sup>th</sup> September 2022

## 6. SALARY EXPENSES, SALARY COMPENSATION AND OTHER PERSONAL EXPENSES

Structure of salary expenses, salary compensation and other personal income	In 000 RSD	
	I-IX 2022	I-IX 2021
Gross earnings and earnings allowances	86,184	82,696
Taxes and contributions borne by the employer	13,885	13,659
Costs of fees under the contract of work and copyright	690	496
Costs of fees under the contract on temporary and occasional jobs	3,831	3,847
Fee costs for members of the Supervisory Board, SA, Audit Committee	7,180	6,316
<b>Other personal expenses:</b>		
Transportation costs	903	756
Official expenses	1,324	
Voluntary pension insurance premiums	4,143	3,433
Solidarity assistance (newborns, treatments, and other)	944	1,232
<i>Other personal expenses</i>	-	4
<b>Overall</b>	<b>7,314</b>	<b>5,425</b>
<b>Total</b>	<b>119,084</b>	<b>112,439</b>

## 7. COST OF PRODUCTION SERVICES

Structure of costs of production services	in 000 RSD	
	I-IX 2022	I-IX 2021
<i>Costs of telephone and other telecommunication services</i>	2,242	2,552
<i>Costs of maintenance services</i>	5,451	4,673
<i>Rental costs</i>	332	22,039
<b>Costs of other production services</b>		
<i>Costs of safety and health at work services</i>	24	-
<i>Costs of other services</i>	23	294
<b>Subtotal</b>	<b>47</b>	<b>294</b>
<b>TOTAL</b>	<b>8,072</b>	<b>29,558</b>

NOTES TO THE FINANCIAL STATEMENTS – 30<sup>th</sup> September 2022

## 8. DEPRECIATION COSTS

Structure of depreciation costs	in 000 RSD	
	I-IX 2022	I-IX 2021
Depreciation costs for intangible assets	11,121	10,923
Depreciation costs for property	212,977	230,819
Depreciation costs for equipment	196,799	210,381
Depreciation costs for property and equipment leasing	19,733	-
<b>Total</b>	<b>440,630</b>	<b>452,123</b>

## 9. PROVISION COSTS

Provision cost structure	in 000 RSD	
	I-IX 2022	I-IX 2021
Provisions for severance pay upon retirement		
Provisions for jubilee awards		
Provisions for litigation	3,200	8,000
<b>Total</b>	<b>3,200</b>	<b>8,000</b>

## 10. INTANGIBLE COSTS

Structure of intangible costs	in 000 RSD	
	I-IX 2022	I-IX 2021
<b>Costs of non-productive services:</b>		
Costs of cleaning services	377	818
Costs of consulting services	2,350	1,458
Cost of professional training services	110	98
Costs for services on existing PIS software	483	2,160
Costs of other non-productive services	282	3,024
<b>Subtotal</b>	<b>3,602</b>	<b>7,558</b>
Representation costs	2,152	890
Insurance costs	563	330
Payment transaction costs	421	432
Membership fees costs	423	372
Tax fees costs	66,267	66.683
Other intangible costs	4,591	4.808
<b>Total</b>	<b>78,019</b>	<b>81.073</b>

NOTES TO THE FINANCIAL STATEMENTS – 30<sup>th</sup> September 2022

## 11. FINANCIAL REVENUES

Structure of financial income	in 000 RSD	
	I-IX 2022	I-IX 2021
Interest income	3,395	3,884
<b>Positive exchange rate differences and negative effects of the currency clause</b>		
Positive exchange rate differences	41,415	20,135
Revenues from the effect of the currency clause	4	-
<b>Subtotal</b>	<b>41,419</b>	<b>20,135</b>
Other financial income		
<b>Total</b>	<b>44,814</b>	<b>24,019</b>

## 12. FINANCIAL EXPENSES

Structure of financial expenses	in 000 RSD	
	I-IX 2022	I-IX 2021
Interest expenses	5	1
<b>Negative exchange rate differences and negative effects of the currency clause</b>		
<i>Negative exchange rate differences</i>	2,095	4,781
<i>Negative effects of currency clause</i>	393	13
<b>Subtotal</b>	<b>2,488</b>	<b>4,794</b>
Other financial expenses	435	
<b>Total</b>	<b>2,928</b>	<b>4,804</b>

## 13. REVENUES FROM ADJUSTMENT OF VALUE OF OTHER ASSETS

Structure of income from valuation adjustments of other assets stated at fair value through Income statement	in 000 RSD	
	I-IX 2022	I-IX 2021
Income from adjustment of receivables from individuals for housing loans based on collection and assessment of fair value		
Revenue from adjusting the value of trade receivables for services		
<b>Total</b>	<b>-</b>	<b>-</b>

NOTES TO THE FINANCIAL STATEMENTS – 30<sup>th</sup> September 2022

## 14. REVENUES FROM ADJUSTMENT OF FINANCIAL ASSETS VALUE

Structure of expenses from adjusting the value of other assets that are stated at fair value through the Income statement	in 000 RSD	
	I-IX 2022	I-IX 2021
Impairment of long-term receivables		
Expenses from adjusting the value of trade receivables		
Expenses from adjusting the value of given advance payments		
Expenses from adjusting the value of other receivables		
Expenses from adjusting the value of financial placements and capital share		
<b>Total</b>	-	-

## 15. OTHER REVENUES

Structure of other income	in 000 RSD	
	I-IX 2022	I-IX 2021
Profits from the sale of equipment as a secondary raw material	16,706	1,150
Collected written-off (corrected) receivables	96,369	1,986
Revenues from the abolition of long-term provisions for litigation	6,000	-
Revenues from contracted revaluation of housing loans	2,097	629
Revenues from reduction of liabilities	4	209
<b>Other not stated revenues:</b>		
Revenues from damages from legal entities and individuals	9,903	98,020
Other	38	-
<b>Subtotal</b>	<b>9,941</b>	<b>98,020</b>
<b>Total</b>	<b>131,117</b>	<b>101,994</b>

Other income mostly refers to the collection of claims from Jat-Tehnika based on the Protocol in the total amount of RSD 105,831,349 thousand.

## 16. OTHER EXPENSES

Structure of other expenses	in 000 RSD	
	I-IX 2022	I-IX 2021
Losses from sale / disposal of equipment and materials	1,241	4,027
Expenses based on direct write-offs of receivables	-	-
<b>Other not stated expenses:</b>		
Court costs	3,674	4,889
Other	1	-
<b>Subtotal</b>	<b>3,675</b>	<b>4,889</b>
<b>Total</b>	<b>4,916</b>	<b>8,916</b>



NOTES TO THE FINANCIAL STATEMENTS – 30<sup>th</sup> September 2022

## 17. NET PROFIT / LOSS DUE TO ERROR CORRECTION FROM THE PREVIOUS PERIOD

Structure of net profit/loss on previous error correction	in 000 RSD	
	I-IX 2022	I-IX 2021
Subsequent revenue from previous years	537	5,124
Subsequent expenses from previous years	(72)	(2,776)
<b>Net profit/loss on previous error correction</b>	<b>465</b>	<b>2,348</b>

## 18. PROFIT/LOSS BEFORE TAXATION

Structure of gross results	in 000 RSD	
	I-IX 2022	I-IX 2021
Operating income	526,111	433,696
Operating expenses	650,232	684,518
<b>Operating results</b>	<b>(124,121)</b>	<b>(250,822)</b>
Financial income	44,814	24,019
Financial expenses	2,928	4,804
<b>Financial result</b>	<b>41,886</b>	<b>19,215</b>
Income from adjusting the value of other assets at fair value through profit and loss statement	-	-
Other revenues	131,117	101,994
Expenses from adjusting the value of other assets at fair value through Profit and loss statement	-	-
Other expenses	4,916	9,413
<b>Result of other revenue and expense</b>	<b>126,201</b>	<b>92,581</b>
Net profit from discontinued operations, changes in accounting policies and corrections of errors from the previous period	465	2,348
Net loss from discontinued operations, changes in accounting policies and corrections of errors from the previous period		
<b>TOTAL OF INCOME</b>	<b>702,579</b>	<b>564,833</b>
<b>TOTAL OF EXPENDITURE</b>	<b>658,148</b>	<b>701,511</b>
<b>PROFIT/LOSS BEFORE TAXATION</b>	<b>44,431</b>	<b>(136,678)</b>

NOTES TO THE FINANCIAL STATEMENTS – 30<sup>th</sup> September 2022

## 19. INCOME TAX AND NET INCOME /(LOSS)

Tax calculation structure of income and net income /(loss)	in 000 RSD	
	I-IX 2022	I-IX 2021
Income (loss) before taxation	44,431	(136,678)
Capital income (loss) reported in Income statement		
Adjustment and correction of income / (expenditure) in the tax balance		
<b>Taxable income / (loss)</b>	<b>44,431</b>	<b>(136,678)</b>
The amount of loss from the tax balance from previous years up to the amount of taxable income		
The rest of the taxable profit	<b>44,431</b>	-
Capital gains / (losses) calculated in accordance with the Law		
Transferred capital losses from previous years up to the amount of capital gain in accordance with the Law		
The rest of capital income	-	-
Tax base	<b>44,431</b>	-
Calculated tax (15% of the tax base)		-
Total deductions of calculated tax		
<b>Calculated tax after the deduction</b>	-	-
Income/(loss) before taxation	44,431	(136,678)
<b>Tax (expenditure) of the period</b>	-	-
<b>Deferred tax income / (expense) for the period</b>	-	1,260
<b>Net profit /loss</b>	<b>44,431</b>	<b>(135,418)</b>
<b>Effective tax rate</b>	<b>0.00%</b>	<b>0.92%</b>

## 20. PROFIT PER SHARE

Indicator	in 000 RSD	
	I-IX 2022	I-IX 2021
Net acquisition belonging to owners	44,431	(135,418)
Average weighted number of shares	35,026,129	35,026,129
<b>Profit per share (in RSD)</b>	<b>1.27</b>	<b>(3.87)</b>

NOTES TO THE FINANCIAL STATEMENTS – 30<sup>th</sup> September 2022

## 21. INTANGIBLE ASSETS

in 000 RSD

Intangible assets structure	Concessions, patents, licenses, software and other rights	Intangible assets in preparation	Total
<b><u>Procurement value</u></b>			
Opening balance on 1 <sup>st</sup> January 2021	43,817		43,817
Adjustment of the opening balance			0
<b>Balance on 1<sup>st</sup> January 2021 after adjustment</b>	<b>43,817</b>	-	<b>43,817</b>
Procurement during the year		980	980
Transfer from intangible assets in progress			-
Other			-
<b>Balance on 31<sup>st</sup> December 2021</b>	<b>43,817</b>	<b>980</b>	<b>44,797</b>
Adjustment of the opening balance			0
<b>Balance on 1<sup>st</sup> January 2022 after adjustment</b>		<b>980</b>	<b>44,797</b>
Procurement during the year		3,219	3,219
Transfer from intangible assets in progress	4,199	(4,199)	-
Disposals, expenditures and sales			-
Transfer to Active accruals			-
Other			-
<b>Balance 30<sup>th</sup> September 2022</b>	<b>48,016</b>	-	<b>48,016</b>
<b><u>Value adjustment</u></b>			
Opening balance on 1 <sup>st</sup> January 2021	9,738		9,738
Adjustment of the opening balance			-
<b>Balance on 1<sup>st</sup> January 2021 after adjustment</b>		-	<b>9,738</b>
Depreciation in the current year	14,604		14,604
Other			-
<b>Balance on 31<sup>st</sup> December 2021</b>	<b>24,342</b>	-	<b>24,342</b>
Correction of the opening balance			-
<b>Balance on 1<sup>st</sup> January 2022 after adjustment</b>		-	<b>24,342</b>
Depreciation in the current year	11,121		11,121
Disposals, expenditures and sales			-
Other			-
<b>Balance on 30<sup>th</sup> September 2022</b>	<b>35,463</b>	-	<b>35,463</b>
<b><u>Net current value</u></b>			
<b>31<sup>st</sup> December 2021</b>	<b>19,475</b>	<b>980</b>	<b>20,455</b>
<b>30<sup>th</sup> September 2022</b>	<b>12,553</b>	-	<b>12,553</b>

During 2022, investments were made in intangible assets - licenses in the amount of RSD 3,219 thousand.

NOTES TO THE FINANCIAL STATEMENTS- 30<sup>th</sup> September 2022

## 22. PROPERTIES, PLANTS, EQUIPMENT AND BIOLOGICAL FUNDS - 2021

n 000 RSD

Structure od properties, plants and equipment for 2021	Land	Buildings	Equipment	Leased properties and equipment with right of use longer than a year	Investments in progress	Total- properties, plants and equipment
<b>Intangible assets structure</b>						
<b>Procurement value</b>	<b>14.180.349</b>	<b>11,220,498</b>	<b>4,119,338</b>	-	<b>61,160</b>	<b>29,581,345</b>
<b>Opening balance on 1<sup>st</sup> January 2021</b>						-
Adjustment of the opening balance	<b>14.180.349</b>	<b>11,220,498</b>	<b>4,119,338</b>	-	<b>61,160</b>	<b>29,581,345</b>
<b>Balance on 1<sup>st</sup> January 2021 after adjustment</b>				84,868	80,400	165,268
Procurement during the year			240		(240)	-
Transfer from intangible assets in progress			(7,453)			(7,453)
Other		4,306				4,306
<b>Balance on 31<sup>st</sup> December 2021</b>	<b>14.180.349</b>	<b>11,224,804</b>	<b>4,112,125</b>	<b>84,868</b>	<b>141,320</b>	<b>29,743,466</b>
Adjustment of the balance						
<b>Balance on 1<sup>st</sup> January 2021</b>	-	<b>806,234</b>	<b>547,021</b>	-	-	<b>1,353,255</b>
Depreciation in the current year	-	-	-	-	-	-
Disposals, expenditures and sales	-	<b>806,234</b>	<b>547,021</b>	-	-	<b>1,353,255</b>
Other	-	278,315	274,815	28,308	-	581,438
Transfer to Active accruals	-		(3,164)	-	-	(3,164)
Other		(1)	-	-	-	(1)
<b>Balance on 31<sup>st</sup> December 2021</b>	-	<b>1,084,548</b>	<b>818,672</b>	<b>28,308</b>	-	<b>1,931,528</b>
<b>Net current value</b>						
<b>1<sup>st</sup> January 2021</b>	<b>14,180,349</b>	<b>10,414,264</b>	<b>3,572,317</b>	-	<b>61,160</b>	<b>28,228,090</b>
<b>31<sup>st</sup> December 2021</b>	<b>14,180,349</b>	<b>10,414,264</b>	<b>3,572,317</b>	<b>56,560</b>	<b>141,320</b>	<b>27,811,938</b>

НАПОМЕНЕ УЗ ФИНАНСИЈСКЕ ИЗВЕШТАЈЕ - 30. септембар 2022. године

22a. PROPERTIES, PLANTS AND EQUIPMENT- 2022

in 000 RSD

Structure of properties, plants and equipment and biological fund for 2022	Land	Buildings	Equipment	Leased properties and equipment with right of use longer than a year	Investments in progress	Total- properties, plants and equipment
<b>Intangible assets structure</b>						
<b>Procurement value</b>	<b>14,180,349</b>	<b>11,224,804</b>	<b>4,112,125</b>	<b>84,868</b>	<b>141,320</b>	<b>29,743,466</b>
Opening balance on 1 <sup>st</sup> January 2021	-	-	-	-	-	-
Adjustment of the opening balance	14,180,349	11,224,804	4,112,125	84,868	141,320	29,743,466
<b>Balance on 1<sup>st</sup> January 2021 after adjustment</b>				84,868	80,400	165,268
Procurement during the year			240		(240)	-
Transfer from intangible assets in progress			(7,453)			
Other		4,306				
<b>Balance on 30<sup>th</sup> September 2022</b>	<b>14,180,349</b>	<b>11,224,804</b>	<b>4,112,125</b>	<b>84,868</b>	<b>141,320</b>	<b>29,743,466</b>
Adjustment of the balance						
<b>Balance on 1<sup>st</sup> January 2022</b>	-	<b>1,084,548</b>	<b>818,672</b>	<b>28,308</b>	-	<b>1,931,528</b>
Depreciation in the current year	-	-	-	-	-	-
Disposals, expenditures and sales	-	<b>1,084,548</b>	<b>818,672</b>	<b>28,308</b>	-	<b>1,931,528</b>
Other	-	212,977	196,799	19,733	-	429,509
Transfer to Active accruals	-	(120,405)		(3,267)	-	(123,672)
Other						
<b>Balance on 30<sup>th</sup> September 2022</b>	-	<b>1,177,120</b>	<b>1,015,471</b>	<b>44,774</b>	-	<b>2,237,365</b>
<b>Net current value</b>						
<b>1<sup>st</sup> January 2022</b>	<b>14,180,349</b>	<b>10,140,256</b>	<b>3,293,453</b>	<b>56,560</b>	<b>141,320</b>	<b>27,811,938</b>
<b>30<sup>th</sup> September 2022</b>	<b>14,180,349</b>	<b>10,753,479</b>	<b>3,097,505</b>	<b>42,485</b>	<b>220,826</b>	<b>28,294,644</b>

NOTES TO THE FINANCIAL STATEMENTS – 30<sup>th</sup> September 2022

Total investments in real estate, plants and equipment in the period January- September 2022 amount to RSD 913,455 thousand and mostly relate to the receipt of constructed facilities by SPC and transferred to the Company free of charge: Remote parking, Substation "Parking" and Plant for the treatment of solid waste - land area in the total amount of RSD 827,441 thousand on the basis of Mandatory works, works on construction and reconstruction, maintenance and arrangement of the infrastructure of JSC Airport Nikola Tesla (CAPEX), as well as expert supervision in connection with the implementation of Obligatory works by DPN in the amount of RSD 79,506 thousand.

Property, plants and equipment total RSD 28,294,644 thousand as of 30<sup>th</sup> September 2022r and refer to the Concession funds provided for use in the amount of RSD 28,009,267 thousand, while the funds used by the Company amount to RSD 64,551 thousand and ongoing investments of RSD 220,826 thousand.

## 23. LONG TERM FINANCIAL INVESTMENTS

Structure of the long- term investments	in 000 RSD	
	30/09/2022	31/12/2021
Share in the equity of other legal entities	20,086	378,684
Long-term investments given to former employees	185,717	183,989
Other long term investments	4,179	4,179
Long-term receivables	561,683	562,948
<b>Subtotal</b>	<b>771,665</b>	<b>1,129,800</b>
<b>Adjustment of value</b>	<b>(115,689)</b>	<b>(474,388)</b>
<b>Total</b>	<b>655,976</b>	<b>655,412</b>

## 23a. SHARE IN THE CAPITAL OF OTHER LEGAL PERSONS

Capital share structure	in 000 RSD	
	30/09/2022	31/12/2021
Shares in banks in liquidation:		
Privredna banka JSC Belgrade	392	392
Union banka JSC Belgrade in liquidation	667	667
Beogradska banka JSC Belgrade in liquidation	18,988	18,988
Beobanka JSC Belgrade in liquidation	38	38
Minus: Value adjustment	(20,085)	(20,085)
<b>Subtotal</b>	<b>-</b>	<b>-</b>
<b>Shares in foreign entities:</b>		
Mondijal-Bodrum -Turkey	-	358,598
Societe International de Telecommun. Aeronautiques Swisse (SITA)	1	1
Minus: Value adjustment	(1)	(358,599)
<b>Subtotal</b>	<b>-</b>	<b>-</b>
<b>Total</b>	<b>-</b>	<b>-</b>

NOTES TO THE FINANCIAL STATEMENTS – 30<sup>th</sup> September 2022

## 23b. OTHER LONG-TERM INVESTMENTS AND LONG-TERM RECEIVABLES

Structure of other long-term investments and long term receivables	in 000 RSD	
	30/09/2022	31/12/2021
<b>Structure of other long-term investments</b>		
<i>Long-term housing loans given to former employees without revaluation</i>	48	48
<i>Long-term housing loans given to former employees – currency clause</i>	158,987	159,199
<i>Long-term housing loans given to former employees with revaluation and interest</i>	25,421	23,559
<i>Long-term housing loans given to former employees with revaluation within 6 months</i>	183	176
<i>Long-term housing loans given to former employees with revaluation</i>	1,086	1,007
<i>Minus: Value adjustment</i>	(46,582)	(46,582)
<b>Subtotal</b>	<b>139,136</b>	<b>137,407</b>
<b>Other long-term investments:</b>		
Funds for membership/deposit in Societe International deTelecommunications Aeronautiques Swisse (SITA)	4,179	3,847
<i>Minus: Value adjustment</i>	(4,179)	(3,847)
<b>Свєга</b>	-	-
<b>Long-term receivables:</b>		
<i>Belgrade Airport doo- Concession fee for 2021</i>	561,683	562,948
<i>Minus: Value adjustment- reduction to fair value by discounting cash flows</i>	(44,843)	(44,943)
<b>Subtotal</b>	<b>516,840</b>	<b>518,005</b>
<b>Total</b>	<b>655,976</b>	<b>655,412</b>

Total receivables from former employees for long-term loans for the purchase and purchase of apartments as of 30<sup>th</sup> September 2022 are RSD 143,782 thousand. The foregoing refers to approved loans to employees for housing needs granted for a period of 20 - 40 years. Assessment of the fair value of housing loans with balance as of 12/31/2021. was carried out by an authorized appraiser by projecting future cash flows based on the collection of receivables for housing loans, using discount rates: from 3.7% to 7.4%, depending on whether and at what time intervals housing loans are revalued or contracted with currency clause, whether they have a contracted interest rate or are contracted without an interest rate.

NOTES TO THE FINANCIAL STATEMENTS – 30<sup>th</sup> September 2022

## 24. PAID ADVANCES FOR INVENTORIES AND SUPPLIES

Paid advances for inventories and services structure	in 000 RSD	
	30/09/2022	31/12/2021
Advances for domestic services	7,909	5,013
Advances for foreign services	240	240
Minus: Value adjustment	(3,536)	(3,536)
<b>Total</b>	<b>4,613</b>	<b>1,717</b>

## 25. RECEIVABLES FROM SALE

Structure of receivables from sale	in 000 RSD	
	30/09/2022	31/12/2021
Customers in the country:	144,081	240,591
Minus: Value adjustment	(138,517)	(234,840)
<b>Subtotal</b>	<b>5,564</b>	<b>5,751</b>
<b>Customers abroad</b>		
<i>Customers abroad</i>	43,631	46,130
Minus: Value adjustment	(43,202)	(43,202)
<b>Subtotal</b>	<b>429</b>	<b>2,928</b>
<b>Total</b>	<b>5,993</b>	<b>8,679</b>

The changes in the value adjustment account are shown in the following table.

Change in impairment of sales receivables	in 000 RSD	
	30/09/2022	31/12/2021
Balance as of 1 <sup>st</sup> January	278,042	279,378
Exchange rate differences		241
Additional value adjustment		
Corrected receivables collected	(96,323)	(1,577)
Direct write-off of previously corrected receivables		
<b>Total</b>	<b>181,719</b>	<b>278,042</b>

The total amount of compensation for receivables from customers in the country is RSD 138,517 thousand, which mainly refers to the compensation of receivables from domestic customers in the amount of RSD 136,096 thousand and other domestic customers in the amount of RSD 2,421 thousand. In the second quarter of 2022, corrected receivables from customers in the total amount of RSD 96,323 thousand were collected, of which RSD 96,231 thousand refers to Jat - Tehnika based on the court dispute, which was collected in full.

The total correction of the value of receivables from foreign customers in the amount of RSD 43,202 thousand refers to the correction of the value of receivables from the defendant customers in the amount of RSD 27,088 thousand and other foreign customers in the amount of RSD 16,114 thousand.

The structure of receivables from customers is shown in Note 47.II.



NOTES TO THE FINANCIAL STATEMENTS – 30<sup>th</sup> September 2022

## 26. OTHER RECEIVABLES

Structure of other receivables	in 000 RSD	
	30/09/2022	31/12/2021
<b>Receivables for interest and dividends</b>		
Receivables from customers in the country for default interest	1,817	1,817
Interest receivables on time deposits and via vista interests		385
Interest receivables from housing loans	569	297
<i>Minus: Value adjustment</i>	(1,817)	(1,817)
<b>Subtotal</b>	<b>569</b>	<b>682</b>
<b>Receivables from employees</b>		
<i>Receivables from employees</i>	598	597
<i>Minus: Value adjustment</i>	(592)	(592)
<b>Subtotal</b>	<b>6</b>	<b>5</b>
<b>Reimbursable compensation claims</b>		
Reimbursable compensation claims	15,504	15,468
<i>Minus: Value adjustment</i>	(15,295)	(15,295)
<b>Subtotal</b>	<b>245</b>	<b>173</b>
<b>Other receivables</b>		
Other receivables	31,561	31,906
<i>Minus: Value adjustment</i>	(22,109)	(22,108)
<b>Subtotal</b>	<b>9,452</b>	<b>9,798</b>
<b>Receivables for prepaid Value Added Tax</b>	<b>124,522</b>	<b>105,618</b>
<b>Total</b>	<b>134,794</b>	<b>116,276</b>

## 27. RECEIVABLES FOR MORE PAID INCOME TAX

Structure of income tax receivables	in 000 RSD	
	30/09/2022	31/12/2021
Claims for overpaid income tax	1,572,245	1,572,245
<b>Total</b>	<b>1,572,245</b>	<b>1,572,245</b>

NOTES TO THE FINANCIAL STATEMENTS – 30<sup>th</sup> September 2022

## 28. RECEIVABLES BASED ON PREPAID OTHER TAXES AND CONTRIBUTIONS

Structure of receivables based on prepaid other taxes and contributions	in 000 RSD	
	30/09/2022	31/12/2021
Receivables for prepaid taxes and deductible contributions	342	342
Receivables for prepaid fee for highlighting the company	-	29
Receivables based on prepaid property tax - New Belgrade	122	122
Receivables for prepaid fee for protection and improvement of the environment	509	546
Receivables for prepaid membership fee to Chamber of Commerce	496	-
Minus: Value adjustment	(342)	(342)
<b>Total</b>	<b>1,127</b>	<b>697</b>

## 29. SHORT - TERM LOANS, LOANS AND PLACEMENTS IN THE COUNTRY

Structure of short-term loans and credits in the country	in 000 RSD	
	30/09/2022	31/12/2021
Short-term loans and loans in the country - Short-term loan to employees (winter, heating - 6 months)	3,511	1,607
<b>Short-term financial loans granted to former employees</b>		
<i>Current maturities of long-term housing loans granted to former employees</i>	5,315	11,764
<i>Minus: Value adjustment</i>	(179)	(179)
<b>Subtotal</b>	<b>5,136</b>	<b>11,585</b>
<b>Total</b>	<b>9,647</b>	<b>13,192</b>

## 30. OTHER SHORT-TERM FINANCIAL INVESTMENTS

Structure of other short-term loans investments	in 000 RSD	
	30/09/2022	31/12/2021
<i>Current due long-term placements Societe Internatonal deTelecommunications Aeronautiques Swisse (SITA)</i>	669	669
Minus: Value adjustment	(669)	(669)
<b>Total</b>	<b>-</b>	<b>-</b>

## 31. TREASURY SHARES

Structure of treasury shares	in 000 RSD	
	30/09/2022	31/12/2021
Treasury shares	33,192	33,192
<b>Total</b>	<b>33,192</b>	<b>33,192</b>

As of 31<sup>st</sup> March 2022, the company owns 55,320 treasury shares.

NOTES TO THE FINANCIAL STATEMENTS – 30<sup>th</sup> September 2022

## 32. CASH EQUIVALENTS AND CASH

Structure of cash equivalents and cash	in 000 RSD	
	30/09/2022	31/12/2021
Current account - RSD	93,635	75,829
Current account - foreign currency	625,156	536,290
Cashier - foreign currency	8	11
<b>Total</b>	<b>718,799</b>	<b>612,130</b>

## 33. ACTIVE ACCURALS

Structure of active accruals	in 000 RSD	
	30/09/2022	31/12/2021
Short term active accruals		
Prepaid expenses related to the future period	888	221
Receivables for not invoiced income related to the current period	165,570	527
<b>Subtotal</b>	<b>166,458</b>	<b>748</b>
Long term active accruals		
Other active accruals- Fixed assets sold on the Concession Start Date	1,378,502	1,427,017
<b>Subtotal</b>	<b>1,378,502</b>	<b>1,427,017</b>
<b>Total</b>	<b>1,544,960</b>	<b>1,427,765</b>

*Receivable from the transfer of the right to use fixed assets on the Concession Commencement Date*

Pursuant to item 3.9 of the Note, Other assets that will be used by SPC until the end of the concession period that are not recognized as assets in accordance with IAS 16 on the start date but are treated as sold on the first day of the concession are other assets not closely related to infrastructure and airport equipment. Initial receivables from these assets reported on the AVR total RSD 1,760,374 thousand (Intangible assets (RSD 290,086 thousand), Equipment (RSD 1,466,573 thousand), Other equipment (RSD 3,619 thousand) and Basic herd (RSD 96 thousand)). These receivables are reduced by the amount of fees for the transfer of the right to use these funds during the concession period, which affects the reduction of income. For the period January- September 2022, the decrease in receivables/revenues amounts to a total of RSD 48,515 thousand,

NOTES TO THE FINANCIAL STATEMENTS – 30<sup>th</sup> September 2022

## 34. EQUITY

Equity structure	in 000 RSD	
	30/09/2022	31/12/2021
<b>Basic capital:</b>		
<i>Share capital</i>	21,015,677	21,015,677
<i>Issue premium</i>	306,856	306,856
<b>Subtotal</b>	<b>21,322,533</b>	<b>21,322,533</b>
<b>Statutory reserves</b>	<b>5,080,960</b>	<b>5,370,897</b>
<b>Revalorization reserves</b>	<b>2,198,771</b>	<b>2,213,972</b>
<b>Retained earnings/(Loss):</b>		
<i>Retained earnings from previous years</i>	17,884	79
<i>Retained earnings from current year</i>	44,431	-
<i>(loss) from previous years</i>	-	-
<i>(loss) from current years</i>	-	(290,014)
<b>Subtotal</b>	<b>62,315</b>	<b>(289,935)</b>
<b>Total</b>	<b>28,664,579</b>	<b>28,617,467</b>

## 34a. SHARE CAPITAL

Pursuant to the Law on Amendments to the Law on the Right to Free Shares and Cash Compensation that Citizens Receive in the Privatization Procedure, the Company was obliged to change its legal form by 30<sup>th</sup> June, 2010 and express its share capital in shares of a certain nominal value based on adjusted carrying amount of equity. During 2010, based on the Conclusion of the Government of the Republic of Serbia No. 023-448/2010-1, recommendations were given to the Company to select the most favorable consultant who will assess the market value of capital and provide expert assistance in preparing and implementing the procedure for changing the legal forms from a public company to a joint stock company.

On 17<sup>th</sup> June 2010, the Government of the Republic of Serbia passed Decision No. 023-4432/2010 on changing the legal form of the Company from a public company to a closed joint stock company.

This change was registered with the Business Registers Agency by Decision No. BD 68460/2010 on 22<sup>nd</sup> June 2010, which registered the capital in the total amount of EUR 214,556,965, which amounts to RSD 20,573,610 thousand on the day of registration.

On 7<sup>th</sup> July 2010, 34,289,350 shares were registered in the Central Registry of Securities, with a nominal value of RSD 600 per share, which as of 31<sup>st</sup> December 2010 were owned by the Republic of Serbia.

In accordance with the Law on the Right to Free Shares and Cash Compensation that Citizens Receive in the Privatization Procedure ("Official Gazette of the Republic of Serbia" No. 123/07 and 30/10) on 9<sup>th</sup> December 2010 based on the Decision of the Government of the Republic of Serbia No. 023- 9103/2010-1, the right to transfer 16.85% of the Company's ownership was acquired by citizens of the Republic of Serbia, employees and former employees of the Company.

On 21<sup>st</sup> January 2011, the Assembly of the Company passed Decision No. 21-2/1 on the transformation of the Company from a closed to an open joint stock company. The mentioned change was registered with the Business Registers Agency by Decision No. BD 765/2011 on 24<sup>th</sup> January 2011.

NOTES TO THE FINANCIAL STATEMENTS – 30<sup>th</sup> September 2022

The capital structure after the transfer of ownership based on data from the Central Registry, Depot and Securities Clearing on 25<sup>th</sup> January 2011, was as follows:

Share capital on 25 <sup>th</sup> January 2011 - (transformation to JSC)	Value in thousands RSD	Share number	% share
The Republic of Serbia	17,107,193	28,511,988	83.15%
Employees and former employees of Company	574,004	956,673	2.79%
Citiyens of The Republic of Serbia	2,892,413	4,820,689	14.06%
<b>Total</b>	<b>20,573,610</b>	<b>34,289,350</b>	<b>100 %</b>

During 2018, the share capital was increased by 736,779 shares with a nominal value of RSD 600.00 per share, based on the recapitalization by the majority owner of the Republic of Serbia, based on the subscription of the second emission (120,521 shares), the third emission (470,904 shares). and the fourth issue (145,354 shares), which increased the total share capital by 442,067 thousand dinars.

Share capital structure as of 30<sup>th</sup> September 2022 is as follows:

Shareholders structure	30 <sup>th</sup> September 2022		
	Value in thousands RSD	Share number	% share
Republic of Serbia	17,770,029	29,616,715	84.56%
Domestic and foreign individuals	1,912,900	3,188,166	9.10%
Domestic and foreign legal entities	109,233	182,055	0.52%
Custody individuals	1,223,516	2,039,193	5.82%
<b>Total</b>	<b>21,015,677</b>	<b>35,026,129</b>	<b>100 %</b>

Overview of ten largest shareholders on 30<sup>th</sup> September 2022 is given below.

Shareholder	Share number	Share
REPUBLIC OF SERBIA	29,616,714	84.56%
OTP BANKA SRBIJA - Custody	894,577	2.55%
OTP BANKA SRBIJA - Collective	631,887	1.80%
OTP BANKA SRBIJA - Custody	366,177	1.05%
RAIFFEISEN BANKA AD -Custody	66,707	0.19%
AIRPORT NIKOLA TESSLA JOINT-STOCK COMPANY	55,320	0.16%
UNICREDIT BANK SRBIJA JSC	36,065	0.10%
KERAMIKA JOVANOVIĆ DOO	32,379	0.09%
DUNAV RE JSC	28,231	0.08%
AMS OSIGURANJE ADO	23,586	0.07%

NOTES TO THE FINANCIAL STATEMENTS – 30<sup>th</sup> September 2022

## 34b. ISSUE PREMIUM

Structure of issue premium	in 000 RSD	
	30/09/2022	31/12/2021
Issue premium - the issue of shares	718,665	718,665
Issues premium - repurchase of own shares	(411,809)	(411,809)
<b>Total</b>	<b>306,856</b>	<b>306,856</b>

## 34c. RESERVES

Structure of reserves	in 000 RSD	
	30/09/2022	31/12/2021
Statutory reserves	5,080,9607	5,370,897
<b>Total</b>	<b>5,080,960</b>	<b>5,370,897</b>

Reserves were created in accordance with the Company's Articles of Association.

## 34d. REVALUATION RESERVES

Structure of revaluation reserves based on assessment	in 000 RSD	
	30/09/2022	31/12/2021
Revaluation reserves for intangible investments	-	-
Revaluation reserves for land	1,349,369	1,349,369
Revaluation reserves for buildings	551,993	567,194
Revaluation reserves for equipment	297,409	297,409
<b>Total</b>	<b>2,198,771</b>	<b>2,213,972</b>

Revaluation reserves include related deferred tax liabilities.

## 34e. RETAINED PROFIT/LOSS

Retained profit structure involving changes	in 000 RSD	
	30/09/2022	31/12/2021
Balance as of 1 <sup>st</sup> January	79	5,823
Allocation of retained profit- dividends		
Allocation of retained profit- loss coverage	(79)	(5,823)
Allocation of retained profit- share of employees in the profit allocation		
<b>Subtotal</b>	<b>-</b>	<b>-</b>
Profit from previous years, the result of transfer of revaluation reserves to profit on disposal of fixed assets in the current year	17,884	79
Net profit for the current period	44,431	
<b>Total</b>	<b>4,438</b>	<b>79</b>

NOTES TO THE FINANCIAL STATEMENTS – 30<sup>th</sup> September 2022

Loss structure involving changes	in 000 RSD	
	30/09/2022	31/12/2021
<b>Balance on 1st January</b>	<b>290,014</b>	<b>799,122</b>
Coverage of loss from retained earnings	(79)	(5,823)
Coverage of loss from statutory reserves	(289,935)	(793,299)
Subtotal	-	-
Loss from the current period	-	290,014
<b>Total</b>	<b>-</b>	<b>290,014</b>

Based on the decision of the Assembly, the loss from 2021 was covered in the amount of RSD 290,014 thousand at the expense of retained earnings in the amount of RSD 79 thousand and statutory reserves in the amount of RSD 289,935 thousand.

The company made a profit from current operations in the period January-September 2022 in the amount of RSD 44,431 thousand.

## 35. LONG TERM PROVISIONS

Structure of long-term provisions	in 000 RSD	
	30/09/2022	31/12/2021
Provisions for fees and other employee benefits	8,717	8,924
Provisions for litigation costs	99,818	117,406
<b>Total</b>	<b>97,535</b>	<b>126,330</b>

Changes in long-term provisions based on severance pay, jubilee awards and litigation in the period January-September 2022 as well as in the period of 2021 are shown in the following table.

Adjustment description	Severance	Jubilee awards	Total	In 000 RSD	
				Litigation	
<b>Balance on 1<sup>st</sup> January 2021</b>	1,329	5,544	<b>6,873</b>	<b>97,406</b>	
Additional provisions	620	1,834	<b>2,454</b>	20,000	
Used during the year		(403)	<b>(403)</b>		
Reversal of unused amounts					
<b>Balance on 31<sup>st</sup> December 2021</b>	<b>1,949</b>	<b>6,975</b>	<b>8,924</b>	<b>117,406</b>	
Additional provisions			-	3,200	
Used during the year		(1,082)	<b>(1,082)</b>	(25,788)	
Reversal of unused amounts			-	(6,000)	
<b>Balance on 30<sup>th</sup> September 2022</b>	<b>1,949</b>	<b>5,893</b>	<b>7,842</b>	<b>88,818</b>	

## 35a. Provisions for fees and other employee benefits

Provisions for fees and other employee benefits (provisions for unpaid severance pay upon retirement and jubilee awards) are stated on the basis of an actuarial calculation made on 31<sup>st</sup> December 2021. In the period 1<sup>st</sup> January-30<sup>th</sup> September 2022 are shown changes in terms of used above stated provisions.

**NOTES TO THE FINANCIAL STATEMENTS – 30<sup>th</sup> September 2022**

The assumptions used in the calculation of provisions for severance pay upon retirement and for jubilee awards as of 31<sup>st</sup> December 2021 are given below.

<b>Assumptions used in calculation</b>	<b>2021</b>
Limits for retirement	Articles 19 and 69 of Law on pension and disability insurance
Mortality tables	Serbia, 2012
Discount rate	3.25%
Earnings growth rate	5.00%
Percentage of fluctuation	2.00%
The amount of severance pay in case of retirement at the time of provisioning	Double the average salary of employees in Serbia for October 2021 (RSD 91,132 double the average salary of the Employer without taxes and contributions, whichever is more favorable)
Basis for jubilee awards	The average salary without taxes and contributions with the Employer
Total number of the employees as of 31 <sup>st</sup> December	35

The calculation of provisions for severance pay upon retirement and jubilee awards based on assumptions is as follows:

<b>Calculation of provisions</b>	<b>in 000 RSD</b>	
	<b>Severance pay upon retirement</b>	<b>Jubilee awards</b>
<b>Provisions as of 31<sup>st</sup> December 2020</b>	<b>1,329</b>	<b>5,544</b>
Interest expense	46	194
The expense of current labor service	578	1,692
The expense of past labor service	-	-
Actuary (profit)/loss	(4)	(61)
Reversal of provisions during the year in the Company's business books	-	(394)
Total net change of reserved amount in 2021	<b>620</b>	<b>1,431</b>
<b>Provision balance as of 31<sup>st</sup> December 2021</b>	<b>1,949</b>	<b>6,975</b>

**35b. Litigation provisions**

The Company has lawsuits against the Company. The amounts of final losses on the basis of litigation may be increased on the basis of accrued default interest until the date of termination of disputes, or until the date of final payments on disputes. As at on 30<sup>th</sup> September 2022, the Company has a provision for potential losses based on these litigations in the amount of RSD 88,818 thousand.



NOTES TO THE FINANCIAL STATEMENTS – 30<sup>th</sup> September 2022

## 36. LONG-TERM LEASING LIABILITIES IN THE COUNTRY

Structure of long-term leasing liabilities in the country	in 000 RSD	
	30/09/2022	31/12/2021
<b>Leasing liabilities in the country:</b>		
Liabilities for leased property	35,841	54,978
Liabilities for leased equipment	3,868	447
<b>Subtotal</b>	<b>39,709</b>	<b>55,425</b>
<b>In short time due leasing liabilities in the country</b>		
Liabilities for leased property which will be due within a year	(5,022)	(24,159)
Liabilities for leased equipment which will be due within a year	(645)	(447)
<b>Subtotal</b>	<b>(5,667)</b>	<b>(24,606)</b>
<b>Total</b>	<b>34,042</b>	<b>30,819</b>

## 37. SHORT -TERM LEASING LIABILITIES IN THE COUNTRY

Structure of short-term leasing liabilities in the country	in 000 RSD	
	30/09/2022	31/12/2021
Liabilities for leased property which will be due within a year	5,022	24,159
Liabilities for leased equipment which will be due within a year	645	447
<b>Total</b>	<b>6,667</b>	<b>24,606</b>

## 38. RECEIVED ADVANCES, DEPOSITS AND BAILS

Structure of the received advances deposits and bails	in 000 RSD	
	30/09/2022	31/12/2021
Advances received from domestic customers	662	662
Advances received from foreign customers	2	2
Deposits received from domestic customers	2,549	1,962
Deposits received from foreign customers	1,226	1,226
Subscriptions from domestic customers	7,084	7,088
Subscriptions from foreign customers	29,960	33,362
<b>Total</b>	<b>41,483</b>	<b>44,302</b>

NOTES TO THE FINANCIAL STATEMENTS – 30<sup>th</sup> September 2022

## 39. OPERATING LIABILITIES

Structure of operating liabilities	in 000 RSD	
	30/09/2022	31/12/2021
Suppliers in the country	21,190	14,178
Suppliers abroad	253	253
<b>Other operating liabilities</b>		
<i>For the charged turnover on behalf of the company</i>	1	56
<i>Other operating liabilities</i>	129	128
<b>Subtotal</b>	<b>130</b>	<b>184</b>
<b>Total</b>	<b>21,573</b>	<b>14,615</b>

## 40. OTHER SHORT-TERM LIABILITIES

Structure of other short-term liabilities	in 000 RSD	
	30/09/2022	31/12/2021
Liabilities for wages and salaries	5,877	-
<b>Other liabilities:</b>		
<i>Dividend liabilities</i>	15,086	15,086
<i>Liabilities for profit sharing</i>	275	275
<i>Liabilities towards employees</i>	-	7
<i>Liabilities towards members of NO/SA</i>	-	-
<i>Liabilities per contracts</i>	73	
<i>Liabilities- temporary work</i>	255	-
<b>Subtotal</b>	<b>15,689</b>	<b>15,368</b>
<b>Total</b>	<b>15,689</b>	<b>15,368</b>

## 41. LIABILITIES FOR OTHER TAXES, CONTRIBUTIONS AND OTHER DUTIES

Structure for other taxes, contributions and other duties	in 000 RSD	
	30/09/2022	31/12/2021
Liabilities for VAT		
Liabilities for taxes, duties and other charges	465	567
Other liabilities for other taxes, contributions and other duties	50	45
<b>Total</b>	<b>515</b>	<b>612</b>

NOTES TO THE FINANCIAL STATEMENTS – 30<sup>th</sup> September 2022

## 42. PASSIVE ACCRUALS

Structure of passive accruals	in 000 RSD	
	30/09/2022	31/12/2021
<b>Short-term passive accruals</b>		
Current maturity of income from non-monetary compensation(property) - Land	39,272	119,474
Pre-calculated expenses for the current period	-	1,228
Prepaid / accrued income	2,365	-
<b>Subtotal</b>	<b>41,637</b>	<b>120,702</b>
<b>Long-term passive accruals</b>		
Other PVR - Deferred income from non-monetary compensation (property) - Land	3,338,062	2,628,434
Current maturity	(39,272)	(119,474)
Subtotal	<b>3,298,790</b>	<b>2,508,960</b>
<b>Total</b>	<b>3,340,427</b>	<b>2,629,662</b>

During 2019, the ownership rights of two cadastral plots 5251 and 5252 with a total area of 107,650 m2 were transferred to the Company. The entry of the land into the Company's business books was made on the basis of an assessment by an authorized appraiser in the amount of RSD 2,986,857 thousand. Since the land transfer represents a non-monetary leasing fee, it is allocated and recognized as revenue during the concession period in the amount of RSD 119,474 thousand per year, i.e. RSD 89,606 thousand for the period January- September 2022.

During 2022, the takeover of the buildings built by SPC was carried out: Remote parking, Substation "Parking" and Plant for solid waste treatment - land zone based on Mandatory works, works on construction and reconstruction, maintenance and arrangement of the infrastructure of JSC Airport Nikola Tesla (CAPEX ) representing investment maintenance in the total amount of RSD 827,441 thousand. The stated amount is accrued and recognized as income during the remaining period of the concession in the amount of RSD 37,611 thousand per year, i.e. RSD 28,208 thousand for the period January-September 2022.

## 43. DEFERRED TAX LIABILITIES

Deferred tax assets and liabilities	in 000 RSD	
	30/09/2022	31/12/2021
Deferred tax assets	25,783	25,783
Deferred tax liabilities	(793,018)	(795,700)
<b>Net effect of deferred tax assets/(liabilities)</b>	<b>(767,235)</b>	<b>(769,917)</b>

**Deferred tax assets** are amounts of income taxes that will be recoverable in future periods on the basis of: deductible temporary differences and unused tax credits carried forward. Deductible temporary difference arises in cases when the Company's balance sheets, on certain grounds, already show expenses, which will be recognized from the tax aspect in the following periods. Deferred tax assets are reviewed at 31<sup>st</sup> December and are recognized only if the Company estimates that it is probable that future taxable profits will be available against which the deferred tax assets can be utilized.

NOTES TO THE FINANCIAL STATEMENTS – 30<sup>th</sup> September 2022

Pursuant to the current Law on Profit Tax, taking into account the assumption of unlimited duration, as a rule, deferred tax assets are recognized on the basis of deductible temporary differences. On the other hand, for the recognition of deferred tax assets on the basis of unused tax losses and tax credits, it is necessary to make a projection of the tax balance for the period when on these bases it is possible to reduce the income tax liability, in accordance with legal solutions.

The amount of deferred tax assets was calculated by multiplying the amount of the ordinary temporary difference by the income tax rate (15%) at the end of the year.

**Deferred tax liabilities** that relate to prudent temporary differences between the carrying amount of depreciable assets and their tax bases. Namely, due to various provisions on the basis of which the Company determines accounting depreciation and provisions which determine tax depreciation (Law on Corporate Income Tax), the Company will pay higher income tax in future periods than it would pay if tax legislation recognized the actual reported depreciation. For this reason, the Company recognizes a deferred tax liability, which is income tax that will be payable when the Company "recovers" the carrying amount of the asset.

The amount of deferred tax liabilities is calculated by multiplying the amount of taxable temporary difference by the income tax rate (15%) at the end of the year.

Changes in the balance of deferred tax (liabilities) / assets during the period are shown in the table средства.

000 RSD

Changes in the balance of deferred tax liabilities	Intangible assets, property, plant, equipment	Provisions for fees and other employee benefits	Litigation provisions	Short-term liabilities (Liabilities for taxes, contributions, etc. Duties	Adjustment of value of receivables in BS as impairment	Total
<b>Balance on 1<sup>st</sup> January 2021</b>	<b>(748,363)</b>	<b>1,031</b>	<b>14,611</b>	<b>79</b>	<b>-</b>	<b>(732,642)</b>
In favor of the Profit and Loss Statement	(47,349)	307	3,000	13	6,742	(37,287)
In favor of Equity	12					12
<b>Balance on 31<sup>st</sup> December 2021</b>	<b>(795,700)</b>	<b>1,338</b>	<b>17,611</b>	<b>92</b>	<b>6,742</b>	<b>(769,917)</b>
In favor of the Profit and Loss Statement						
In favor of Equity	2,683					
<b>Balance on 30<sup>th</sup> September 2022</b>	<b>(793,017)</b>	<b>1,338</b>	<b>17,611</b>	<b>92</b>	<b>6,742</b>	<b>(767,235)</b>

NOTES TO THE FINANCIAL STATEMENTS – 30<sup>th</sup> September 2022**44. OFF-BALANCE SHEET RECORDS**

Pursuant to the legal provisions (Rulebook on the content and form of financial report forms for companies, cooperatives, other legal entities and entrepreneurs), the Company has stated off-balance sheet assets and off-balance sheet liabilities in its financial statements. Items stated within off-balance sheet assets and off-balance sheet liabilities, which are shown in the following table, do not represent the Company's assets or liabilities, but primarily serve in the context of the informative role of users of financial statements.

Off-balance sheet records	in 000 RSD	
	30/09/2022	31/12/2021
<i>Blank received bills of exchange-pcs</i>	22	13
<i>Domestic blank given bills of exchange - pcs</i>	6	6
Dinar guarantees received	50,987	163,893
Foreign currency guarantees received	4,556,617	4,562,383
Given dinar guarantees	4,513	4,524
Given foreign currency guarantees		
Solidarity funds from employees' salaries	621	621
<b>Total</b>	<b>4,612,738</b>	<b>4,731,421</b>

NOTES TO THE FINANCIAL STATEMENTS – 30<sup>th</sup> September 2022

## 45. FAIR VALUE

FUNDS	Book value in 000 RSD on 30 <sup>th</sup> September 2022	Fair value in 000 RSD on 30 <sup>th</sup> September 2022	Book value in 000 RSD on 31st December 2021	Fair value in 000 RSD on 31st December 2021	Hierarchy of fair values - levels	Evaluation techniques and inputs
<b>Fixed assets and NU</b>	28.086,371	27,546,660	27,690,093	27,690,093	Level 3	The assessment was done by a certified appraiser as of January 1, 2019. (KPMG-Belgrade). The following methodologies were used in the valuation of intangible assets and property, plant and equipment: the method of amortized replacement costs - cost approach in the valuation of equipment and buildings, then the method of direct comparison of sales prices - market approach in the valuation of land and apartments and the discounted cash flow method - yield approach in determining the existence of an economic write-off.
<b>Equity share</b>	-	-	-	-	Level 2	Management's assessment that they are not recoverable - banks in bankruptcy
<b>Long-term and short-term financial investments -housing loans</b>	144,271	144,271	148,992	148,992	Level 3	Assessment of a certified actuary as at 31/12/2021 - Discounting cash flows of 7.40% for housing loans that are not revalued; 3.00% for housing loans that are revalued annually and have an interest rate of 0.5%, 3.7% for housing loans with a currency clause and an interest rate of 0.5%; 6.0% for housing loans that are revalued semi-annually and 6.5% for housing loans that are revalued annually
<b>Long-term receivables</b>	516,841	516,841	518,005	518,005	Level 3	Fair value determined by discounting cash flow by applying 2% interest rate
<b>Buyer receivables</b>	5,993	5,993	8,679	8,679	Level 3	Management's assessment of collectability
<b>Other receivables</b>	1,583,644	1,583,644	1,583,600	1,583,600	Level 3	Management's assessment of collectability

46. FINANCIAL INSTRUMENTS AND OBJECTIVES OF FINANCIAL RISK MANAGEMENT

In 000 RSD

	30/09/2022		
	Gross amount	Value adjustment	Net amount
<b>Financial assets</b>	<b>3,469,149</b>	<b>(338,376)</b>	<b>3,130,773</b>
<b>Long-term financial provisions</b>	<b>771,666</b>	<b>(115,690)</b>	<b>655,976</b>
- Long - term deposits	4,179	(4,179)	-
- Shares in banks	20,085	(20,085)	-
- Shares in foreign entities	1	(1)	-
- long-term housing loans to employees	185,718	(46,582)	139,136
- Other long term receivables	561,683	(44,843)	516,840
<b>Receivables expressed by nominal value</b>	<b>1,978,684</b>	<b>(222,686)</b>	<b>1,755,998</b>
- Buyer receivables	187,712	(181,719)	5,993
- Short-term financial provisions	42,687	(848)	41,839
- Interest receivables	2,386	(1,817)	569
- Other receivables and VAT	1,745,899	(38,302)	1,707,597
<b>Cash and cash equivalents</b>	<b>718,799</b>	<b>-</b>	<b>718,799</b>
<b>Financial liabilities</b>	<b>61,282</b>	<b>-</b>	<b>61,282</b>
- Long-term leasing liabilities	34,042	-	34,042
- Current maturity of long-term leasing liabilities	5,667	-	5,667
- Short-term liabilities (operating liabilities)	21,573	-	21,573

31/12/2021		
Gross amount	Value adjustment	Net amount
<b>3,805,255</b>	<b>(793,432)</b>	<b>3,011,823</b>
<b>1,129,800</b>	<b>(474,388)</b>	<b>655,412</b>
4,179	(4,179)	-
20,085	(20,085)	-
358,599	(358,599)	-
183,989	(46,582)	137,407
562,948	(44,943)	518,005
<b>2,063,325</b>	<b>(319,044)</b>	<b>1,744,281</b>
286,721	(278,042)	8,679
47,232	(848)	46,384
2,499	(1,817)	682
1,726,873	(38,337)	1,688,536
<b>612,130</b>	<b>-</b>	<b>612,130</b>
<b>70,040</b>	<b>-</b>	<b>70,040</b>
30,819	-	30,819
24,606	-	24,606
14,615	-	14,615

The Company's main financial instruments are cash and cash equivalents, receivables, financial placements arising directly from the Company's operations, as well as long-term loans, trade payables or other liabilities whose primary purpose is to finance the Company's current operations.

NOTES TO FINANCIAL STATEMENTS – 31<sup>st</sup> March 2022

#### 47. FINANCIAL INSTRUMENTS AND OBJECTIVES OF FINANCIAL RISK MANAGEMENT (continued)

##### Objectives of financial risk management

Financial risks include market risk (foreign exchange, interest rate and price risk), credit risk and liquidity risk. Financial risks are considered on a time basis and are primarily avoided by reducing the Company's exposure to these risks. The Company does not use any financial instruments to avoid the impact of financial risks on operations due to the fact that such instruments are not widely used, nor is there an organized market for such instruments in the Republic of Serbia.

##### I - MARKET RISK

In its operations, the Company is exposed to financial risks from changes in foreign exchange rates and changes in interest rates. Exposure to market risk is viewed through sensitivity analysis. There were no significant changes in the Company's exposure to market risk, either in the way the Company manages or measures that risk.

##### a) Currency risk (foreign exchange risk)

The Company is exposed to foreign exchange risk primarily through cash and cash equivalents, short-term financial investments, trade receivables, liabilities based on long-term loans and liabilities to foreign suppliers.

The Company does not use special financial instruments as hedging against risks, given that such instruments are not common in the Republic of Serbia.

The stability of the economic environment in which the Company operates largely depends on government measures in the economy, including the establishment of an appropriate legal and legislative framework.

The accounting amounts of financial assets and liabilities in 000 dinars, denominated in foreign currencies at the reporting date in the Company are as follows:

In 000RSD

Currency description	Total assets			
	30/09/2022		31/12/2021	
	gross	net	gross	net
EUR	1,085,109	945,755	463,967	369,456
USD	314,384	314,384	297,152	297,152
GBP	92	92	97	97
<b>Total dinar equivalent of Assets and liabilities denominated in foreign currencies</b>	<b>1,399,585</b>	<b>1,260,231</b>	<b>761,216</b>	<b>666,705</b>
<b>Value of assets and liabilities in RSD</b>	<b>2,069,564</b>	<b>1,870,542</b>	<b>3,044,039</b>	<b>2,345,118</b>
<b>Total</b>	<b>3,469,149</b>	<b>3,130,773</b>	<b>3,805,255</b>	<b>3,011,823</b>

Total liabilities	
30/09/2022	31/12/2021
36,094	49,067
<b>36,094</b>	<b>49,067</b>
<b>25,188</b>	<b>20,973</b>
<b>61,282</b>	<b>70,040</b>



NOTES TO FINANCIAL STATEMENTS – 31<sup>st</sup> March 2022

Analysis of the currency structure of financial assets and liabilities on 30<sup>th</sup> September 2022, compared to the situation on 31<sup>st</sup> December 2021, it can be stated that the financial assets in foreign currency are higher than the agreed financial liabilities in foreign currency.

The company is sensitive mainly to changes in the exchange rate of the euro (EUR) and the US dollar (USD).

The following table presents the analysis of the Company's sensitivity to the increase and decrease of the dinar exchange rate by 10%, in relation to the observed foreign currency. The sensitivity analysis includes only outstanding (balance) receivables and liabilities in foreign currency and shows their change of 10% at the end of the reporting period in foreign exchange rates. A positive number from the table indicates an increase in the results of the current period in cases when the dinar strengthens against the currency in question. In case of weakening of the dinar by 10% in relation to the given foreign currency, the impact on the result of the current period would be negative.

in 000 RSD

30/09/2022 Changes	EUR impact		USD impact		GBP impact	
	10.00%	-10.00%	10.00%	-10.00%	10.00%	-10.00%
Profit/Loss	90,966	(90,966)	31,438	(31,438)	9	(9)

in 000 RSD

31/12/2021 Changes	EUR impact		USD impact		GBP impact	
	10.00%	-10.00%	10.00%	-10.00%	10.00%	-10.00%
Profit/Loss	32,039	(32,039)	29,715	(29,715)	10	(10)

#### b) The risk of changes in interest rates

The Company is exposed to the risk of changes in interest rates on assets and liabilities for which the interest rate is variable.

The Company has classified cash and cash equivalents in the group of interest-bearing financial assets with variable interest rates, because "a vista" variable interest rates have been agreed with banks, depending on the amount of current account balances and the reference interest rate.

The risk of changes in interest rates for the Company does not represent a significant risk, because the categories of financial instruments that have an agreed interest rate are generally defined by a fixed interest rate.

NOTES TO FINANCIAL REPORTS – 30<sup>th</sup> September 2022

Financial instruments classified into categories of interest-bearing and non-interest-bearing assets are presented in the following overview:

In 000 RSD

Funds	30/09/2022			31/12/2021		
	gross	adjustment	net amount	gross	adjustment	net amount
<b>Not-interest bearing:</b>						
Equity share	20,086	(20,086)	-	378,684	(378,684)	-
Trade receivables	187,712	(181,719)	5,993	286,721	(278,042)	8,679
Interest and other receivables	1,748,285	(40,119)	1,708,166	1,729,372	(40,154)	1,689,218
Short-term financial provisions	37,372	(669)	36,703	35,468	(669)	34,799
<b>Subtotal</b>	<b>1,993,455</b>	<b>(242,593)</b>	<b>1,750,862</b>	<b>2,430,245</b>	<b>(697,549)</b>	<b>1,732,696</b>
<b>Fixed interest rate:</b>						
Long-term receivables	561,683	(44,843)	516,840	562,948	(44,943)	518,005
Long term financial	185,718	(46,582)	139,136	183,989	(46,582)	137,407
Short term financial	5,315	(179)	5,136	11,764	(179)	11,585
<b>Subtotal</b>	<b>752,716</b>	<b>(91,604)</b>	<b>661,112</b>	<b>758,701</b>	<b>(91,704)</b>	<b>666,997</b>
<b>Variable interest rate:</b>						
Cash and cashequivalent	718,799	-	718,799	612,130	-	612,130
<b>Subtotal</b>	<b>718,799</b>	<b>-</b>	<b>718,799</b>	<b>612,130</b>	<b>-</b>	<b>612,130</b>
<b>Total</b>	<b>3,464,970</b>	<b>(334,197)</b>	<b>3,130,773</b>	<b>3,801,076</b>	<b>(789,253)</b>	<b>3,011,823</b>

In 000 RSD

Financial liabilities	30/09/2022			31.12.2021.		
	gross	adjustment	net amount	gross	adjustment	net amount
<b>Not-interest bearing:</b>						
Liabilities from operations	21,573		21,573	14,615		14,615
<b>Subtotal</b>	<b>21,573</b>		<b>21,573</b>	<b>14,615</b>		<b>14,615</b>
<b>Fixed interest rate:</b>						
Long-term leasing	34,042		34,042	30,819		30,819
Current payable long-term liabilities	5,667		5,667	24,606		24,606
<b>Subtotal</b>	<b>39,709</b>		<b>39,709</b>	<b>55,425</b>		<b>55,425</b>
<b>Total</b>	<b>61,282</b>		<b>61,282</b>	<b>70,040</b>		<b>70,040</b>

NOTES TO FINANCIAL REPORTS – 30<sup>th</sup> September 2022

## c) Risk of price changes

The Company estimates that there is no risk of price changes because the categories of financial instruments available to the Company are not subject to changes in market prices.

The Company does not operate in securities that are subject to changes in market prices. Also, the Company has no turnover of goods that are subject to price changes.

## II - CREDIT RISK

The Company estimates that of all the risks which financial instruments may be exposed to, the largest is credit risk, which is the risk that debtors will not be able to settle their debts in full and on time, which would result in a financial loss for the Company. The Company's exposure to this risk is limited to the amount of trade receivables at the balance sheet date.

The structure of trade receivables is given below.

The structure of tradereceivables	30/09/2022			31/12/2021	
	In 000 RSD	share	Adjustment done	In 000 RSD	share
Jat Tehnika	-	0.00%	(96,231)	96,231	33.56%
Belgrade Airport d.o.o.	432	0.23%	(11)	11	0.00%
International CG	28,643	15.26%	(28,643)	28,643	9.99%
Air Serbia-Ketering d.o.o.	42,347	22.56%	(41,695)	42,347	14.77%
Aviogenex d.o.o.	50,820	27.07%	(50,820)	50,820	17.72%
Avaco d.o.o.	3,214	1.71%		3,949	1.42%
Eko unija	1,271	0.68%		1,150	
Other domestic customers	17,353	9.24%	(17,348)	17,440	6.08%
<b>Total domestic customers</b>	<b>144,080</b>	<b>76.76%</b>	<b>(234,748)</b>	<b>240,591</b>	<b>83.91%</b>
Wizz Air	-	0.00%		2,473	0.86%
ARKIA	1,600	0.85%	(1,600)	1,600	0.56%
Air Cairo Company	677	0.36%	(677)	677	0.24%
AEROTRANS AIRLINES, CYPRUS	3,449	1.84%	(3,449)	3,449	1.20%
Allitalia	20,901	11.13%	(20,901)	20,901	7.29%
FLYDUBAI	2,649	1.41%	(2,649)	2,649	0.92%
Pegasus	5,192	2.77%	(5,192)	5,192	1.81%
Other foreign customers	9,164	4.88%	(8,734)	9,189	3.20%
<b>Total foreign customers</b>	<b>43,632</b>	<b>23.24%</b>	<b>(43,202)</b>	<b>46,130</b>	<b>16.09%</b>
<b>Total gross receivables</b>	<b>187,712</b>	<b>100.00%</b>		<b>286,721</b>	<b>100,00%</b>
<b>Total of value adjustment</b>	<b>(181,719)</b>		<b>(277,950)</b>	<b>(278,042)</b>	
<b>Total of net receivables</b>	<b>5,993</b>			<b>8,679</b>	

NOTES TO FINANCIAL REPORTS – 30<sup>th</sup> September 2022

The following is the age structure of trade receivables for which no impairment was performed as of 30<sup>th</sup> September 2022.

Age structure of trade receivables for which no impairment was performed	In 000 RSD	Share
<b>Customers in the country</b>		
Immature	427	7.12%
0-30 days	-	0.00%
31-60 days	-	0.00%
61-90 days	245	4.09%
Over 90 days	4,892	81.63%
<b>Subtotal customers in the country</b>	<b>5,564</b>	<b>92.84%</b>
<b>Customers abroad</b>		
Immature		
0-30 days		
31-60 days		
61-90 days		
Over 90 days	429	7.16%
<b>Subtotal customers abroad</b>	<b>429</b>	<b>7.16%</b>
<b>Total receivables from customers (net)</b>	<b>5,993</b>	<b>100.00%</b>

Overdue receivables from customers in the country and abroad older than 90 days amount to RSD 5,321 thousand. These receivables have not been corrected due to the existence of a subscription to book approvals and expected collection in 2022.

### III- LIQUIDITY AND CASH FLOW RISK

Liquidity is the ability of the Company to meet its obligations as they fall due. Therefore, liquidity risk is the risk that the Company will have difficulty settling due liabilities, while maintaining the required volume and structure of working capital and maintaining good creditworthiness.

The ultimate responsibility for liquidity risk management lies with the Company's management, which has established an appropriate management system for the needs of short-term, medium-term and long-term financing of the Company as well as liquidity management. By continuously monitoring the planned and actual cash flow, the Company maintains appropriate cash reserves, and also maintains an adequate maturity ratio of financial assets and liabilities.

The following table shows the most significant liquidity indicators of the Company:

- **General liquidity ratio** (ratio of working capital and short-term liabilities) which shows how many dinars of working capital are covered by each dinar of short-term liabilities;
- **Rigorous liquidity ratio** (ratio of liquid assets which means working capital less inventories, and short-term liabilities) which shows how many dinars of liquid assets are covered by each dinar of short-term liabilities
- **Cash liquidity ratio** (ratio of cash and short-term liabilities) which shows how many dinars of cash are covered by each dinar of short-term liabilities;
- **Net current assets** as the difference between current assets and current liabilities.

NOTES TO FINANCIAL REPORTS – 30<sup>th</sup> September 2022

Liquidity indicators	Satisfactory and general standards	30/09/2022	31/12/2021
General ratio of liquidity	2 : 1	20.96 : 1	10.71 : 1
Rigorous ratio of liquidity	1 : 1	20.92: 1	10,70 : 1
Cash ratio of liquidity		5.69 : 1	2.78 : 1
Net current assets (in 000 RSD)		2,519,632	2,138,671

**Capital risk management**

The goal of capital risk management is for the Company to maintain the ability to continue operating for an indefinite period of time in order to provide the owners of the Company with a satisfactory return (profit), while maintaining an adequate structure of sources of funds, i.e. good creditworthiness.

Although there are several criteria on the basis of which conclusions can be drawn about the viability of the assumption of long-term existence of the Company, it is certain that profitable operations, as well as a satisfactory financial structure are one of the basic criteria.

The best representative of profitability is the rate of return on average equity, which shows how much the Company achieves a return on one dinar of average engaged own funds. When calculating this profitability indicator, the average equity is determined as the arithmetic mean of the capital value at the beginning and end of the year.

Management of financial hedging		in 000 RSD	
		30/09/2022	31/12/2021
	Indebtedness (APD 0420 + ADP 0433)	39,709	0
	Cash and cash equivalents (ADP 0057)	718,799	725,318
	<b>GROSS INDEBTEDNESS (1-2)</b>	<b>(679,090)</b>	<b>(725,318)</b>
	Ratio of indebtedness according to capital (I/5)	-0.0237	-0.0251
	Short-term financial (ADP 0048)	41,839	46,408
	<b>NET INDEBTEDNESS (I - 4)</b>	<b>(720,929)</b>	<b>(771,726)</b>
	Capital (ADP 0401)	28,664,579	28,907,469
	<b>Ratio of indebtedness according to capital (II/5)</b>	<b>-0.0252</b>	<b>-0.0267</b>

The adequacy of the financial structure is reflected in the amount and character of indebtedness. The following tables show the most significant indicators of the Company:

- The share of borrowed funds in total sources of funds, which shows how much one dinar of the Company's funds is financed from borrowed funds,
- Share of long-term in total sources of funds which shows how much one dinar of the Company is financed from long-term sources.

NOTES TO FINANCIAL REPORTS – 30<sup>th</sup> September 2022

Financial structure indicators	in 000 RSD	
	30/09/2022	31/12/2021
Liabilities	4,322,964	3,678,460
Total funds	32,987,543	32,585,929
<b>Ratio of loaned in total sources of funds</b>	<b>0.13 : 1</b>	<b>0.11 : 1</b>
Long term funds		
Capital	28,664,579	28,907,469
Long term provisions and liabilities	4,196,728	3,465,356
<b>Subtotal long-term funds</b>	<b>32,861,307</b>	<b>32,372,825</b>
Total funds	32,987,543	32,585,929
<b>Ratio of long-term in total source of funds</b>	<b>1.00 : 1</b>	<b>0.99 : 1</b>

The net indebtedness ratio shows how much each dinar of net indebtedness is covered by the Company's capital. Net indebtedness means the difference between:

- Total (long-term and short-term) financial liabilities of the Company (Total liabilities less capital, long-term provisions and deferred tax liabilities) and
- Cash and cash equivalents.

Parameters for calculating net indebtedness ratio to total capital	in 000 RSD	
	30/09/2022	31/12/2021
<b>Net indebtedness</b>		
Financial liabilities	3,555,729	2,886,314
Cash and cash equivalents	718,799	612,130
<b>Total- Net indebtedness</b>	<b>2,836,930</b>	<b>2,274,184</b>
Capital	28,664,579	28,617,467
<b>Ratio of net indebtedness</b>	<b>10.10</b>	<b>12.58</b>

#### 45. TAX RISKS

The tax laws of the Republic of Serbia are often interpreted differently and are subject to frequent changes. The interpretation of tax laws by the tax authorities in relation to the Company's transactions and activities may differ from management's interpretation. The management believes that the tax liabilities are adequately calculated and recorded.

#### 46. LITIGATION

The Company has lawsuits against the Company. The amounts of final losses on the basis of litigation may be increased on the basis of accrued default interest until the date of termination of disputes, ie. until the date of final payments on disputes. As at 30<sup>th</sup> September 2022, the Company has a provision for potential losses based on these litigations in the amount of RSD 120,606 thousand (31<sup>st</sup> December 2021 - RSD 117,406 thousand) - Note 35.

## НАПОМЕНЕ УЗ ФИНАНСИЈСКЕ ИЗВЕШТАЈЕ - 30. септембар 2022. године

## 47. EVENTS AFTER THE REPORTING PERIOD

The consequences of the pandemic caused by the COVID 19 virus on passenger traffic at Nikola Tesla Airport are still being felt, as everywhere else in the world, which directly affects the business of SPC, and indirectly the business results of AD Nikola Tesla Airport Belgrade.

At the same time, traffic shows stable dynamics of recovery compared to 2019 as a measuring year before the pandemic, and SPC continued to perform mandatory works on construction, reconstruction and maintenance of airport infrastructure in the agreed dynamics, for which it regularly provides funding.

Having in mind the war actions between the Russian Federation and the Republic of Ukraine, it is expected that this event will also affect the concession project, having in mind the complexity of the concession, ie. the obligation of SPC to provide financing for development through construction and reconstruction, maintenance and infrastructure management at Airport Nikola Tesla in Belgrade and performing the activities of the airport operator at the Airport Nikola Tesla, all in accordance with the Concession Agreement starting from 22<sup>nd</sup> March 2018. The full effect of this additional event cannot be seen at this time.

Notwithstanding the above, the assessment of the management is that the financial condition of the Company is still such that there is no uncertainty regarding the ability to continue to operate on a going concern basis and that there is no material impact on the business.

Due to the existence of market risks that affect financial instruments, the Company's management meticulously monitors the trends that lead to risk and takes the necessary measures to manage risks. Also, the management believes that there are no significant risks related to the fulfillment of legal norms, the company's liquidity and market position in the future, which may violate the principle of business continuity.

During 2022, it is expected that the fixed assets will be activated in the business books of the Company and the non-monetary income will be reported on the basis of completed Mandatory works on construction, reconstruction, maintenance and infrastructure of AD Belgrade Nikola Tesla Airport (CAPEX) which SPC completed, and after the conditions prescribed by the Law on Planning and Construction are fulfilled.

In accordance with IAS 10, "Events After the Reporting Period", we have not identified any events other than those described above that may affect or affect the veracity and objectivity of the financial statements for the period ended 30<sup>th</sup> September 2022, nor would require adjustments to the financial statements.

In Belgrade, November 2022


Legal representative

---

Saša Vlaisavljević

**JOINT STOCK COMPANY  
AIRPORT NIKOLA TESLA BELGRADE**


**BUSINESS REPORT FOR THE THIRD QUARTER OF 2022  
FOR PERIOD JANUARY- SEPTEMBER 2022**





## THE CONTENT:

<b>1. GENERAL INFORMATION ABOUT THE COMPANY .....</b>	<b>3</b>
<b>2. INFORMATION ABOUT MANAGEMENT.....</b>	<b>6</b>
2.1. OVERVIEW OF CORPORATE GOVERNANCE RULES.....	7
<b>3 . REVENUES AND EXPENSES.....</b>	<b>8</b>
3.1. REVENUE .....	8
3.2 . EXPENSES.....	13
3 . 3. FINANCIAL RESULT FOR THE PERIOD JANUARY- SEPTEMBER 2022 .....	19
3. 4 . NUMBER OF EMPLOYEES .....	21
<b>4. INFORMATION ON INVESTMENTS FOR THE PURPOSE OF ENVIRONMENTAL PROTECTION.....</b>	<b>21</b>
<b>5. DESCRIPTION OF ALL IMPORTANT BUSINESS EVENTS THAT HAPPENED IN PERIOD JANUARY-SEPTEMBER 2022 .....</b>	<b>22</b>
5.1 . DESCRIPTION OF ALL IMPORTANT BUSINESS EVENTS THAT OCCURRED AFTER THE END OF PERIOD JANUARY- SEPTEMBER 2022.....	23
<b>6 . DESCRIPTION OF THE MOST SIGNIFICANT RISKS AND UNCERTAINTY IN THE PERIOD JANUARY- SEPTEMBER 2022 .....</b>	<b>23</b>
<b>7. COMPANY'S MAJOR OPERATIONS WITH RELATED PARTIES.....</b>	<b>24</b>
7.1 . EXISTENCE OF BRANCHES .....	24



## 1. GENERAL INFORMATION ABOUT THE COMPANY

On 22<sup>nd</sup> December, 2018, by fulfilling all previous conditions by the signatories of the Concession Agreement for financing, development through construction and reconstruction, maintenance and infrastructure management of JSC Airport Nikola Tesla Belgrade and performing the activities of airport operators at Airport Nikola Tesla in Belgrade, its concession began thereof. Instead of JSC Airport Nikola Tesla Belgrade, which until that date was the Airport operator, based on the consent of the Civil Aviation Directorate of the Republic of Serbia, the Airport Certificate was transferred from JSC Airport Nikola Tesla Belgrade to Vinci airports Serbia d.o.o. Belgrade (SPC), all in accordance with the Law on Air Traffic and the Rulebook on the conditions and procedure for issuing airport certificates, by which SPC became the new airport operator.

The Concession Agreement was concluded between the Republic of Serbia, represented by the Government of the Republic of Serbia and JSC Airport Nikola Tesla Airport Belgrade (hereinafter: the Company), on the one hand as the Concession Grantor and VINCI Airports Serbia d.o.o. Belgrade, a legal entity established in accordance with the laws of the Republic of Serbia, with its registered headquarters in Belgrade, 11180 Belgrade 59, Registration no. 21364568, TIN (Tax Identification Number) 110572920 and VINCI Airports S.A.S., Simplified Joint Stock Company (SAS) with registered address at 12/14 Louis Blériot Street, Rueil-Malmaison (92500), France, registered in the Trade and Business Register in Nanterre under number 410 002 075, as the selected most favorable individual bidder and founder of a special purpose company (SPC), on the other hand, with the Supplementary Agreement dated 14<sup>th</sup> December 2018, and the Protocol on updating the annex to the Concession Agreement dated 21<sup>st</sup> December 2018 (hereinafter: the Concession Agreement).

On 23<sup>rd</sup> July 2019, the business name of SPC was changed, so that it was deleted instead of "Vinci airports Serbia d.o.o. Belgrade" - "Belgrade Airport d.o.o. Belgrade".

Pursuant to the adopted consolidated text of the Company's Articles of Association, the Company ceased to be an airport operator on the Concession Commencement Date, ie. instead of the predominant activity 52.23 Air Transport Service Activities, one of the Concession Grantors continued to perform activities with changed activity 68.20 Rental and management of owned or leased properties.

With the change of the predominant activity, the composition of the management was changed, as well as the internal organization of the Company in order to adjust to the basic activity of the Concession Grantor, which is monitoring the implementation of the Concession Agreement as a public contract in accordance with the Law on Public-Private Partnerships and Concessions (" Official Gazette of the Republic of Serbia", no. 88/2011, 15/2016 and 104/2016) and the Decree on supervision over the implementation of public contracts of public-private partnership (" Official Gazette of the Republic of Serbia", no. 47/2013), and thus the number of employees, their rights and obligations.

<b>Business Name</b>	<b>JOINT STOCK COMPANY AIRPORT NIKOLA TESLA BELGRADE</b>
<b>Headquarters and address</b>	Belgrade, Belgrade Airport 47
<b>Registration no</b>	07036540
<b>TAX ID</b>	100000539
<b>website and e-mail address</b>	<a href="http://www.antb.rs">www.antb.rs</a> ; <a href="mailto:kabinet@antb.rs">kabinet@antb.rs</a>
<b>Number and date of the decision on registration in the register of economic entities</b>	<p><b>Registration number: BD 4874/2005</b> <b>Date of registration: 15<sup>th</sup> June 2005</b></p> <p><b>Registration number: BD 91540/2012</b> <b>Date of registration : 9<sup>th</sup> July 2012</b></p> <p><b>Registration number: BD 100187/2012</b> <b>Date of registration: 20<sup>th</sup> of July 2012</b></p>
<b>Activity (code and description)</b>	68.20 - Renting of owned or leased real estate and their management
<b>Number of employees</b>	35 employees on 30 <sup>th</sup> September 2022
<b>Value of fixed capital</b>	<b>21,015,677. RSD 400 (as of 30<sup>th</sup> September 2020 )</b>
<b>Name, headquarters of the audit company that audited the last financial report for the year 2021</b>	"FinExpertiza" doo , Kneza Miloša 90a, Belgrade
<b>Number of issued shares, ISIN number and CFI COD</b>	<p><b>No. 35,026,129 ordinary shares</b> <b>(on day 30<sup>th</sup> September 2022)</b> <b>CFI at ESVUFR</b> <b>ISIN RSANTBE number 11090</b></p>
<b>The name of the organized market in which the shares are included</b>	JSC Belgrade Stock Exchange Belgrade, Omladinskih brigada str. No 1, 11070 New Belgrade

Сектор финансија

### Ten largest shareholders by number of shares as of 30<sup>th</sup> September 2022

S. No .	Name / Title Shareholders	Number of shares	% Participation
1	REPUBLIC OF SERBIA	29.616.719	84.55
2	OTP BANK SERBIA - CUSTODY ACCOUNT - FO	894.577	2.55
3	OTP BANKA SERBIA - COLLECTIVE ACCOUNT	631.887	1.80
4	OTP BANK SERBIA - CUSTODY ACCOUNT - FO	366.177	1.05
5	RAIFFEISEN BANK JSC - CUSTODY ACCOUNT - KS	66.707	0.19
6	JSC AIRPORT NIKOLA TESLA BELGRADE	55.320	0.16
7	UNICREDIT BANK SERBIA JSC - COLLECTIVE ACCOUNT	36.065	0.10
8	KERAMIKA JOVANOVIĆ LTD	32.379	0.09
9	DUNAV RE JSC	28.231	0.08
10	JSC for insurance AMS INSURANCE	23.586	0.07

Сектор финансија

## 2. INFORMATION ABOUT MAMAGEMENT


Members of the Management board for the period January- September 2022:

Assembly of the company:		
R. no.	Name, surname, place of residence	Education, current employment, (company name and workplace)
1	Vladimir Dimitrijević, Belgrade	Doctor of Law, Executive Director of the Public Company "Post of Serbia"

Supervisor Committee:		
R. no.	Name, surname, place of residence	Education, current employment, (company name and workplace)
1	Vesna Stanković Jevđević, Belgrade	Graduated economist, Assistant Director General of Procurement Directorate of the National Bank of Serbia
2	Ivana Nikolić, Belgrade	Master economist, advisor in the Liquidity and Asset Management dDepartment - Agency for Insurance and Financing of Exports of the Republic of Serbia
3	Goran Mirković, Belgrade	Master of Economics, Advisor at the National Bank of Serbia
4	Petar Jarić, Belgrade	Bachelor of Economics, Deputy Director - National Employment Service
5	Dragoslav Stanković, Doljevac	Professional manager, associate for control and acceptance of measuring points in Elektro distribujija Niš - business Doljevac

Executive Board:		
R. no.	Name, surname, place of residence	Education, current employment, (company name and workplace)
1	Saša Vlaisavljević, Belgrade	Graduated in traffic engineering, president of the Executive Board , general director of AD Aerodrom Nikola Tesla Belgrade
2	Ana Kaluđerović, Belgrade	Graduated in mechanical engineering, Executive Director for monitoring and management of the concession project JSC Airport Nikola Tesla Belgrade

The Company Secretary and Internal Auditor are organizationally separated and directly responsible for their work to the Supervisory Board.



## 2.1. OVERVIEW OF CORPORATE GOVERNANCE RULES

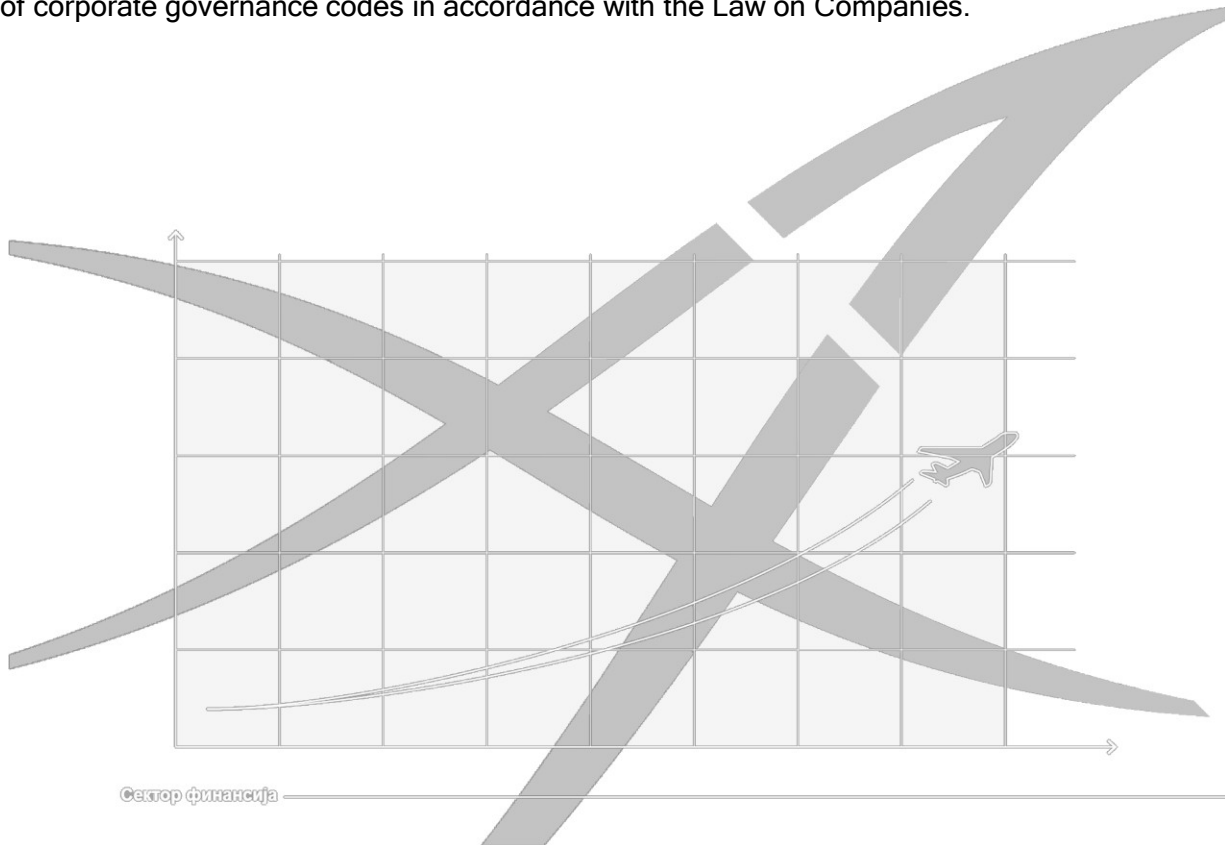
The Company, as a member of the Serbian Chamber of Commerce, has accepted the *Corporate Governance Code* published in the Official Gazette of the Republic of Serbia No. 99/2012, as well as on the Company's website [www.antb.rs](http://www.antb.rs).

The rules of this Code are complementary to the current legal regulations, so that no provision of the Code abolishes the legal rule that regulates the same issue differently. Also, the Code does not alter the meaning or proper interpretation of legal provisions in any way. The Code moves within the boundaries of the law because it covers matters not regulated by law (the so-called legal vacuum) or regulated by dispositive legal norms.

The Code contains two types of rules:

1. recommendations - the rules that the capital company should accept and act upon, which can be recognized in the Code by using the word "should";
2. suggestions - rules that are considered to be preferred practice in the field of corporate governance, which can be recognized in the Code by using the word "can," "should," and similar.

The recommendations contained in this Code represent the minimum standards that public companies (members of the Serbian Chamber of Commerce) should accept and act upon, and if they do not do so or do not do so in the manner envisaged by this Code, it is necessary to provide an explanation for the made deviation in a form of a statement on the implementation of corporate governance codes in accordance with the Law on Companies.



### 3 . REVENUES AND EXPENSES

Revenues and expenses are shown in accordance with the accounting treatment of IFRS 16 – Leasing (Rental).

In accordance with the requirements of IFRS 16, the entire assets of the Company are analyzed from the aspect of the type of assets and the period of their use. Concession assets (movable and fixed assets of the Company given to SPC for use during the Concession Period) are treated as follows:

- Infrastructure assets and closely related assets (equipment) - are subject to depreciation in accordance with IAS 16 (property, plant and equipment).
- Other assets that are not closely related to infrastructure assets - are considered sold on "Day 1", which marks the beginning of the concession, and accordingly are recorded on accruals and deferrals (AVR). These funds are not subject to depreciation, but the total value of these funds is accrued for the entire concession period and proportionally reduces the revenue of the current year.

In accordance with the requirements of IFRS 16, revenue treatment is determined as follows:

- Minimum Annual Concession Fee - the total amount of the agreed Minimum Concession Fee earned per year, and in accordance with the determined amounts of the minimum annual concession fee, as defined by the Concession Agreement.
- Variable benefits that depend on the amount of revenue - are recognized as revenue in the period to which they relate.
- Revenues from planned capital investments realized by SPC on behalf and for the account of the Company (CAPEX) - are accrued by years for the entire Concession period from the moment of putting into operation and handing over newly built fixed Concession Assets, as well as upgrades and reconstructions of existing Concession Assets to the Company, proportionally per years of the remaining period of the concession.

#### 3.1. REVENUE

In the period January- September 2022, the Company achieved a total revenue of 702,579,044 dinars. The total revenue achieved in this way is 24% higher compared to the revenue achieved in the same period of the previous year, and compared to The business plan for the period January- September 2022 is 8% higher.

**Business revenues** in the period January- September 2022 were realized in the amount of 526,111,234 dinars and make up 75% of the total realized revenues. The business revenues achieved in this way are 21% higher compared to the revenues achieved in the same period of the previous year and are 3% lower compared to the Business Plan for the period January- September 2022.

Within the realized business revenues for the period January- September 2022, the largest revenue refers to the revenue from the annual concession fee in the amount of 446,650,308 dinars and is 6% higher compared to the same period of the previous year, followed by the revenue from the acquisition without compensation of cadastral plots 5251 and 5252 Cadastral municipality Surčin, which were transferred to the Company in 2019 by SPC in accordance with the provisions of the Concession Agreement. The total area of the mentioned plots is 107,650 m<sup>2</sup>.

Applying IFRS 16, the total estimated value (25.4 million euros) is proportionally allocated to the Concession Period (25 years), so that for the period January- September 2022, the associated revenue of 89,605,714 dinars (ie. 764 thousand euros) was implemented - according to the medium exchange rate of the NBS on 30th September, 2022 which was 117.3179 dinars).

As part of business revenues, revenue from CAPEX was also realized based on the part of Mandatory Works completed by SPC in the reporting period in accordance with the obligations from the Concession Agreement: remote parking lot, substation for parking lot and solid waste treatment plant (public side). Based on the realized CAPEX, and in accordance with the accounting standard IFRS 16, for the period January- September 2022, corresponding revenue in the amount of 28,208,231 dinars was implemented.

**Financial revenue** in the period January- September 2022, were realized in the amount of 44,813,972 dinars and are higher by 87% compared to the realized revenues in the same period of the previous year. Such a significant increase in financial income compared to the same period of the previous year is a reflection of the fluctuation of the dollar exchange rate, which at the beginning of the year was 103.9262 dinars, while on 30th September 2022, an increase in the exchange rate was recorded to the amount of 119.5536 dinars.


The increase in the dollar exchange rate for the observed period amounts to 15%, while for the same period of the previous year it was 6%, which is a reflection of the increase in financial revenue realized for the period January- September 2022 compared to the same period of the previous year.

The structure of financial income for the period January- September 2022 consists of:

- income from exchange rate differences - realized in the amount of 41,317,880 dinars and participate with 92% in total financial revenue;
- revenue from interest in the amount of 3,395,199 dinars and participate with 8% in total financial revenue;
- irevenue from exchange rate differences - unrealized in the amount of 100,893 dinars.

**Other revenues** in the period January- September 2022, were realized in the amount of 131,653,839 dinars and are 23% higher compared to the revenues achieved in the same period of the previous year, and compared to Business plan for period January- September 2022 they are 37% higher. Realized other revenues are higher due to the positive outcome of the court dispute with JAT Tehnik in the amount of 105.8 million dinars, which was collected in full.

The structure of realized revenue for the period January- September 2022 is shown in the revenue structure table.



Сектор финансија



## STRUCTURE OF REVENUE FOR PERIOD JANUARY- SEPTEMBER 2022

S.No	Account name	Realization January- September 2021	Business plan January- September r2022	Realization January- September 2022	Index	
					6(5/3)	7 (5/4)
1	2	3	4	5	6(5/3)	7 (5/4)
65	<b>OTHER BUSINESS REVENUES</b>	433,695,911	545,099,243	526,111,234	121	97
652	REVENUES FROM TANTIEMS AND LICENCES	6,375,000	6,375,000	637,500	100	100
659	OTHER BUSINESS REVENUES	427,320,911	538,724,243	519,736,234	122	96
<b>I</b>	<b>BUSINESS REVENUES</b>	<b>433,695,911</b>	<b>545,099,243</b>	<b>526,111,234</b>	<b>121</b>	<b>97</b>
66	<b>FINANCIAL REVENUES</b>	24,019,310	9,592,254	44,813,972	187	467
662	INTEREST REVENUE	3,883,970	4,592,254	3,395,199	87	74
663,	EXCHANGE RATE DIFFERENCES- REALIZED	20,134,990	5,000,000	41,317,880	205	826
664	EXCHANGE RATE DIFFERENCES- UNREALIZED	350	0	100,893	28,854	0
<b>II</b>	<b>FINANCIAL REVENUES</b>	<b>24,019,310</b>	<b>9,592,254</b>	<b>44,813,972</b>	<b>187</b>	<b>467</b>
67	<b>OTHER REVENUES</b>	101,994,440	96,230,922	131,116,460	129	136
670	RECEIVABLES FORM SALE OF INATNGIBLEINVESTMENTS, PROPERTY AND PLANT	0	0	16,281,412	0	0
673	RECEIVABLES FROM MATERIAL SALE	1,149,927	0	424,359	37	0
675	COLLECTED WRITTEN-OFF RECEIVABLES	1,986,477	96,230,922	96,369,095	4851	100
676	REVENUE EFFECTIVE RISK PROTECTION	628,962	0	2,097,030	333	0
677	REVENUE FROM DECREASE IN LIABILITIES	208,642	0	3,909	2	0
678	REVENUE FROM TERMINATION OF LONG-TERM ANDSHORT TERM PLACEMENTS	0	0	6,000,000	0	0
679	OTHER NOT MENTIONED REVENUES	98,020,432	0	9,940,655	10	0
69	<b>SUSPENDED BUSINESS PROFIT AND REVENUETRANSFER</b>	5,123,743	0	537,379	20	0
692	REVENUES FORM ADJUSTMENT OF MISTAKES FROMPREVIOUS YEARS	5,123,743	0	537,379	10	0
<b>III</b>	<b>OTHER REVENUES</b>	<b>107,118,183</b>	<b>96,230,922</b>	<b>131,653,839</b>	<b>123</b>	<b>137</b>
<b>TOTAL REVENUES</b>		<b>564,833,403</b>	<b>650,922,418</b>	<b>702,579,044</b>	<b>124</b>	<b>108</b>

Сектор финансија

### Third quarter ( July- Spetember)

In the third quarter of 2022, the Company achieved a total income of 213,536,910 dinars. The total revenue achieved in this way is 62% higher compared to the revenue achieved in the same period of the previous year, and compared to The business plan for the third quarter of 2022 is 4% higher.

**Business revenues** in the third quarter of 2022 were realized in the amount of 177,169,802 dinars and make up 83% of total revenues. The business revenues achieved in this way are 49% higher compared to the revenues achieved in the same period of the previous year, and are 10% lower compared to the Business Plan for the third quarter of 2022.

Within the realized business revenue for the third quarter of 2022, the largest revenue refers to the revenue from the annual Concession fee in the amount of 148,663,579 dinars and is 6% higher compared to the same period of the previous year, then the income from the acquisition of cadastral plots without a fee 5251 and 5252 Cadastral Municipality Surčin, which were transferred to the Company by SPC in 2019 in accordance with the provisions of the Concession Agreement. The total area of the mentioned plots is 107,650 m<sup>2</sup> .

Applying IFRS 16, the total estimated value (EUR 25.4 million) is proportionally allocated to the Concession Period (25 years), so that for the third quarter of 2022 , the corresponding income of 29,868,571 dinars (that is, EUR 254 thousand - per at the medium exchange rate of the NBS on 30th September 2022 which was 117.3179 dinars ).

As part of business income, income from CAPEX was also realized based on the part of Mandatory Works completed by SPC in the reporting period in accordance with the obligations from the Concession Agreement: remote parking lot, substation parking lot and solid waste facility (public side). Based on the realized CAPEX , and in accordance with the accounting standard IFRS 16, for the third quarter of 2022 , it was implemented corresponding income in the amount of 11,178,921 dinars.

**Financial revenues** in the third quarte 2022, were realized in the amount of 19,938,411 dinars and are two times higher compared to the realized income in the same period of the previous year. Such a significant increase in financial income compared to the same period of the previous year is a reflection of the fluctuation of the dollar exchange rate, which at the beginning of the quarter amounted to 112.2284 dinars, while on 30th September 2022, an increase in the exchange rate was recorded in the amount of 119.5536 dinars.

The increase in the dollar exchange rate for the observed period is 7%, while for the same period of the previous year it was 2%, which is a reflection of the increase in financial income realized for the third quarter of 2022 compared to the same period of the previous year.

The structure of financial income for the third quarter of 2022 consists of:

- revenue from exchange rate differences - realized in the amount of 18,600,597 dinars and participate with 93% in total financial revenue;
- Revenue from interest in the amount of 1,304,358 dinars and participate with 7% in total financial revenue;
- Revenue from exchange rate differences - unrealized in the amount of 33,457 dinars.

**Other revenues** in the third quarter of 2022 were realized in the amount of 16,428,697 dinars and are three times higher compared to the revenues realized in the same period of the previous year. Realized other income mostly refers to income from sales based on scrapped vehicles.

The structure of realized revenues for the third quarter 2022 is shown in the revenue structure table.

## STRUCTURE OF REVENUE FOR THIRD QUARTER 2022

S.No	Account name	Realization January- September 2021	Business plan January- September 2022	Realization January- September 2022	Index	
					6(5/3)	7 (5/4)
1	2	3	4	5	6(5/3)	7 (5/4)
65	<b>OTHER BUSINESS REVENUES</b>	119,171,030	196,299,793	177,169,802	149	90
652	REVENUES FROM TANTIEMS AND LICENCES	2,125,000	2,125,000	2,125,000	100	100
659	OTHER BUSINESS REVENUES	117,046,030	194,174,793	175,044,802	150	90
<b>I</b>	<b>BUSINESS REVENUES</b>	<b>119,171,030</b>	<b>196,299,793</b>	<b>177,169,802</b>	<b>149</b>	<b>90</b>
66	<b>FINANCIAL REVENUES</b>	8,636,989	8,250,000	19,938,411	231	242
662	INTEREST REVENUE	1,582,040	3,250,000	1,304,358	82	40
663,	EXCHANGE RATE DIFFERENCES- REALIZED	7,054,905	5,000,000	18,600,597	264	372
664	EXCHANGE RATE DIFFERENCES- UNREALIZED	45	0	33,457	74,647	0
<b>II</b>	<b>FINANCIAL REVENUES</b>	<b>8,636,989</b>	<b>8,250,000</b>	<b>19,938,411</b>	<b>231</b>	<b>242</b>
67	<b>OTHER REVENUES</b>	17,951	0	16,428,697	91.522	0
670	RECEIVABLES FORM SALE OF INATNGIBLE INVESTMENTS, PROPERTY AND PLANT	0	0	16,281,412	0	0
673	RECEIVABLES FROM MATERIAL SALE	0	0	5,670	0	0
679	OTHER NOT MENTIONED REVENUES	17,951	0	141,614	789	0
69	<b>SUSPENDED BUSINESS PROFIT AND REVENUE TRANSFER</b>	4,306,682	0	0	0	0
692	REVENUES FORM ADJUSTMENT OF MISTAKES FROM PREVIOUS YEARS	4,306,682	0	0	0	0
<b>III</b>	<b>OTHER REVENUES</b>	<b>4,324,633</b>	<b>0</b>	<b>16,428,697</b>	<b>380</b>	<b>0</b>
<b>TOTAL REVENUES</b>		<b>132,132,652</b>	<b>204,549,793</b>	<b>213,536,910</b>	<b>162</b>	<b>104</b>

Сектор финансија

## 3.2 . EXPENSES

In the period January-September 2022, **The total expenses** of the company was realized in the amount of 658,148,502 dinars, which is lower by 6% compared to the expenses realized in the same period of the previous year, and compared to The Business Plan for the January-September 2022 is higher by 1%.

**Business expenses** in the period January-September 2022 were realized in the amount of 650,233,080 dinars and make up 99% of the total realized expenses. Business expenses realized in this way are lower by 5% compared to business expenses realized in the same period of the previous year, and compared to The Business Plan for the period January-September 2022 is higher by 1%.

The structure of business expenses consists of:

- Material and energy costs
- Costs of wages, benefits and other personal expenses
- Costs of production services
- Costs of amortization and reservation
- Immaterial costs

**Cost of materials and energy** in the period January-September 2022 were realized in the amount of 1,227,273 dinars and are 7% less compared to the same period in 2021, and compared to The Business Plan for the period January-September 2022 is smaller by 49%.

Material and energy costs they mostly refer to:

- ✓ fuel costs in the amount of 828,997 dinars.

**Costs of wages, benefits and other personal expenses** in the period January-September 2022 were realized in the amount of 119,084,471 dinars and make up 18% of the total realized expenditures. The costs of wages, benefits and other personal expenses realized in this way are higher by 6% compared to the same period in 2021, and compared to The Business Plan for the period January-September 2022 is higher by 1%. The deviation of the costs of wages, benefits and other personal expenses in relation to the same period of the previous year does not represent an increase in the wages of employees, but constitutes a cumulatively observed percentage of achievement due to the return of employees from maternity leave to regular work.

**Costs of production services** in the period January-September 2022 were realized in the amount of 8,072,737 dinars and are 73% less compared to the same period in 2021, and 71% less compared to the Business Plan for the period January-September 2022. The reduction in the costs of production services expressed in this way does not represent a real reduction of the mentioned costs, but costs within the group of costs of production services, such as rent costs, which we are obliged to disclose through the reports based on the application of IFRS 16 - Leasing (the part related to rents) by reporting them as the cost of depreciation of fixed assets with the right of use, interest costs and other operating costs.

The costs of production services make up 1% of the total realized expenditures, i they mostly refer to:

- ✓ the costs of maintenance services in the amount of 5,451,264 dinars - are higher by 17% compared to the same period of the previous year. The increase in these costs is mostly related to the maintenance of IT equipment, which is necessary for the proper functioning of the Company's IT system and enabling supervision over the implementation of the Concession Agreement.

Within the realized expenses, the largest expense is the **cost of depreciation and provisions**, which is in the period January-September 2022 in the amount of 443,829,802 dinars and make up 67% of the total expenses. The cost of depreciation is lower by 4% compared to the same period of the previous year, and compared to the Business Plan for the period January-September 2022, it is higher by 8%.

The decrease in depreciation costs compared to the same period of the previous year is the result of fully depreciated buildings and equipment, which reduced the cost of depreciation on the total assets subject to depreciation calculation.

**Intangible costs** in the period January-September 2022 . were realized in the amount of 78,018,798 dinars and make up 12% of the total realized expenditures. The immaterial costs realized in this way are lower by 4% compared to the same period in 2021, and compared to The business plan for the period January-September 2022 is 10% smaller.

Intangible costs mostly refer to:

- ✓ ANT property tax costs in the amount of 66,266,766 dinars - are 1% lower than the same period in 2021, due to fully depreciated buildings that are the subject of ANT property tax calculations.

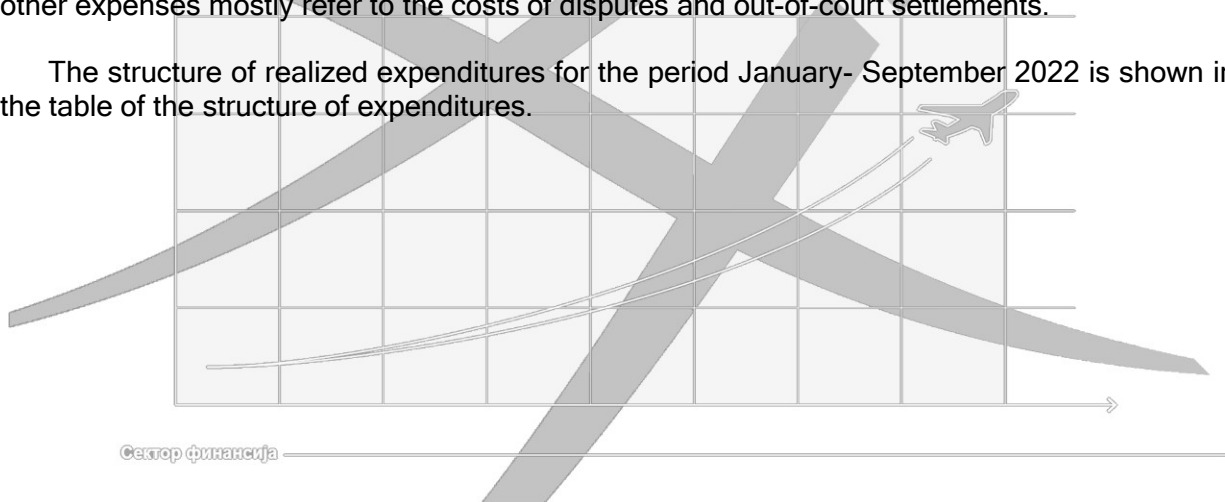
**Financial expenses** in the period January-September 2022 were realized in the amount of 2 . 927,517 dinars and are significantly lower compared to the same period in 2021. Financial expenses, in the observed period, are to the greatest extent a reflection of the fluctuation of the dollar exchange rate.

The structure of financial expenditures for the period January-September 2022 they consist of:

- negative exchange rate differences - in the amount of 2,094,538 dinars and participate with 72% in total financial expenses;
- other financial expenses - in the amount of 435,470 dinars and participate with 15% in total financial expenses;
- expenses based on the effects of the currency clause - in the amount of 392,898 dinars and participate with 13% in the total financial expenses.

**Other expenses** in the period January-September 2022 were realized in the amount of 4,987,905 dinars and are 59% lower compared to the same period in 2021, and compared to the Business Plan for the period January-September 2022, they are higher for 81%. Realized other expenses mostly refer to the costs of disputes and out-of-court settlements.

The structure of realized expenditures for the period January- September 2022 is shown in the table of the structure of expenditures.



## STRUCTURE OF REVENUE FOR THE PERIOD JANUARY-SEPTEMBER 2022

Acc.	Account name	Realization January- September 2021	Business plan January- September2022	Realization January- September 2022	Index	
1	2	3	4	5	6(5/3)	7 (5/4)
51	<b>MATERIAL AND ENERGY EXPENSES</b>	1,325,152	2,424,148	1,227,273	93	51
512	OVERHEADS EXPENSES	628,848	1,232,398	353,876	56	29
513	FUEL AND ENERGY EXPENSES	610,503	845,251	828,997	136	97
515	SINGLE WRITE-OFF OF THE TOOLS AND INVENTORY EXPENSES	85,800	337,500	44,400	52	13
<b>52</b>	<b>EXPENSES OF SALARIES, ALLOWANCES AN OTHER PERSONAL EXP.</b>	<b>112,438,530</b>	<b>118,351,840</b>	<b>119,084,471</b>	<b>106</b>	<b>101</b>
520	EXPENSES OF SALARIES AND CONTRIBUTIONS (GROSS)	82,696,166	86,183,831	86,183,831	104	100
521	EXPENSES OF SALARIES AND CONTRIBUTIONS- EMPLOYER	13,658,755	13,884,975	13,884,975	102	100
522	EXPENSES OF SERVICE CONTRACTS- GROSS	496,075	0	690,148	139	0
524	EXPENSES OF TEMPORARY WORK CONTRACT- GROSS	3,847,373	3,847,483	3,830,854	100	100
526	COMPENSATION OF MANAGER, IE.MANAGEMENT BOARD- GROSS	6,315,536	7,121,282	7,180,210	114	101
529	OTHER PERSONAL EXPENSES AND CONTRIBUTIONS	5,424,624	7,314,269	7,314,451	135	100
<b>53</b>	<b>PRODUCTION SERVICES EXPENSES</b>	<b>29,557,873</b>	<b>27,732,613</b>	<b>8,072,737</b>	<b>27</b>	<b>29</b>
531	TRANSPORT SERVICES EXPENSES	2,551,789	2,388,450	2,242,317	88	94
532	MAINTENANCE EXPENSES	4,672,627	5,487,990	5,451,264	117	99
533	RENT EXPENSES	22,039,482	19,802,533	331,831	2	2
539	OTHER SERVICE EXPENSES	293,975	53,640	47,325	16	88
<b>54</b>	<b>DEPRECIATION AND RESERVATION EXPENSES</b>	<b>460,123,309</b>	<b>410,952,375</b>	<b>443,829,802</b>	<b>96</b>	<b>108</b>
540	DEPRECIATION EXPENSES	452,123,309	407,752,375	440,629,802	97	108
549	OTHER LONG-TERM RESERVATIONS	8,000,000	3,200,000	3,200,00	40	100
<b>55</b>	<b>INTANGIBLE EXPENSES</b>	<b>81,072,993</b>	<b>86,948,112</b>	<b>78,018,798</b>	<b>96</b>	<b>90</b>
550	EXPENSES OF NON-PRODUCTION SERVICES	7,558,509	7,458,808	3,601,865	48	48
551	REPRESENTATION EXPENSES	890,051	1,575,000	2,151,574	242	137
552	INSURANCE PREMIUM EXPENSES	329,940	802,500	563,314	171	70
553	PAYMENT TRANSACTION EXPENSES	431,627	431,250	421,424	98	98
554	MEMBERSHIP FEES EXPENSES	372,000	375,000	423,116	114	113
555	TAX EXPENSES	66,683,032	72,000,000	66,266,766	99	92
559	OTHER INTANGIBLE EXPENSES	4,807,835	4,305,555	4,590,739	95	107
<b>I</b>	<b>BUSINESS EXPENSES</b>	<b>684,517,857</b>	<b>646,409,089</b>	<b>650,233,080</b>	<b>95</b>	<b>101</b>
<b>56</b>	<b>FINANCIAL EXPENSES</b>	<b>4,804,048</b>	<b>0</b>	<b>2,927,517</b>	<b>61</b>	<b>0</b>
562	INTEREST RATE EXPENSES	10,107	0	4,610	46	0
563	NEGATIVE EXCHANGE RATE DIFFERENCES	4,781,253	0	2,094,538	44	0
564	EXPENSES ON THE BASES OF EFFECTIVE CURRENCY CALUSE	12,688	0	392,898	3,097	0
569	OTHER FINANCIAL EXPENSES	0	0	435,470	0	0
<b>II</b>	<b>FINANCIAL EXPENSES</b>	<b>4,804,048</b>	<b>0</b>	<b>2,927,517</b>	<b>61</b>	<b>0</b>
<b>57</b>	<b>OTHER EXPENSES</b>	<b>9,413,242</b>	<b>2,375,000</b>	<b>4,915,903</b>	<b>52</b>	<b>207</b>
570	LOSSES BASED ON EXPENSES AND SALES OF INTANGIBLE PROPERTY AND EQUIPMENT	4,027,080	0	1,241,043	31	0
579	OTHER NOT MENTIONED EXPENSES	5,386,162	2,375,000	3,674,860	68	155
<b>59</b>	<b>EXPENSES FROM PREVIOUS YEARS</b>	<b>2,776,046</b>	<b>375,000</b>	<b>72,002</b>	<b>3</b>	<b>19</b>
592	EXPENSES FOR ADJUSTMENT OF MISTAKES FROM PREVIOUS YEARS WHICH ARE NOT MATERIALLY SIGNIFICANT	2,776,046	375,000	72,002	3	19
<b>iii</b>	<b>OTHER EXPENSES</b>	<b>12,198,288</b>	<b>2,750,000</b>	<b>4,987,905</b>	<b>41</b>	<b>181</b>
<b>TOTAL EXPENSES</b>		<b>701,511,193</b>	<b>649,159,089</b>	<b>658,148,502</b>	<b>94</b>	<b>101</b>

## II and I quarter ( VII-IX )

In the third quarter of 2022 , in The company had a total expenses of 226,812,250 dinars, which is 4% lower than the expenses incurred in the same period of the previous year, and compared to The business plan for the third quarter of 2022 is 3% higher.

**Business expenses** in the third quarter of 2022 were realized in the amount of 222,143,889 dinars and make up 98% of the total realized expenses. The business expenses realized in this way are 4% lower compared to the business expenses realized in the same period of the previous year, and compared to The business plan for the third quarter of 2022 is 2% higher.

The structure of business expenses consists of:

- Material and energy costs
- Costs of wages, benefits and other personal expenses
- Costs of production services
- Costs of amortization and reservation
- Immaterial costs

**Cost of materials and energy** in the third quarter of 2022 . were realized in the amount of 321,945 dinars and are 56% less compared to the same period in 2021, and compared to The business plan for the third quarter of 2022 is lower by 39%.

Material and energy costs they mostly refer to:

- ✓ fuel costs in the amount of 189,613 dinars.

**Costs of wages, benefits and other personal expenses** in the third quarter of 2022 . were realized in the amount of 39,522,239 dinars and make up 17% of the total realized expenditures. The costs of wages, benefits and other personal expenses realized in this way are at the level realized and planned in relation to the same period in 2021.

**Costs of production services** in the third quarter of 2022 were realized in the amount of RSD 3,499,067 and are 66% less compared to the same period in 2021, and 55% less compared to the Business Plan for the third quarter of 2022. The reduction in the costs of production services expressed in this way does not represent a real reduction of the mentioned costs, but costs within the group of costs of production services, such as rent costs, which we are obliged to disclose through the reports based on the application of IFRS 16 - Leasing (the part related to rents) by reporting them as the cost of depreciation of fixed assets with the right of use, interest costs and other operating costs.

The costs of production services make up 2% of the total realized expenditures, i they mostly refer to:

- ✓ the costs of maintenance services in the amount of 2,515,067 dinars - are higher by 46% compared to the same period of the previous year. The increase in these costs is mostly related to the maintenance of IT equipment, which is necessary for the proper functioning of the Company's IT system and enabling supervision over the implementation of the Concession Agreement.

Within the realized expenses, the largest expense is the **cost of depreciation and provisions**, which is in the third quarter of 2022 in the amount of 151,820,163 dinars and make up 67% of the total expenditures. The cost of depreciation is at the level achieved in relation to the same period of the previous year, and in relation to the Business Plan for the third quarter of 2022, they are 5% higher.

**Intangible costs** in the third quarter of 2022 were realized in the amount of 26,980,477 dinars and make up 12% of the total realized expenditures. The immaterial costs realized in this way are lower by 5% compared to the same period in 2021, and compared to The business plan for the third quarter of 2022 is 6% higher.

Intangible costs mostly refer to:

- ✓ property tax costs of ANT in the amount of 22,317,223 dinars - and are 1% lower compared to the same period in 2021.

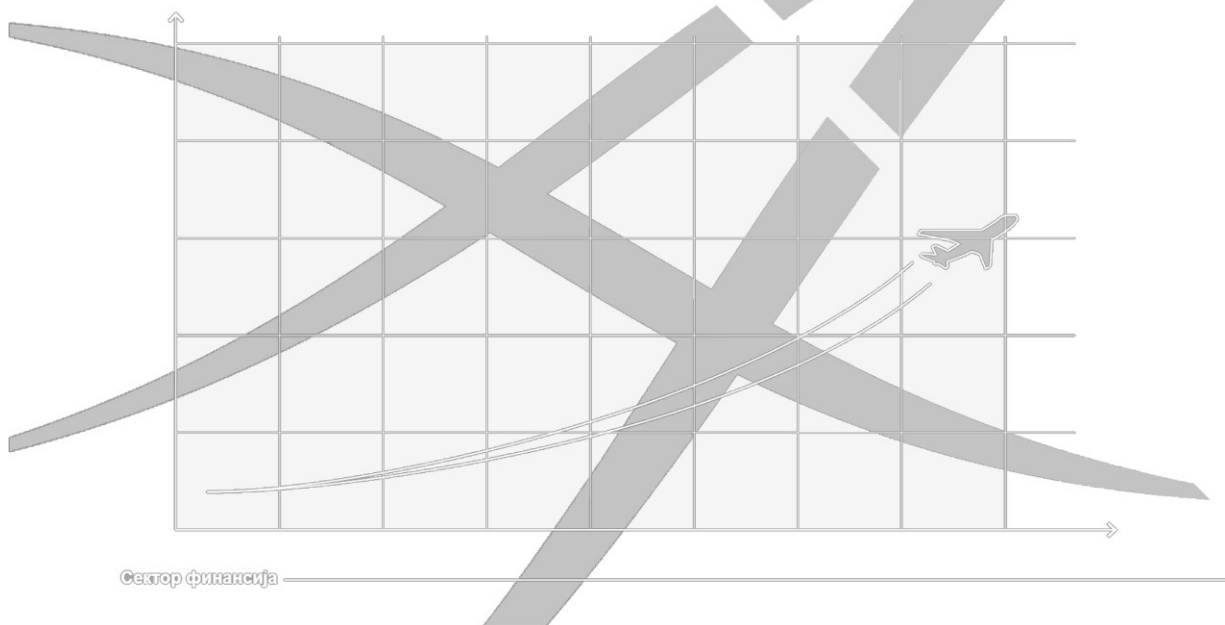
**Financial expenses** in the third quarter of 2022 were realized in the amount of 1,161,106 dinars and are significantly higher compared to the same period in 2021. Financial expenses, in the observed period, are to the greatest extent a reflection of the fluctuation of the dollar exchange rate.

The structure of financial expenditures for the third quarter of 2022 consists of:

- negative exchange rate differences - in the amount of 766,139 dinars and participate with 66% in total financial expenses;
- other financial expenses - in the amount of 389,591 dinars and participate with 34% in total financial expenses.

**Other expenses** in the third quarter of 2022 were realized in the amount of 3,507,255 dinars and are 23% less compared to the same period in 2021, and compared to the Business Plan for the third quarter of 2022, they are three times higher. Realized other expenses mostly refer to the costs of disputes and out-of-court settlements.

The structure of realized expenditures for the third quarter of 2022 is shown in the table of the structure of expenses.





## STRUCTURE OF EXPENSES FOR THIRD QUARTER 2022

Acc.	Account name	Realization January-September 2021	Business plan January-September 2022	Realization January-September 2022	Index	
1	2	3	4	5	6(5/3)	7(5/43)
51	<b>MATERIAL AND ENERGY EXPENSES</b>	735,215	527,281	321,945	44	61
512	OVERHEADS EXPENSES	514,821	142,531	87,932	17	62
513	FUEL AND ENERGY EXPENSES	220,394	284,750	189,613	86	67
515	SINGLE WRITE-OFF OF THE TOOLS AND INVENTORY EXPENSES	0	100,000	44,400	0	44
<b>52</b>	<b>EXPENSES OF SALARIES, ALLOWANCES AN OTHER PERSONAL EXP.</b>	39,502,312	39,490,004	39,522,239	100	100
520	EXPENSES OF SALARIES AND CONTRIBUTIONS (GROSS)	28,076,392	28,583,135	28,583,135	102	100
521	EXPENSES OF SALARIES AND CONTRIBUTIONS- EMPLOYER	4,633,802	4,603,604	4,603,604	99	100
522	EXPENSES OF SERVICE CONTRACTS- GROSS	102,311	0	231,984	227	0
524	EXPENSES OF TEMPORARY WORK CONTRACT- GROSS	1,282,824	1,282,494	1,277,368	100	100
526	COMPENSATION OF MANAGER, IE.MANAGEMENT BOARD- GROSS	2,125,380	2,406,664	2,447,837	115	102
529	OTHER PERSONAL EXPENSES AND CONTRIBUTIONS	3,281,603	2,614,106	2,378,310	72	91
<b>53</b>	<b>PRODUCTION SERVICES EXPENSES</b>	10,319,298	7,860,214	3,499,067	34	45
531	TRANSPORT SERVICES EXPENSES	790,803	791,150	850,216	108	107
532	MAINTENANCE EXPENSES	1,721,456	2,898,047	2,515,067	146	87
533	RENT EXPENSES	7,767,914	4,163,517	118,783	2	3
539	OTHER SERVICE EXPENSES	39,125	7,500	15,000	38	200
<b>54</b>	<b>DEPRECIATION AND RESERVATION EXPENSES</b>	152,169,917	145,144,089	151,820,163	100	105
540	DEPRECIATION EXPENSES	152,169,917	145,144,089	151,820,163	100	105
<b>55</b>	<b>INTANGIBLE EXPENSES</b>	28,271,882	25,469,253	26,980,477	95	106
550	EXPENSES OF NON-PRODUCTION SERVICES	3,963,848	1,158,053	1,407,635	36	122
551	REPRESENTATION EXPENSES	354,571	575,000	1,203,344	39	209
552	INSURANCE PREMIUM EXPENSES	0	267,500	171,228	0	64
553	PAYMENT TRANSACTION EXPENSES	116,577	143,750	133,708	115	93
554	MEMBERSHIP FEES EXPENSES	105,000	125,000	118,872	113	95
555	TAX EXPENSES	22,495,931	22,500,000	22,317,223	99	99
559	OTHER INTANGIBLE EXPENSES	1,235,956	699,950	1,628,467	132	233
<b>I</b>	<b>BUSINESS EXPENSES</b>	<b>230,998,625</b>	<b>218,490,842</b>	<b>222,143,889</b>	<b>96</b>	<b>102</b>
<b>56</b>	<b>FINANCIAL EXPENSES</b>	74,360	0	1,161,106	1,561	0
562	INTEREST RATE EXPENSES	8,266	0	0	0	0
563	NEGATIVE EXCHANGE RATE DIFFERENCES	57,254	0	766,139	1,338	0
564	EXPENSES ON THE BASES OF EFFECTIVE CURRENCY CALUSE	8,840	0	5,376	61	0
569	OTHER FINANCIAL EXPENSES	0	0	389,591	0	0
<b>II</b>	<b>FINANCIAL EXPENSES</b>	<b>74,360</b>	<b>0</b>	<b>1,161,106</b>	<b>1,561</b>	<b>0</b>
<b>57</b>	<b>OTHER EXPENSES</b>	4,524,636	1,000,000	3,507,255	78	351
570	LOSSES BASED ON EXPENSES AND SALES OF INTANGIBLEPROPERTY AND EQUIPMENT	4,027,080	0	1,241,043	31	0
579	OTHER NOT MENTIONED EXPENSES	497,556	1,000,000	2,266,211	455	227
<b>59</b>	<b>EXPENSES FROM PREVIOUS YEARS</b>	1,160	0	0	0	0
592	EXPENSES FOR ADJUSTMENT OF MISTAKES FROM PREVIOUS YEARS WHICH ARE NOT MATERIALLY SIGNIFICANT	1,160	0	0	0	0
<b>iii</b>	<b>OTHER EXPENSES</b>	<b>4,525,796</b>	<b>1,000,000</b>	<b>3,507,255</b>	<b>77</b>	<b>351</b>
<b>TOTAL EXPENSES</b>		<b>235,598,781</b>	<b>219,490,842</b>	<b>226,812,250</b>	<b>96</b>	<b>103</b>

© 2020 Фирма "А" —

### 3 . 3. FINANCIAL RESULT FOR THE PERIOD JANUARY- SEPTEMBER 2022

In the period January- September 2022, a positive financial result was reported in the gross amount of 44,430,542 dinars.

#### FINANCIAL RESULT FOR PERIOD JANUARY- SEPTEMBER 2022

S.No	Account name	Realization January-September 2021	Business plan January-September 2022	Realization January-September 2022	Index	
1	2	3	4	5	6(5/3)	7 (5/4)
1	Business revenues	433,695,911	545,099,243	526,111,234	121	97
2	Business expenses	684,517,857	646,409,089	650,233,080	95	101
<b>3</b>	<b>Business loss (2-1)</b>	<b>250,821,947</b>	<b>101,309,847</b>	<b>124,121,847</b>	<b>49</b>	<b>123</b>
4	Financial revenues	24,019,310	9,592,254	44,813,972	187	467
5	Financial expenses	4,804,048	0	2,927,517	61	0
<b>6</b>	<b>Financial profit (4-5)</b>	<b>19,215,261</b>	<b>9,592,254</b>	<b>41,886,455</b>	<b>218</b>	<b>437</b>
7	Other revenues	107,118,183	96,230,922	131,653,839	123	137
8	Other expenses	12,189,288	2,750,000	4,987,905	41	181
<b>9</b>	<b>Other profit (7-8)</b>	<b>94,928,895</b>	<b>93,480,922</b>	<b>126,665,934</b>	<b>133</b>	<b>135</b>
<b>10</b>	<b>Total revenues(1+4+7)</b>	<b>564,833,403</b>	<b>650,922,418</b>	<b>702,579,044</b>	<b>124</b>	<b>108</b>
<b>11</b>	<b>Total expenses (2+5+8)</b>	<b>701,511,193</b>	<b>649,159,089</b>	<b>658,148,502</b>	<b>94</b>	<b>101</b>
<b>12</b>	<b>Total gross revenue (10-11)</b>		<b>1,763,329</b>	<b>44,430,542</b>		<b>2,520</b>
<b>12a</b>	<b>Total gross loss (11-10)</b>	<b>136,677,790</b>				

13	Tax expenses for period					
14	Deferred Tax expenses for period			0		
15	Deferred tax revenue for period	1,259,548				
16	Paid personal income of the employer					
<b>17</b>	<b>Net profit</b>		<b>1,763,329</b>	<b>44,430,542</b>		<b>2,520</b>
<b>17a</b>	<b>Net loss</b>	<b>135,418,242</b>				

Сектор финансија

### Third quarter ( July- September)

In the third quarter of 2022, a negative result was achieved in the gross amount of (13,275,341) dinars.

It is important to note that the realized negative result of operations for the third quarter of 2022 does not represent a risk to the successful performance of the Company's activities, which after all represents a trend that can be observed in the result, where the negative result is significantly lower in the third quarter of the current year compared to the same period of the previous year years.

### FINANCIAL RESULT FOR THIRD QUARTER

S.No	Account name	Realization January-September 2021	Business plan January-September 2022	Realization January-September 2022	Index	
					6(5/3)	7 (5/4)
1	2	3	4	5	6(5/3)	7 (5/4)
1	Business revenues	119,171,030	169,299,793	177,169,802	149	90
2	Business expenses	230,998,625	218,490,842	222,143,889	96	102
<b>3</b>	<b>Business loss (2-1)</b>	111,827,595	22,191,049	44,974,088	40	203
4	Financial revenues	8,636,989	8,250,000	19,938,411	231	242
5	Financial expenses	74,360	0	1,161,106	1,561	0
<b>6</b>	<b>Financial profit (4-5)</b>	8,562,629	8,250,000	18,777,305	219	228
7	Other revenues	4,324,633	0	16,428,967	380	0
8	Other expenses	4,525,796	1,000,000	3,507,255	77	351
<b>9</b>	<b>Other profit (7-8)</b>			12,921,442	0	0
<b>9a</b>	<b>Other loss (8-7)</b>	201,163	1,000,000		0	0
<b>10</b>	<b>Total revenues(1+4+7)</b>	132,132,652	204,549,793	213,536,910	162	104
<b>11</b>	<b>Total expenses(2+5+8)</b>	235,598,781	219,460,842	226,812,250	96	103
<b>12</b>	<b>Total gross loss (11-10)</b>	103,466,129	14,941,049	13,275,341	13	89
13	Tax expenses for period					
14	Deferred tax expenses for period					
15	Deferred tax revenues for period	138,940		0	0	
16	Paid personal income of the employer					
<b>17</b>	<b>Net loss</b>	<b>103,327,189</b>	<b>14,941,049</b>	<b>13,275,341</b>	<b>13</b>	<b>89</b>

Сектор финансија


### 3. 4 . NUMBER OF EMPLOYEES

#### Number of employees per HR records for the period January-September 2022 (on the last day in the month)

Month	Full time	Fixed-term	Subtotal	Temporary	Total
1	2	3	4 (2+3)	5	6 (4+5)
January	35	0	35	1	36
February	35	0	35	1	36
March	35	0	35	1	36
April	35	0	35	1	36
May	35	0	35	1	36
June	35	0	35	1	36
July	35	0	35	1	36
August	35	0	35	1	36
September	35	0	35	1	36

#### 4. INFORMATION ON INVESTMENTS FOR THE PURPOSE OF ENVIRONMENTAL PROTECTION

In accordance with its new registered activity, the company actively participates in solving the problem of environmental pollution and raising environmental awareness of all employees and other persons with whom it has contact directly and indirectly, but also within the framework of the obligations from the Concession Agreement, it cooperates with the SPC in this area, following that In its work, SPC applies positive regulations and the highest standards when it comes to environmental protection.



## 5. DESCRIPTION OF ALL IMPORTANT BUSINESS EVENTS THAT HAPPENED IN PERIOD JANUARY-SEPTEMBER 2022

In the period January-September 2022, it is necessary to mention the following important business events within the scope of performing the duties of supervision over the implementation of the Concession Agreement and in connection with the Obligatory works on the construction, reconstruction and maintenance of the airport infrastructure performed by SPC, as can be seen at the airport complex.

In the reporting period, SPC continued with the timely performance of Mandatory Works in accordance with the provisions of the Concession Agreement, without affecting the regularity of passenger traffic, as can be seen in the passenger terminal building, which is undergoing reconstruction and extension, as well as in the public zone and in the secured restrictive zone of the airport complex. The performance of works continued on the construction of an inserted runway as the first major airport infrastructure project after 60 years at the Belgrade airport.

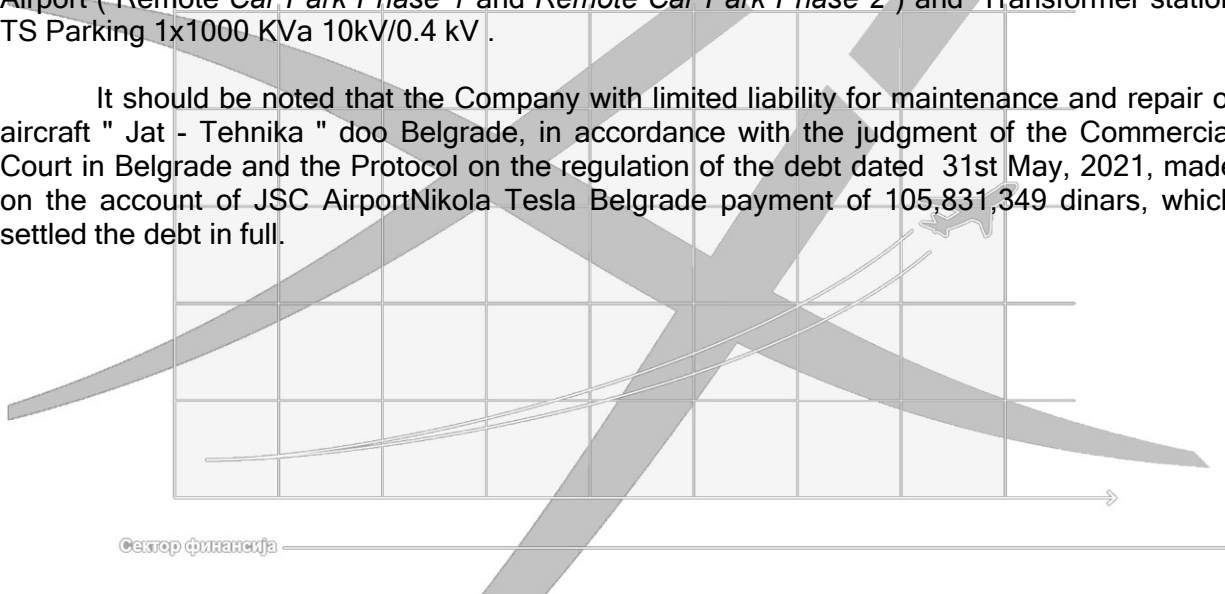
Work continued on the reconstruction and extension of the Terminal building according to the planned phases.

In the period January-September 2022, works were also carried out on the construction of the system of access roads and parking lots in the function of the dock building and the waste water treatment plant. Works on the construction of a photovoltaic plant, works on the construction of a new weather station, new platforms for de-icing and anti-icing of aircraft, service roads along the new finger corridor C, as well as works within the first phase of the construction of line infrastructure facilities have been completed.

Certificates of completion of works were issued: Solid waste treatment plant landside, Reconstruction and extension of Platform B and Construction of a separate parking lot and access roads at Belgrade Nikola Tesla Airport (*Remote Car Park Phase 1* and *Remote Car Park Phase 2*).

The records of the reception and handover of the facility were signed: Solid waste treatment plant landside, and the separate parking and access road at Nikola Tesla Belgrade Airport (*Remote Car Park Phase 1* and *Remote Car Park Phase 2*) and Transformer station TS Parking 1x1000 KVa 10kV/0.4 kV.

It should be noted that the Company with limited liability for maintenance and repair of aircraft "Jat - Tehnika" doo Belgrade, in accordance with the judgment of the Commercial Court in Belgrade and the Protocol on the regulation of the debt dated 31st May, 2021, made on the account of JSC Airport Nikola Tesla Belgrade payment of 105,831,349 dinars, which settled the debt in full.



## 5.1 . DESCRIPTION OF ALL IMPORTANT BUSINESS EVENTS THAT OCCURRED AFTER THE END OF PERIOD JANUARY- SEPTEMBER 2022.

After the end of the period January- September 2022 , there were no business events that should be mentioned .

## 6 . DESCRIPTION OF THE MOST SIGNIFICANT RISKS AND UNCERTAINTY IN THE PERIOD JANUARY- SEPTEMBER 2022

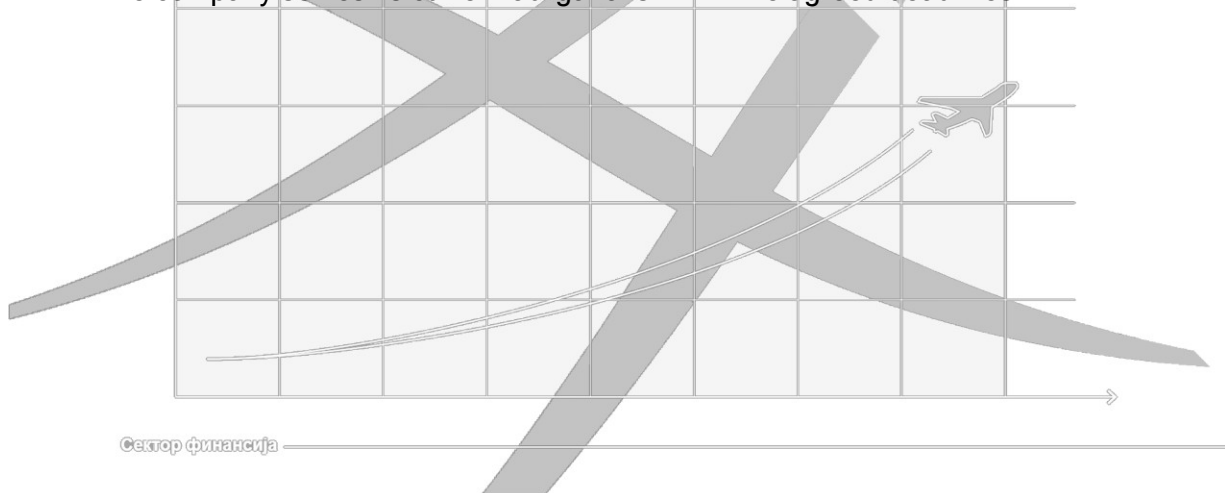
Starting from the hostilities between the Russian Federation and the Republic of Ukraine, it is expected that this event will also affect the concession project, and bearing in mind the complexity of the same, i.e. SPC's obligations based on the Agreement on financing for development through construction and reconstruction, maintenance and management with the infrastructure of JSC Airport Nikola Tesla Belgrade and the performance of airport operator activities at Airport Nikola Tesla from 22<sup>nd</sup> March 2018. The full effect of this additional event cannot be assessed at this time.

The consequences of the impact of the pandemic caused by the COVID 19 virus on passenger traffic at Airport Nikola Tesla are still being felt, as they are everywhere in the world, which is still reflected in SPC's operations, and indirectly in the Company's business results. At the same time, the traffic shows a stable dynamic of recovery compared to 2019 as a measurement year before the pandemic, and SPC continued with the execution of Mandatory works on the construction, reconstruction and maintenance of the airport infrastructure in the contracted schedule and without stoppages, for which it regularly provides financing .

In addition to the above, the management's assessment is that the Company's financial condition is still such that there is no uncertainty regarding the ability to continue operations on a going concern basis and that there is no material impact on operations.

Due to the existence of market risks that affect financial instruments, the management of the Company studiously monitors the developments that lead to risks and undertakes the necessary measures for risk management. Also, the management believes that there are no significant risks related to the fulfillment of legal norms, the liquidity of the company and the market position in the future period that could violate the principle of continuity of operations.

The company settles its current obligations within the agreed deadlines.



## 7. COMPANY'S MAJOR OPERATIONS WITH RELATED PARTIES

The JSC Airport Nikola Tesla Belgrade does not have any related parties under the Law on Companies (Official Gazette of RS No. 36/2011, 99/2011, 83/2014, 5/2015, 44/2018, 95/2018, 91/2019 and 109/2021, Article 62) accordingly, there are no business activities with related parties.


### 7.1 . EXISTENCE OF BRANCHES

JSC Airport Nikola Tesla Belgrade has no branches within the Company.

Belgrade, November 2022

Managing Director

Saša Vlasisavljević, B.Sc. in Traffic Engineering





## Managing Director - Chairman of the Executive Board

Number: GD -3756/2022    E: [kabinet@antb.rs](mailto:kabinet@antb.rs)    www.antb.rs    11180 Belgade 59, Republic of Serbia  
Date: 8<sup>th</sup> November 2022    SITA: EGOWXX    Register number: 07036540    TIN: 10000539

Pursuant to Article 52 paragraph 3 item 7 and in regard with Article 53 paragraph 3 of the Law on Capital Market ("Official Gazette" No. 31/2011, 112/2015, 108/2016, 9/2020, and 153/2020) we make the following:

### STATEMENT

We declare that, to the best of our knowledge, the Quarterly Report for the third quarter of the year of 2022 has been prepared using appropriate international financial reporting standards and provides true and objective information about assets, liabilities, financial position and operations, profits and losses, cash flows and changes in capital of JSC Airport Nikola Tesla Belgrade.

This statement was made for the purpose of publishing the Quarterly Report of JSC Belgrade Nikola Tesla Airport for the third quarter of the year of 2022 and cannot be used otherwise.

Head of the Finance, Accounting and Planning  
Sector  
Jelena Arsenijević, Bachelor of Economics

Managing director  
Saša Vlasisavljević, Graduated traffic engineer



**JOINT STOCK COMPANY  
AIRPORT NIKOLA TESLA BELGRADE  
SUPERVISORY BOARD**

**Number: DNO - 96/2022**

**Date: 14<sup>th</sup> November 2022**

Pursuant to Article 53 of the Law on Capital Market ("Official Gazette of RS" No. 31/2011, 112/2015, 108/2016, 9/2020, and 153/2020) and Article 32, paragraph 1, item 5) of the Statute of the Joint Stock Company Airport Nikola Tesla Belgrade (number: 361 dated 5<sup>th</sup> February 2019 - consolidated text), the Supervisory Board of the Joint Stock Company Airport Nikola Tesla Belgrade, at the 363<sup>rd</sup> session held on 14<sup>th</sup> November 2022, adopted the following:

**DECISION**

1. The Financial Statement as of the 30<sup>th</sup> September 2022 of the Joint Stock CompanyBelgrade Nikola Tesla Airport is approved.
2. This Decision shall enter into force on the day of its adoption.

**Rationale**

In addition to the regular Annual Financial Statements under the Law on Accounting (Official Gazette 62/13, 30/2018, 73/2019 and 44/21 - other law), the Law on Capital Market ("Official Gazette of RS", No. 31 / 2011, 112/2015, 108/2016, 9/2020, and 153/2020) and the Rulebook on the conditions and manner of public disclosure of financial statements and keeping the register of financial statements (Official Gazette 142/2020), that shall be submitted to the Agency for Business registers after adoption by the competent authority (Company Assembly) no later than 45 days after the end of the quarter, Public companies have additional reporting obligations prescribed by the Law on Capital Market, the Rulebook on the content, form, and manner of publishing annual, semi-annual and quarterly reports of public companies, and the Instructions on how Public Companies submit information to the Securities Commission.

Under Article 53, paragraph 1 of the Law on Capital Market, a public company whose securities are traded on a regulated market is obliged to compile, publish and submit to the Commission and the market organizer a quarterly report, no later than 45 days after the end of each of the first three quarters of the current business year, as well as to ensure that this report is available to the public for at least five years from the date of publication.

The Company prepared the draft of the Financial Statement as of the 30<sup>th</sup> September 2022 which includes:

- Balance Sheet as of 30<sup>th</sup> September 2022
- Income statement for the period January- September 2022
- Report on other results for the period January- September 2022
- Report on equity changes for the period January- September 2022

- Report on cash flows for the period January- September 2022
- Notes to the financial statements for the period January- September 2022

By conclusion no. DNO-92/2022 dated 14<sup>th</sup> November 2022 the Audit Committee confirmed truthfulness of the proposed financial reportr as of 30<sup>th</sup> September 2022 with notes.

The Financial Statement as of 31<sup>st</sup> March 2022 within the Quarterly report for period January-September 2022 within the deadline determined by the Law on Capital Market through corporate agent submits to the Securities Commission, for publishing.

Based on all the above, the Supervisory Board decided as in the enacting clause.

Submit to:

- Executive Board;
- Secretary of the Company;
- Sector of finance, accounting and planning;
- Archives.

THE CHAIRMAN OF the SUPERVISORY BOARD

Vesna Stanković Jevđević, Bachelor of Economics

**JOINT STOCK COMPANY  
AIRPORT NIKOLA TESLA BELGRADE  
SUPERVISORY BOARD  
Number: DNO – 97/2022  
Date: 14<sup>th</sup> November 2022**

Pursuant to Article 53 of the Law on Capital Market ("Official Gazette of RS" No. 31/2011, 112/2015, 108/2016, 9/2020, and 153/2020) and Article 32, paragraph 1, item 5) of the Statute of the Joint Stock Company Airport Nikola Tesla Belgrade (number: 361 dated 5<sup>th</sup> February 2019 - consolidated text), the Supervisory Board of the Joint Stock Company Airport Nikola Tesla Belgrade, at the 363<sup>rd</sup> session held on 14<sup>th</sup> November 2022, adopted the following:

**DECISION**

1. The Business Report for the third quarter of 2022 of the Joint Stock Company Airport Nikola Tesla Belgrade is approved.
2. This Decision shall enter into force on the day of its adoption.

**Rationale**

Article 32, paragraph 1, point 5) of the Statute stipulates that the Supervisory Board approves financial reports and other reports of the Company, the adoption of which is not within the competence of the Assembly of the Company, but in accordance with the Law.

In addition to the regular Annual Financial Statements under the Law on Accounting (Official Gazette 62/13, 30/2018, 73/2019 and 44/21 - other law), the Law on Capital Market ("Official Gazette of RS", No. 31/2011, 112/2015, 108/2016, 9/2020, and 153/2020) and the Rulebook on the conditions and manner of public disclosure of financial statements and keeping the register of financial statements (Official Gazette 142/2020), that shall be submitted to the Agency for Business registers after adoption by the competent authority (Company Assembly) no later than 45 days after the end of the quarter, Public companies have additional reporting obligations prescribed by the Law on Capital Market, the Rulebook on the content, form, and manner of publishing annual, semi-annual and quarterly reports of public companies, and the Instructions on how Public Companies submit information to the Securities Commission.

Under Article 53, paragraph 1 of the Law on Capital Market, a public company whose securities are traded on a regulated market is obliged to compile, publish and submit to the Commission and the market organizer a quarterly report, no later than 45 days after the end of each of the first three quarters of the current business year, as well as to ensure that this report is available to the public for at least five years from the date of publication.

Given the above, acting under applicable regulations and the Articles of Association, the Business Report for the third quarter of 2022 was prepared and submitted to the Audit Committee to confirm the correctness of the Business Report, as well as to the Supervisory Board for approval.

The Audit Committee confirmed the correctness of the Business report for the third quarter of 2022 by the Conclusion number DNO-93/2022 dated 14<sup>th</sup> November 2022.

Based on all the above, the Supervisory Board decided as in the enacting clause.

Submit to:

- Executive Board;
- Secretary of the Company;
- Sector of finance, accounting and planning;
- Archives.

The Chairman of the Supervisory Board

Vesna Stanković Jevđević, Bachelor of Economics