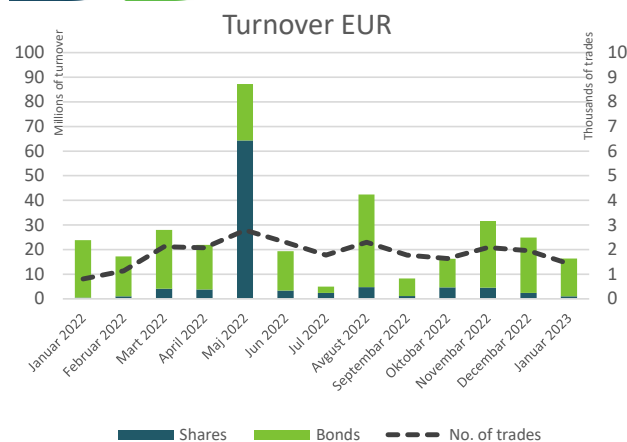


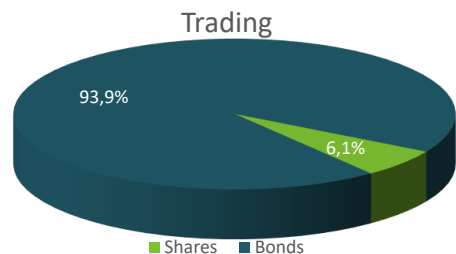


# Belgrade Stock Exchange Monthly Report

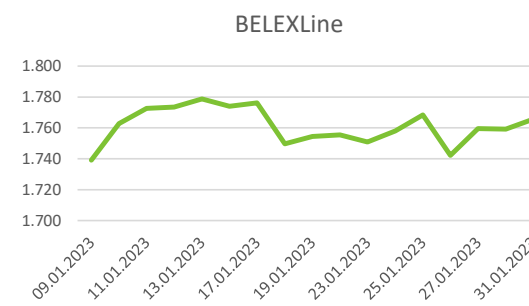
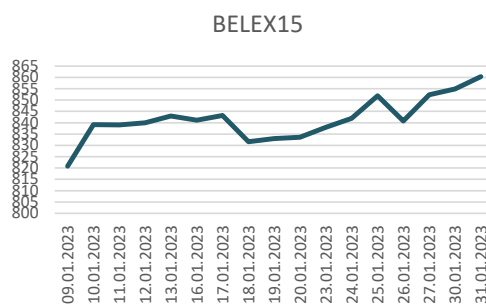
January 2023



Segment	Total Turnover EUR	Trades
Prime Listing Shares	403.765	690
Prime Listing Bonds	15.407.106	162
Open Market Shares	594.037	546
MTP Shares	4.114	28
<b>Total:</b>	<b>16.409.022</b>	<b>1.426</b>



Index	Last	Index Market Cap EUR	% Of Total Market Cap	Trades	Turnover EUR	Mohtly Change	YTD
BELEX15	860,34	2.041.214.674	56,96%	1.026	708.352	4,33%	4,33%
BELEXLine	1765,65	2.140.815.578	59,74%	1.203	951.599	1,48%	1,48%



### Top 5 traded shares

Issuer	Ticker	Price RSD	Turnover EUR	% Change	Trades
NIS a.d., Novi Sad	NIIS	695,00	361.974	2,96%	404
Žitopek a.d., Niš	ZTPK	1.401,00	193.525	75,13%	114
Dunav osiguranje a.d., Beograd	DNOS	1.135,00	171.307	6,17%	259
Alfa plam a.d., Vranje	ALFA	23.000,00	103.729	10,15%	34
Jugoprevoz Kruševac a.d., Kruševac	JGPK	9.360,00	35.334	-22,00%	19

Top 3 gainers in the month		Ticker	Price RSD	% Change	Turnover EUR
Žitopek a.d., Niš		ZTPK	1.401,00	75,13%	193.525
Transport Voždovac a.d., Beograd		TRVZ	1.366,00	29,97%	279
Alfa plam a.d., Vranje		ALFA	23.000,00	10,15%	103.729

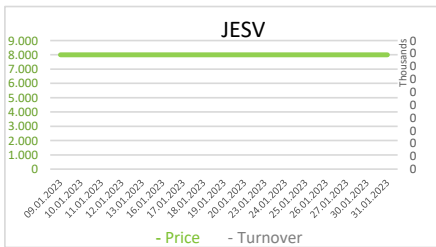
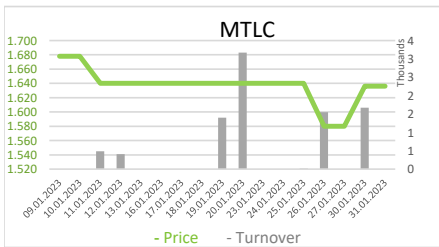
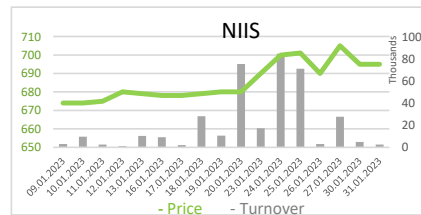
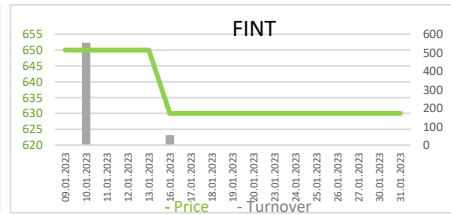
Top 3 decliners in the month		Ticker	Price RSD	% Change	Turnover EUR
Putevi a.d., Užice		PUUE	252,00	-49,60%	5.821
Severni Banat a.d., Kikinda		SEVB	490,00	-23,56%	693
Jugoprevoz Kruševac a.d., Kruševac		JGPK	9.360,00	-22,00%	35.334

Total Market Capitalization (Shares) EUR: 3.583.390.383



## Shares - Official Listing Segments

Prime Listing Shares										
Ticker	Issuer	Price RSD	Turnover EUR	Trades	1y price range	Issued shares	Monthly change	Market CAP	P/E	P/B
AERO	Aerodrom Nikola Tesla a.d. , Beograd	1.748,00	32.487	273	1000 - 1750	35.026.129	9,52%	521.628.037	/	2,14
FINT	Fintel energija a.d. , Beograd	630,00	608	2	590 - 650	26.510.506	-3,08%	142.293.782	10.080,00	38,70
JESV	Jedinstvo a.d. , Sevojno	8.000,00	0	0	7200 - 8599	255.130	0,00%	17.389.171	5,75	0,74
MTLC	Metalac a.d. , Gornji Milanovac	1.636,00	8.697	11	1220 - 1850	2.040.000	-2,50%	28.434.187	13,13	0,92
NIIS	NIS a.d., Novi Sad	695,00	361.974	404	482 - 711	163.060.400	2,96%	965.518.640	4,90	0,42





## Bonds - Official Listing Segments

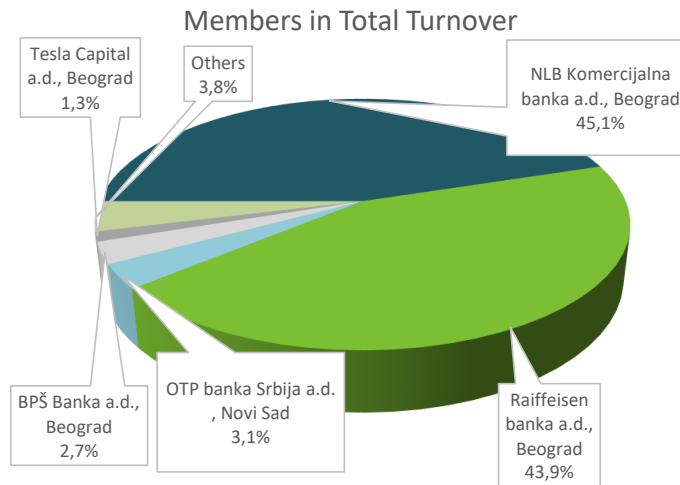
Prime Listing Bonds - top 5 Turnover

Ticker	Issuer	Price	Turnover EUR	Trades	1y price range	No. of bonds	Monthly change
RSO22201	Republika Srbija	97,4922	14.387.579	2	97,4922 - 101,1982	5.808.487	-2,11%
RSO19183	Republika Srbija	99,8604	827.843	2	99,8128 - 104,1954	100.000	-9,37%
RSO20193	Republika Srbija	85,5541	48.846	1	79,2172 - 106,5042	15.540.071	0,95%
RSRES12A202	Republika Srbija	66,0200	15.337	20	65 - 79,25	370.420.717	-5,69%
RSRES12A202	Republika Srbija	92,8000	13.150	15	90,01 - 94	396.415.134	0,87%

## Top Member Statistics

Trading in shares		
Member Name	Turnover EUR	% in Turnover
Tesla Capital a.d., Beograd	412.786	20,60%
NLB Komercijalna banka a.	347.694	17,35%
Dunav Stockbroker a.d., B	328.147	16,38%
M&V Investments a.d., Be	213.763	10,67%
OTP banka Srbija a.d., Nov	155.757	7,77%

Member name	Trades	% in Trades
BPŠ Banka a.d., Beograd	552	21,84%
NLB Komercijalna banka a.	429	16,97%
Dunav Stockbroker a.d., B	417	16,50%
Tesla Capital a.d., Beograd	335	13,25%
M&V Investments a.d., Be	184	7,28%



Trading in bonds		
Member Name	Turnover EUR	% in Turnover
NLB Komercijalna banka a.d., Beograd	14.460.797	46,93%
Raiffeisen banka a.d., Beograd	14.387.579	46,69%
OTP banka Srbija a.d., Novi Sad	875.009	2,84%
BPŠ Banka a.d., Beograd	847.731	2,75%
M&V Investments a.d., Beograd	131.044	0,43%

Member name	Trades	% in Trades
NLB Komercijalna banka a.d., Beograd	118	36,42%
M&V Investments a.d., Beograd	99	30,56%
BPŠ Banka a.d., Beograd	39	12,04%
OTP banka Srbija a.d., Novi Sad	26	8,02%
Momentum Securities a.d., Novi Sad	23	7,10%