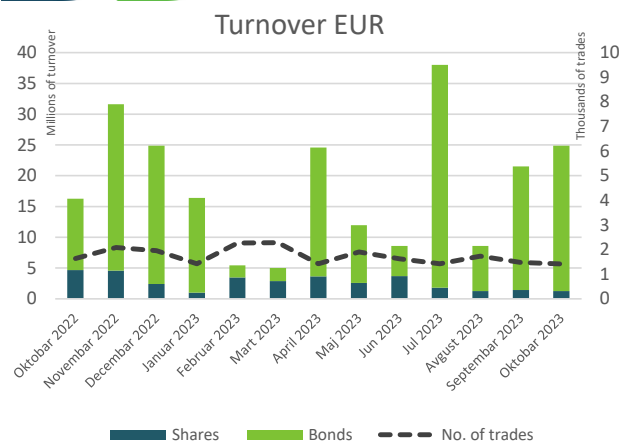


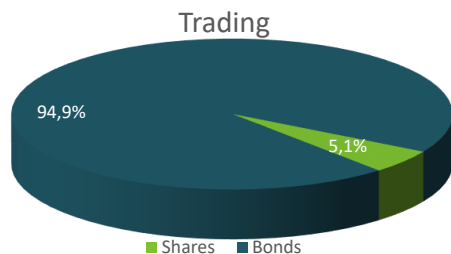


# Belgrade Stock Exchange Monthly Report

October 2023

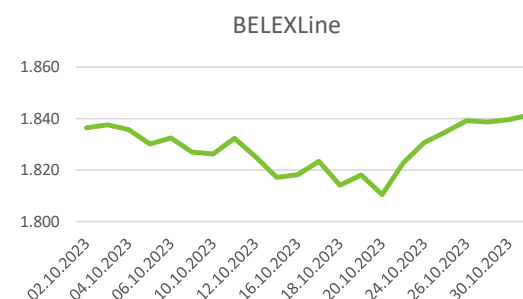
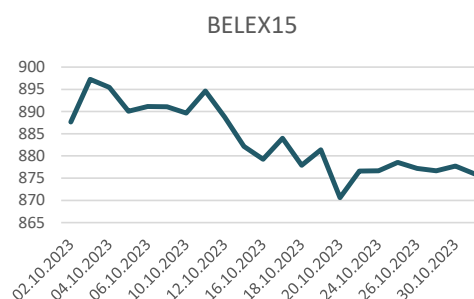


Segment	Total Turnover EUR	Trades
Prime Listing Shares	693.393	801
Prime Listing Bonds	23.606.057	190
Open Market Shares	578.044	426
MTP Shares	0	0
<b>Total:</b>	<b>24.877.494</b>	<b>1.417</b>



Total Market Capitalization (Shares) EUR: 3.611.614.114

Index	Last	Index Market Cap EUR	% Of Total Market Cap	Trades	Turnover EUR	Mothy Change	YTD
BELEX15	875,94	2.140.092.750	59,26%	1.072	996.202	-1,23%	6,22%
BELEXLine	1841,45	2.257.682.927	62,51%	1.180	1.181.053	0,35%	5,84%



**Top 5 traded shares**

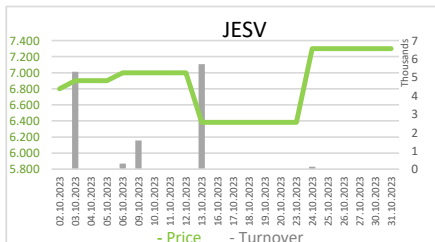
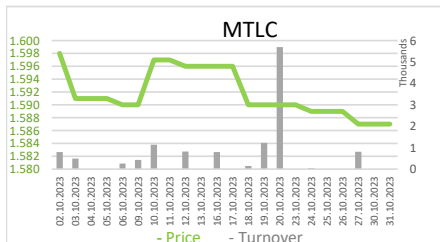
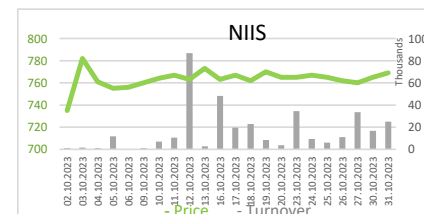
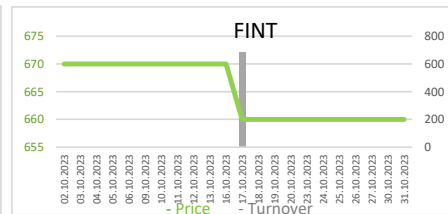
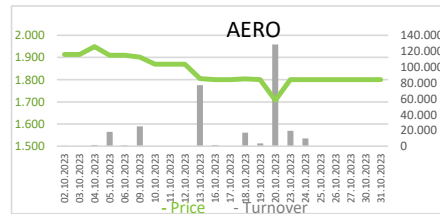
Issuer	Ticker	Price RSD	Turnover EUR	% Change	Trades
NIS a.d., Novi Sad	NIIS	769,00	362.747	4,48%	452
Aerodrom Nikola Tesla a.d., Beograd	AERO	1.800,00	304.308	-5,76%	288
Dunav osiguranje a.d., Beograd	DNOS	980,00	191.116	0,82%	208
Messer Tehnogas a.d., Beograd	TGAS	15.235,00	103.778	-8,77%	44
Lasta a.d., Beograd	LSTA	550,00	46.388	0,00%	10

Top 3 gainers in the month		Ticker	Price RSD	% Change	Turnover EUR
Informatika a.d., Beograd		INFM	2.800,00	54,70%	1.699
Žitopek a.d., Niš		ZTPK	3.490,00	20,34%	30.036
Jedinstvo a.d., Sevojno		JESV	7.299,00	7,34%	12.995
Top 3 decliners in the month		Ticker	Price RSD	% Change	Turnover EUR
Jugoprevoz Kruševac a.d., Kruševac		JGPK	6.900,00	-13,64%	21.119
Revnost a.d., Novi Sad		RVST	15.000,00	-9,12%	128
Messer Tehnogas a.d., Beograd		TGAS	15.235,00	-8,77%	103.778



## Shares - Official Listing Segments

Prime Listing Shares								
Ticker	Issuer	Price RSD	Turnover EUR	Trades	1y price range	Issued shares	Monthly change	Market CAP
AERO	Aerodrom Nikola Tesla a.d. , Beograd	1.800,00	304.308	288	1350 - 2100	35.026.129	-5,76%	538.046.336
FINT	Fintel energija a.d. , Beograd	660,00	681	1	620 - 670	26.510.506	-1,49%	149.319.657
JESV	Jedinstvo a.d. , Sevojno	7.299,00	12.995	15	6330 - 8051	232.703	7,34%	14.495.072
MTLC	Metalac a.d. , Gornji Milanovac	1.587,00	12.661	45	1220 - 1730	2.040.000	0,44%	27.628.807
NIIS	NIS a.d., Novi Sad	769,00	362.747	452	594 - 870	163.060.400	4,48%	1.070.113.576





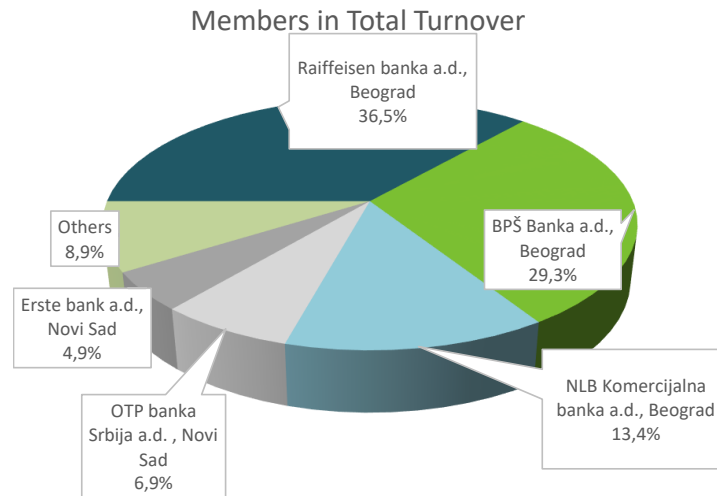
## Bonds - Official Listing Segments

Prime Listing Bonds - top 5 Turnover							
Ticker	Issuer	Price	Turnover EUR	Trades	1y price range	No. of bonds	Monthly change
RSO22201	Republika Srbija	101,3702	6.514.076	2	97,4922 - 101,3702	5.808.487	1,44%
RSO20190	Republika Srbija	97,1841	6.010.902	1	93,9029 - 97,5098	10.642.379	-0,33%
RSO19181	Republika Srbija	102,3342	5.453.003	3	96 - 102,4118	15.000.000	1,39%
RSO18174	Republika Srbija	106,2194	4.827.888	3	98,7208 - 107,0169	15.490.669	-0,39%
RSO19183	Republika Srbija	96,3239	481.620	1	96,3239 - 104,1954	100.000	-0,43%

## Top Member Statistics

Trading in shares		
Member Name	Turnover EUR	% in Turnover
NLB Komercijalna banka a.	468.655	18,43%
Momentum Securities a.d.	426.763	16,78%
Dunav Stockbroker a.d. , B	306.739	12,06%
Tesla Capital a.d., Beograd	302.234	11,89%
M&V Investments a.d. , Be	257.166	10,11%

Member name	Trades	% in Trades
NLB Komercijalna banka a.	629	25,63%
BPŠ Banka a.d., Beograd	539	21,96%
Tesla Capital a.d., Beograd	280	11,41%
Dunav Stockbroker a.d. , B	228	9,29%
M&V Investments a.d. , Be	167	6,81%



Trading in bonds		
Member Name	Turnover EUR	% in Turnover
Raiffeisen banka a.d., Beograd	18.171.963	38,49%
BPŠ Banka a.d., Beograd	14.561.191	30,84%
NLB Komercijalna banka a.d., Beograd	6.190.701	13,11%
OTP banka Srbija a.d. , Novi Sad	3.241.332	6,86%
Erste bank a.d., Novi Sad	2.391.011	5,06%

Member name	Trades	% in Trades
BPŠ Banka a.d., Beograd	127	33,42%
NLB Komercijalna banka a.d., Beograd	93	24,47%
M&V Investments a.d. , Beograd	69	18,16%
Momentum Securities a.d. , Novi Sad	38	10,00%
Erste bank a.d., Novi Sad	21	5,53%