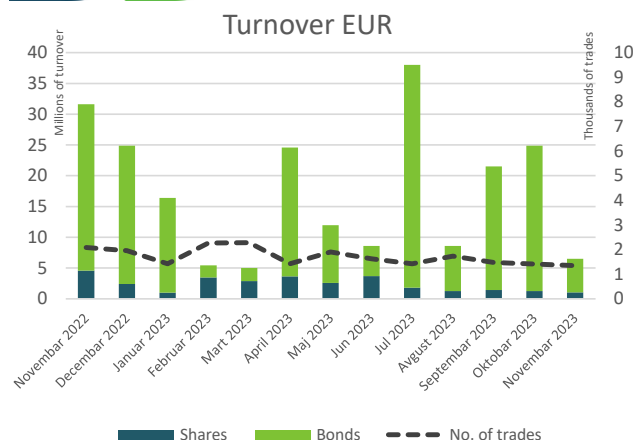


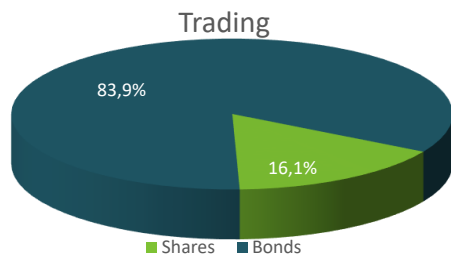


Belgrade Stock Exchange Monthly Report

November 2023

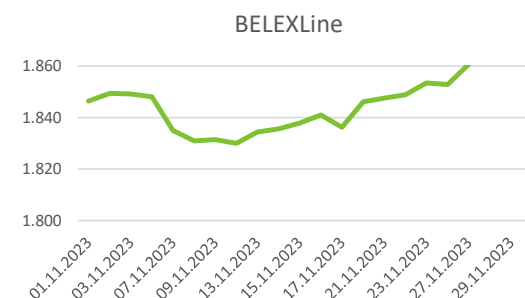
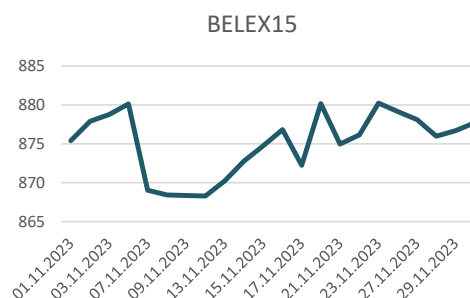


Segment	Total Turnover EUR	Trades
Prime Listing Shares	480.498	678
Prime Listing Bonds	5.464.762	233
Open Market Shares	570.337	436
MTP Shares	70	2
Total:	6.515.667	1.349



Total Market Capitalization (Shares) EUR: 3.619.058.232

Index	Last	Index Market Cap EUR	% Of Total Market Cap	Trades	Turnover EUR	Mothy Change	YTD
BELEX15	877,71	2.169.114.138	59,94%	877	652.268	0,20%	6,44%
BELEXLine	1868,72	2.289.855.384	63,27%	1.064	879.756	1,48%	7,41%



Top 5 traded shares

Issuer	Ticker	Price RSD	Turnover EUR	% Change	Trades
NIS a.d., Novi Sad	NIIS	815,00	244.865	5,98%	435
Aerodrom Nikola Tesla a.d., Beograd	AERO	1.677,00	200.215	-6,83%	207
Dunav osiguranje a.d., Beograd	DNOS	981,00	125.144	0,10%	160
Žitopek a.d., Niš	ZTPK	4.425,00	123.317	26,79%	29
Dimničar a.d., Beograd	DMNR	8.000,00	115.498	0,00%	1

Top 3 gainers in the month

Ticker	Price RSD	% Change	Turnover EUR	
Žitopek a.d., Niš	ZTPK	4.425,00	26,79%	123.317
Putevi a.d., Užice	PUUE	950,00	26,33%	81
AMS Osiguranje a.d., Beograd	AMSOPB	972,00	21,20%	2.647

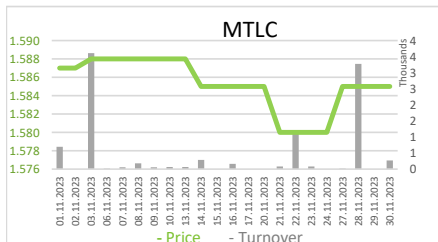
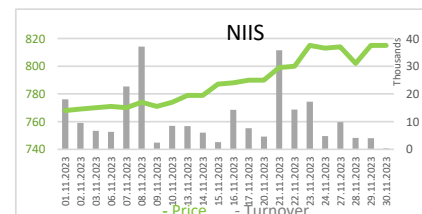
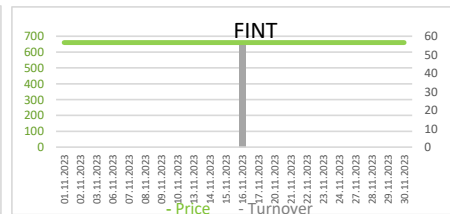
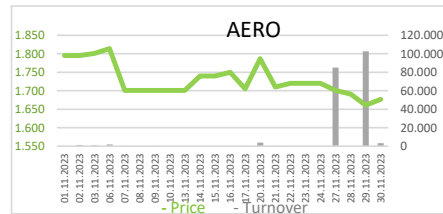
Top 3 decliners in the month

Ticker	Price RSD	% Change	Turnover EUR	
Trgocentar a.d., Leskovac	TRGC	84,00	-74,55%	70
Goša FOM a.d., Smederevska Palanka	GFOM	707,00	-11,63%	29.429
Tigar a.d., Pirot	TIGR	17,00	-10,53%	7



Shares - Official Listing Segments

Prime Listing Shares								
Ticker	Issuer	Price RSD	Turnover EUR	Trades	1y price range	Issued shares	Monthly change	Market CAP
AERO	Aerodrom Nikola Tesla a.d. , Beograd	1.677,00	200.215	207	1390 - 2100	35.026.129	-6,83%	501.151.104
FINT	Fintel energija a.d. , Beograd	660,00	56	1	630 - 670	26.510.506	0,00%	149.281.310
JESV	Jedinstvo a.d. , Sevojno	7.299,00	25.336	5	6330 - 8051	232.703	0,00%	14.491.350
MTLC	Metalac a.d. , Gornji Milanovac	1.585,00	10.026	30	1220 - 1730	2.040.000	-0,13%	27.586.901
NIIS	NIS a.d., Novi Sad	815,00	244.865	435	610 - 870	163.060.400	5,98%	1.133.834.318





Bonds - Official Listing Segments

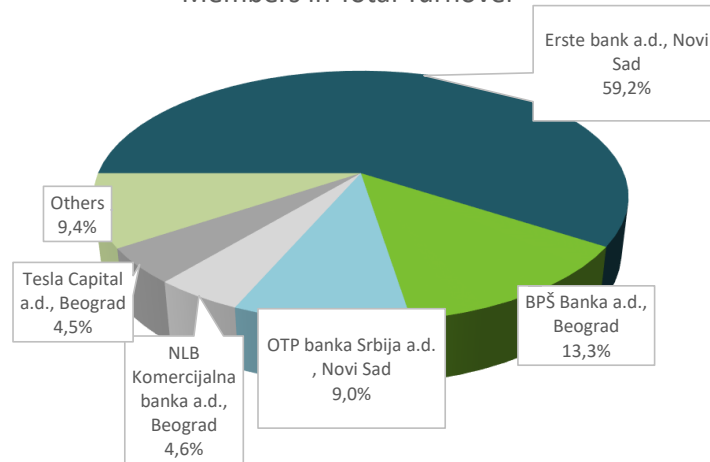
Prime Listing Bonds - top 5 Turnover							
Ticker	Issuer	Price	Turnover EUR	Trades	1y price range	No. of bonds	Monthly change
RSO19185	Republika Srbija	101,0093	1.414.130	1	98,6204 - 101,0093	151.375	0,96%
RSO22202	Republika Srbija	100,0386	1.400.540	1	98,8585 - 100,0386	200.000	1,07%
RSO1471	Republika Srbija	103,4644	1.034.644	1	103,4644 - 103,4644	125.000	-2,86%
RSO19181	Republika Srbija	102,5924	785.225	1	96 - 102,5924	15.000.000	0,25%
RSO19183	Republika Srbija	96,9886	484.943	1	96,3239 - 104,1954	100.000	0,69%

Top Member Statistics

Trading in shares		
Member Name	Turnover EUR	% in Turnover
Tesla Capital a.d., Beograd	592.736	28,20%
NLB Komercijalna banka a.	323.375	15,39%
Ilirika investments a.d., Be	245.958	11,70%
OTP banka Srbija a.d., Nov	187.752	8,93%
Dunav Stockbroker a.d., B	153.164	7,29%

Member name	Trades	% in Trades
NLB Komercijalna banka a.	540	24,19%
BPŠ Banka a.d., Beograd	465	20,83%
Tesla Capital a.d., Beograd	291	13,04%
Dunav Stockbroker a.d., B	164	7,35%
M&V Investments a.d., Be	151	6,77%

Members in Total Turnover



Trading in bonds		
Member Name	Turnover EUR	% in Turnover
Erste bank a.d., Novi Sad	7.702.125	70,48%
BPŠ Banka a.d., Beograd	1.692.862	15,49%
OTP banka Srbija a.d., Novi Sad	986.460	9,03%
NLB Komercijalna banka a.d., Beograd	269.798	2,47%
M&V Investments a.d., Beograd	153.609	1,41%

Member name	Trades	% in Trades
NLB Komercijalna banka a.d., Beograd	221	47,42%
M&V Investments a.d., Beograd	109	23,39%
BPŠ Banka a.d., Beograd	42	9,01%
Momentum Securities a.d., Novi Sad	38	8,15%
OTP banka Srbija a.d., Novi Sad	29	6,22%