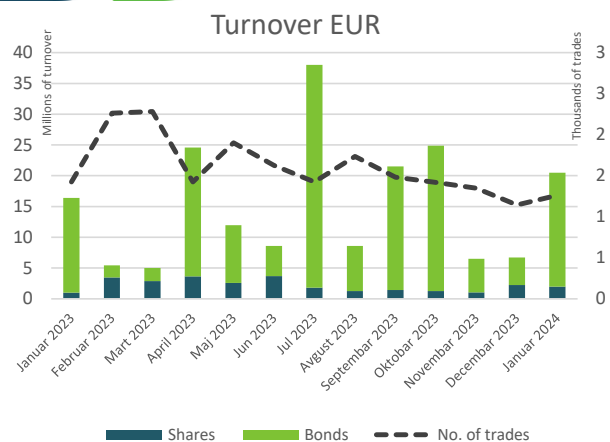


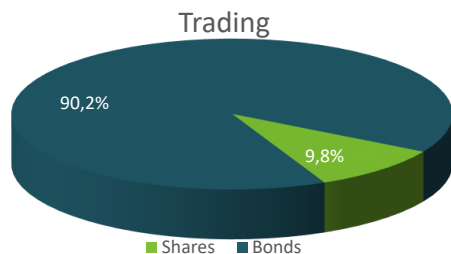


# Belgrade Stock Exchange Monthly Report

January 2024

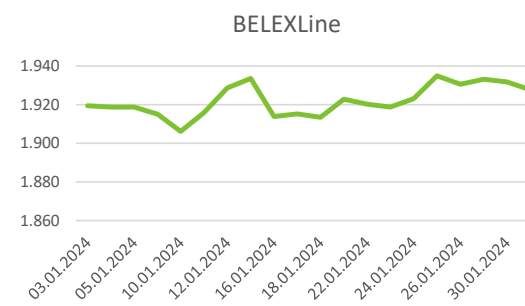
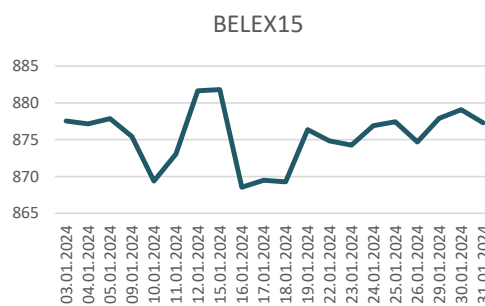


Segment	Total Turnover EUR	Trades
Prime Listing Shares	752.001	616
Prime Listing Bonds	18.483.105	160
Open Market Shares	1.256.544	484
MTP Shares	164	1
<b>Total:</b>	<b>20.491.814</b>	<b>1.261</b>



Total Market Capitalization (Shares) EUR: 3.632.692.481

Index	Last	Index Market Cap EUR	% Of Total Market Cap	Trades	Turnover EUR	Mothy Change	YTD
BELEX15	877,28	2.183.673.422	60,11%	997	1.672.396	0,19%	0,19%
BELEXLine	1927,70	2.314.811.578	63,72%	1.080	1.996.831	0,71%	0,71%



Top 5 traded shares						
Issuer	Ticker	Price RSD	Turnover EUR	% Change	Trades	
Messer Tehnogas a.d. , Beograd	TGAS	16.549,00	718.429	4,46%	104	
Metalac a.d. , Gornji Milanovac	MTLC	1.550,00	421.412	-2,52%	53	
NIS a.d. , Novi Sad	NIIS	815,00	305.615	0,37%	320	
Žitopek a.d. , Niš	ZTPK	6.203,00	296.316	-2,36%	48	
Dunav osiguranje a.d. , Beograd	DNOS	920,00	200.284	-2,23%	270	

Top 3 gainers in the month				
Ticker	Price RSD	% Change	Turnover EUR	
Putevi a.d. , Užice	PUUE	1.500,00	57,89%	5.081
Ming kovačnica a.d. , Niš	MING	416,00	30,00%	3.619
Autoventil a.d. , Užice	AVEN	2.200,00	18,53%	939

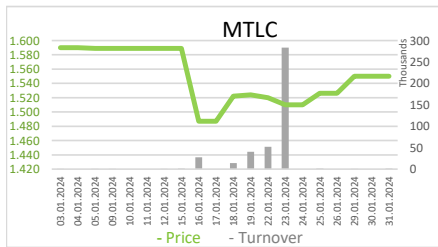
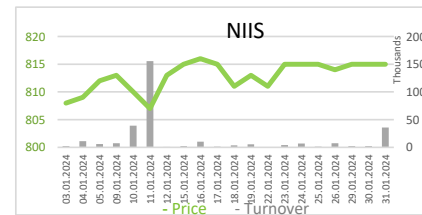
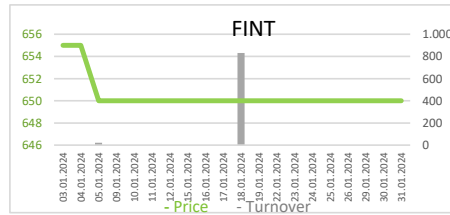
  

Top 3 decliners in the month				
Ticker	Price RSD	% Change	Turnover EUR	
Dinara a.d. , Beograd	DINR	860,00	-28,33%	1.331
Goša FOM a.d. , Smederevska Palanka	GFOM	717,00	-10,38%	2.059
Iritel a.d. , Beograd	IRTL	1.126,00	-6,17%	522



## Shares - Official Listing Segments

Prime Listing Shares								
Ticker	Issuer	Price RSD	Turnover EUR	Trades	1y price range	Issued shares	Monthly change	Market CAP
AERO	Aerodrom Nikola Tesla a.d. , Beograd	1.730,00	24.120	241	1490 - 2100	35.026.129	0,00%	517.131.580
FINT	Fintel energija a.d. , Beograd	650,00	854	2	630 - 670	26.510.506	-0,76%	147.059.873
JESV	Jedinstvo a.d. , Sevojno	7.010,00	0	0	6330 - 7700	232.703	0,00%	13.921.397
MTLC	Metalac a.d. , Gornji Milanovac	1.550,00	421.412	53	1400 - 1730	2.040.000	-2,52%	26.985.140
NIIS	NIS a.d., Novi Sad	815,00	305.615	320	671 - 870	163.060.400	0,37%	1.134.145.897





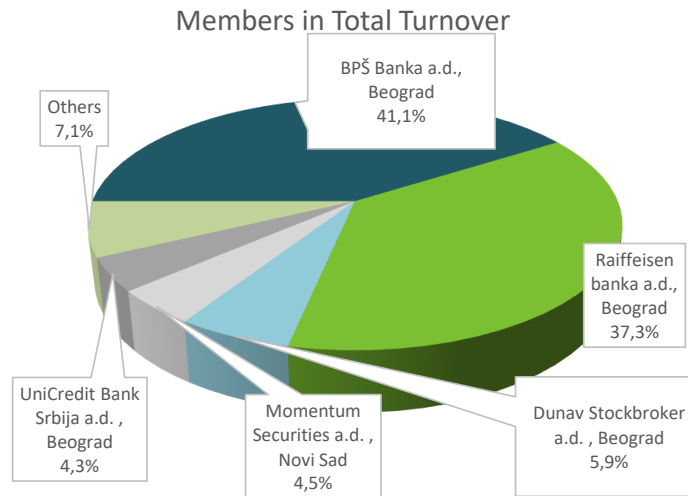
## Bonds - Official Listing Segments

Prime Listing Bonds - top 5 Turnover							
Ticker	Issuer	Price	Turnover EUR	Trades	1y price range	No. of bonds	Monthly change
RSO23208	Republika Srbija	106,8915	14.300.470	1	106,8915 - 106,8915	10.558.053	3,05%
RSO19181	Republika Srbija	99,4895	2.827.968	4	96,9 - 103,6858	15.000.000	-3,02%
RSO18174	Republika Srbija	109,1661	605.505	1	104,8228 - 109,1661	15.490.669	2,77%
RSRES12C202	Republika Srbija	92,0000	35.497	12	91 - 92	397.876.598	-8,00%
RSRES12B202	Republika Srbija	84,9738	31.749	4	71 - 85	248.782.049	2,38%

## Top Member Statistics

Trading in shares		
Member Name	Turnover EUR	% in Turnover
Momentum Securities a.d.	1.350.782	33,62%
Tesla Capital a.d., Beograd	550.561	13,70%
OTP banka Srbija a.d. , Nov	544.338	13,55%
M&V Investments a.d. , Be	505.513	12,58%
NLB Komercijalna banka a.	319.957	7,96%

Member name	Trades	% in Trades
NLB Komercijalna banka a.	551	25,02%
BPŠ Banka a.d., Beograd	486	22,07%
Momentum Securities a.d.	237	10,76%
OTP banka Srbija a.d. , Nov	178	8,08%
Tesla Capital a.d., Beograd	156	7,08%



Trading in bonds		
Member Name	Turnover EUR	% in Turnover
BPŠ Banka a.d., Beograd	16.802.656	45,45%
Raiffeisen banka a.d., Beograd	15.262.544	41,29%
Dunav Stockbroker a.d. , Beograd	2.113.801	5,72%
UniCredit Bank Srbija a.d. , Beograd	1.713.421	4,64%
NLB Komercijalna banka a.d., Beograd	531.221	1,44%

Member name	Trades	% in Trades
NLB Komercijalna banka a.d., Beograd	116	36,25%
Momentum Securities a.d. , Novi Sad	60	18,75%
BPŠ Banka a.d., Beograd	45	14,06%
Dunav Stockbroker a.d. , Beograd	45	14,06%
M&V Investments a.d. , Beograd	24	7,50%