

Bilten

BEOGRADSKE
BERZE

Godina XXVI
Broj 317
Jun 2021.

MESEČNI PROMET / MONTHLY TURNOVER

TRŽIŠNI SEGMENT / MARKET SEGMENT	Promet RSD / Turnover RSD	Promena % / % Change (RSD)*	Promet EUR / Turnover EUR	Promena % / % Change (EUR)*	Broj transakcija / No of Transactions
PRIME LISTING-akcije	25,602,390	-34.72%	217,762	-34.71%	1,005
PRIME LISTING-obveznice Republike Srbije	3,566,975,506	+1,071.92%	30,339,398	+1,071.98%	48
STANDARD LISTING-akcije	29,304,523	+38.74%	249,246	+38.75%	65
OPEN MARKET-akcije	565,050,460	+210.68%	4,806,187	+210.72%	344
MTP-akcije	105,562,078	-35.64%	897,865	-35.64%	308

* mesečna promena / * monthly change

METODE TRGOVANJA / TRADING METHODS	Promet RSD / Turnover RSD	Promena % / % Change (RSD)*	Promet EUR / Turnover EUR	Promena % / % Change (EUR)*	Broj transakcija / No of Transactions
Kontinuirano trgovanje / Continuous trading method	4,252,716,097	+541.78%	36,172,121	+541.83%	1,764
Blok trgovanja / Block trading	39,778,860	-17.06%	338,338	-17.06%	6
Ukupno / Total	4,292,494,957	+504.06%	36,510,459	+504.11%	1,770

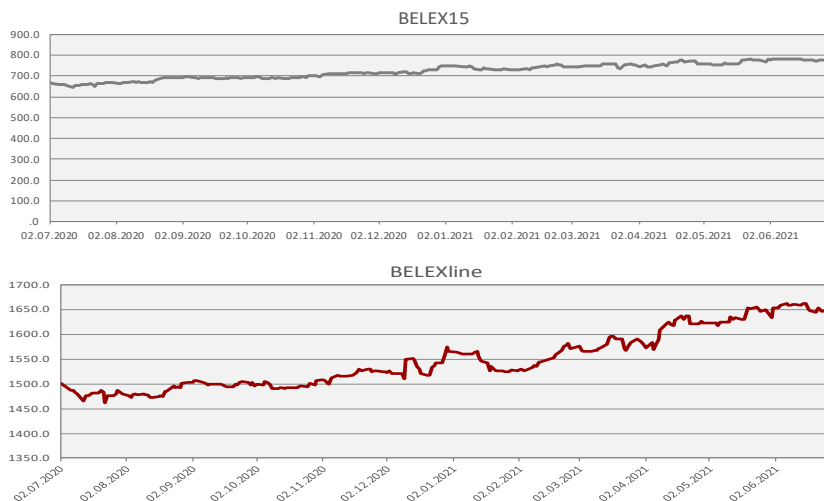
* mesečna promena / * monthly change

STRUKTURA TRGOVANJA / TRADING STRUCTURE	Učešće u ukupnom prometu / Total Turnover	Učešće u ukupnom broju transakcija / Total No. Of Trades	Učešće u prometu akcijama / Turnover - Shares	Učešće u broju transakcija akcijama / No of Trades - Shares
Regulisano tržište / Regulated Market	97.54%	82.60%	85.45%	82.11%
MTP	2.46%	17.40%	14.55%	17.89%
METODE TRGOVANJA / TRADING METHODS				
Kontinuirano trgovanje / Continuous trading	99.07%	99.66%	94.52%	99.65%
Blok trgovanja / Block trading	0.93%	0.34%	5.48%	0.35%
VRSTE HOV / SECURITY TYPE				
Akcije / Shares	16.90%	97.29%	-	-
Obveznice Republike Srbije / RS Bonds	83.10%	2.71%	-	-
Korporativne obveznice / Corporate Bonds	0.00%	0.00%	-	-
INDEKSI / INDICES				
BELEX15	2.26%	65.99%	13.39%	67.83%
BELEXline	14.82%	84.35%	87.68%	86.70%

PROMET U PRETHODNIH 12 MESECI / TURNOVER IN PREVIOUS 12 MONTHS

Mesec / Month	Listing	Open Market	Regulisano / Regulated Market	MTP	Ukupno / Total	Br. Transakcija / No of Transactions
JUN 2021	3,621,882,419	565,050,460	4,186,932,879	105,562,078	4,292,494,957	1,770
MAJ 2021	364,708,913	181,873,825	546,582,738	164,023,381	710,606,119	1,657
APRIL 2021	4,741,499,773	95,863,461	4,837,363,234	219,210,473	5,056,573,707	2,051
MART 2021	1,384,264,827	144,884,876	1,529,149,703	198,744,779	1,727,894,482	1,810
FEBRUAR 2021	5,088,160,062	44,949,749	5,133,109,811	155,648,215	5,288,758,026	1,857
JANUAR 2021	1,347,760,980	16,481,850	1,364,242,830	26,775,647	1,391,018,477	1,038
DECEMBAR 2020	4,574,035,074	288,316,813	4,862,351,887	144,728,160	5,007,080,047	1,923
NOVEMBAR 2020	2,697,283,452	17,597,428	2,714,880,880	69,874,336	2,784,755,216	1,289
OKTOBAR 2020	2,767,941,193	116,908,135	2,884,849,328	63,331,505	2,948,180,833	1,463
SEPTEMBAR 2020	3,451,939,927	10,300,290	3,462,240,217	41,511,949	3,503,752,166	1,009
AVGUST 2020	769,981,610	25,293,837	795,275,447	23,454,407	818,729,854	1,167
JUL 2020	2,732,815,873	33,352,111	2,766,167,984	29,191,898	2,795,359,882	1,238

BELEX15	BELEX15	BELEXline
Vrednost / Value	779.45	1,653.08
% Promena / % Change	+ 1.42%	+ 1.23%
Promena / Change	+ 10.89	+ 20.04
Promet/ Turnover	97,131,670	636,155,897
Vrednost na dan 31.05.2021.	768.56	1,654.03
Najviša vrednost/ Maximum	784.30	1,662.48
Najniža vrednost/ Minimum	755.13	1,644.98
Godišnja promena / Annual change	+ 4.12%	+ 5.56%
PE	26.45	13.77
PB	0.74	0.62
FIS	8.16	1.35
b-FIS	6.57	1.15
s-FIS	9.76	1.55



MESEČNI PREGLED PO HARTIJAMA IZ KORPE INDEKSA BELEX15 / STATISTICS BY BELEX15 BASKET SECURITIES

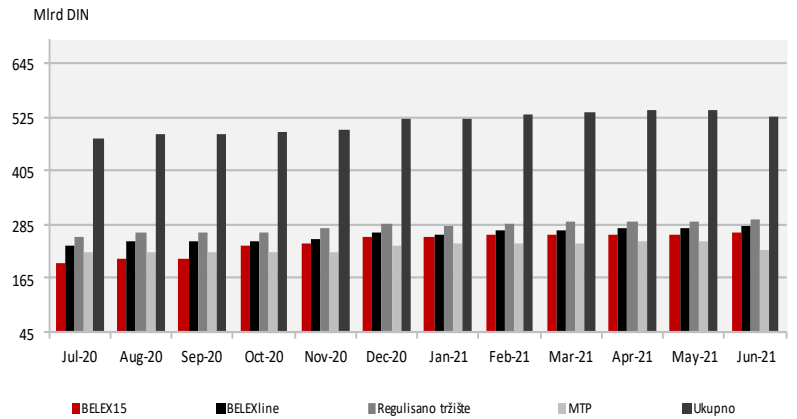
	AERO	ALFA	DNOS	ENHL
Poslednja cena / Last Price	1,036	20,700	3,637	400
Broj transakcija / No. of Trades	440	0	62	9
Obim trgovanja / Volume	2,480	0	5,128	655
Vrednost prometa / Turnover RSD	2,553,376		18,675,491	262,000
Vrednost prometa EUR / Turnover EUR	21,718	0	158,841	2,228
Tržišna kapitalizacija / Market Cap	36,287,069,644	3,256,772,400	15,370,402,077	4,372,516,800
Tržišna kapitalizacija EUR / Market Cap EUR	308,652,754	27,701,652	130,738,496	37,192,018
Prosek prometa RSD / Average Turnover RSD	116,062.55		848,885.95	11,909.09
Prosek prometa EUR / Average Turnover EUR	987.17	0.00	7,220.06	101.30
Prosek broja transakcija / Average No. of Trades	20.00	0.00	2.82	0.41
FIS	4.01%	%	19.39%	3.44%
b-FIS	8.03%	%	32.97%	%
s-FIS	%	%	5.82%	6.87%

	FINT	FITO	IMPL	JESV
Poslednja cena / Last Price	610	2,552	3,400	8,000
Broj transakcija / No. of Trades	6	0	8	22
Obim trgovanja / Volume	1,324	0	391	524
Vrednost prometa / Turnover RSD	824,020		1,303,800	4,232,200
Vrednost prometa EUR / Turnover EUR	7,009	0	11,089	35,997
Tržišna kapitalizacija / Market Cap	16,171,408,660	6,737,280,000	3,203,775,800	2,041,040,000
Tržišna kapitalizacija EUR / Market Cap EUR	137,551,747	57,306,364	27,250,870	17,360,802
Prosek prometa RSD / Average Turnover RSD	37,455.45		59,263.64	192,372.73
Prosek prometa EUR / Average Turnover EUR	318.57	0.00	504.06	1,636.24
Prosek broja transakcija / Average No. of Trades	0.27	0.00	0.36	1.00
FIS	0.00%	%	0.00%	4.25%
b-FIS	%	%	%	%
s-FIS	%	%	%	8.51%

	KMBN	MTLC	NIIS	TGAS
Poslednja cena / Last Price	3,701	1,901	610	14,000
Broj transakcija / No. of Trades	22	21	550	28
Obim trgovanja / Volume	5,768	1,830	36,132	1,552
Vrednost prometa / Turnover RSD	21,594,782	3,477,541	21,962,994	22,245,466
Vrednost prometa EUR / Turnover EUR	183,671	29,579	186,807	189,210
Tržišna kapitalizacija / Market Cap	62,243,255,156	3,878,040,000	99,466,844,000	14,513,212,000
Tržišna kapitalizacija EUR / Market Cap EUR	529,432,448	32,986,067	846,051,103	123,447,357
Prosek prometa RSD / Average Turnover RSD	981,581.00	158,070.05	998,317.91	1,011,157.55
Prosek prometa EUR / Average Turnover EUR	8,348.66	1,344.48	8,491.24	8,600.47
Prosek broja transakcija /	1.00	0.95	25.00	1.27
FIS	12.61%	12.68%	3.88%	0.00%
b-FIS	%	%	0.09%	%
s-FIS	25.23%	25.36%	7.66%	%

TRŽIŠNA KAPITALIZACIJA / MARKET CAPITALIZATION

	U hiljadama / In thousands RSD	U hiljadama / In thousands EUR
Ukupno/Total	525,374,742	4,468,764
Regulisano tržište/ Regulated Market	297,533,972	2,530,782
Listing	224,460,174	1,909,227
Prime Listing –akcije / shares	156,297,839	1,329,448
Standard Listing-akcije / shares	68,162,335	579,779
Open Market	73,073,797	621,556
MTP	227,840,770	1,937,982
BELEX15	267,541,617	2,275,672
BELEXline	279,568,558	2,377,971


SEKTORSKA KLASIFIKACIJA – AKCIJE / SECTOR CLASSIFICATION – SHARES

Sektor / Sector	Promet – Akcije / Turnover - Shares	Br. transakcija – Akcije / No. Of Trades - Shares	Tržišna kapitalizacija / Market Capitalization	FIS
Prerađivačka industrija	51,334,813	162	173,948,631,965	1.78%
Rudarstvo	21,962,994	550	100,114,972,719	3.88%
Finansijske delatnosti i delatnost osiguranja	555,562,066	182	90,501,146,150	1.25%
Trgovina na veliko i malo i popravka motornih vozila	31,696,315	35	40,423,715,336	4.09%
Poslovanje nekretninama	2,553,376	440	37,736,999,542	4.01%
Građevinarstvo	6,045,434	49	26,058,131,520	4.51%
Poljoprivreda, šumarstvo i ribarstvo	41,788,452	82	17,192,419,739	0.02%
Snabdevanje električnom energijom, gasom i parom	824,020	6	16,171,408,660	0.00%
Saobraćaj i skladištenje	10,666,821	194	13,190,175,204	0.00%
Stručne, naučne, inovacione i tehničke delatnosti	678,320	18	3,311,967,633	0.00%
Usluge smeštaja i ishrane		0	3,257,131,403	0.00%
Informisanje i komunikacije	6,840	3	2,199,414,846	0.00%
Administrativne i pomoćne uslužne delatnosti	2,400,000	1	731,662,293	0.00%
Obrazovanje		0	203,830,124	0.00%
Ostale uslužne delatnosti		0	173,506,500	0.00%
Umetnost, zabava i rekreacija		0	102,219,000	0.00%
Snabdevanje vodom i upravljanje otpadnim vodama		0	53,617,230	0.00%
Zdravstvena i socijalna zaštita		0	3,792,040	0.00%

UČEŠĆE ČLANOVA U PROMETU / PARTICIPATION OF STOCK EXCHANGE MEMBERS IN THE TURNOVER
REGULISANO TRŽIŠTE / REGULATED MARKET

Član Berze / Member	Udeo u prometu / Participation in Turnover (%)	Udeo u broju transakcija / Participation in No. Of Transactions (%)
OTP banka Srbija a.d. , Novi Sad	23.85%	12.72%
Komercijalna banka a.d. , Beograd	17.55%	13.37%
Raiffeisen banka a.d., Beograd	17.34%	1.74%
Banca Intesa a.d. , Beograd	16.25%	0.96%
Tesla Capital a.d., Beograd	11.63%	15.05%
UniCredit Bank Srbija a.d. , Beograd	9.03%	0.17%
Banka Poštanska štedionica a.d. , Beograd	1.82%	30.54%
M&V Investments a.d. , Beograd	1.05%	2.70%
Ilikra investments a.d. , Beograd	0.35%	3.66%
Momentum Securities a.d. , Novi Sad	0.34%	5.95%
Ostali	0.77%	13.13%

MTP

Član Berze / Member	Udeo u prometu / Participation in Turnover (%)	Udeo u broju transakcija / Participation in No. Of Transactions (%)
M&V Investments a.d. , Beograd	35.08%	15.89%
Tesla Capital a.d., Beograd	26.78%	28.31%
OTP banka Srbija a.d. , Novi Sad	16.03%	4.14%
Komercijalna banka a.d. , Beograd	5.59%	20.86%
Momentum Securities a.d. , Novi Sad	4.69%	4.14%
Erste bank a.d., Novi Sad	4.02%	3.48%
Intercity broker a.d. , Beograd	1.88%	4.30%
Tezoro broker a.d. , Beograd	1.88%	2.15%
Ilikra investments a.d. , Beograd	1.42%	8.28%
Convst a.d. , Novi Sad	0.99%	2.48%
Ostali	1.64%	5.96%

UČEŠĆE STRANIH INVESTITORA / FOREIGN INVESTORS PARTICIPATION—FIT, FIS, FIB

Mesec / Month	FIT	FIS	b-FIS	s-FIS	FIB
JUN 2021	0.31%	1.43%	1.37%	1.50%	0.08%
MAJ 2021	2.27%	3.63%	1.16%	6.10%	0.45%
APRIL 2021	12.35%	23.22%	40.71%	5.74%	10.34%
MART 2021	7.66%	11.00%	11.16%	10.83%	6.40%
FEBRUAR 2021	20.34%	40.03%	18.42%	61.65%	17.19%
JANUAR 2021	12.64%	12.80%	19.65%	5.95%	12.63%
DECEMBAR 2020	11.22%	22.98%	26.97%	18.98%	9.13%
NOVEMBAR 2020	5.80%	33.35%	50.55%	16.14%	3.76%
OKTOBAR 2020	19.24%	22.70%	22.10%	23.30%	18.92%
SEPTEMBAR 2020	2.65%	37.18%	35.12%	39.25%	1.38%
AVGUST 2020	36.27%	54.57%	36.65%	72.48%	12.91%
JUL 2020	11.33%	37.77%	35.34%	40.20%	10.00%

Prema specifikaciji klijenata Centralnog registra / According to the Central depository clients

NAJVEĆE PROMENE CENE, REGULISANO TRŽIŠTE / BIGGEST PRICE CHANGES, REGULATED MARKET

Izdavalac / Issuer	Cena / Price 30.06.2021.	Cena / Price 31.05.2021.	Promena % / % Change	Izdavalac / Issuer	Cena / Price 30.06.2021.	Cena / Price 31.05.2021.	Promena % / % Change
Tigar a.d., Pirot, TIGR	17	13	+ 30.77%	Fintel energija a.d., Beograd, FINT	610	630	-3.17%
Jedinstvo a.d., Sevojno, JESV	8,000	7,285	+ 9.81%	Lasta a.d., Beograd, LSTA	1,089	1,100	-1.00%
ALTA banka a.d., Beograd, JMBN	4,350	4,020	+ 8.21%	Aerodrom Nikola Tesla a.d., Beograd, AERO	1,036	1,040	-0.38%
Komercijalna banka a.d., Beograd, KMBN	3,701	3,501	+ 5.71%	Messer Tehnogas a.d., Beograd, TGAS	14,000	14,040	-0.28%
Philip Morris Operations a.d., Niš, DINNPB	7,200	6,900	+ 4.35%				%

NAJVEĆA VREDNOST PROMETA, REGULISANO TRŽIŠTE / BIGGEST TURNOVER, REGULATED MARKET

Izdavalac / Issuer	Vrednost prometa / Turnover	Blok trgovanja / Block Trades	Izdavalac / Issuer	Vrednost prometa / Turnover	Blok trgovanja / Block Trades
ALTA banka a.d., Beograd, JMBN	507,890,900	0	Lasta a.d., Beograd, LSTA	6,999,426	0
Messer Tehnogas a.d., Beograd, TGAS	22,245,466	0	Jedinstvo a.d., Sevojno, JESV	4,232,200	0
NIS a.d., Novi Sad, NIIS	21,962,994	0	Metalac a.d., Gornji Milanovac, MTLC	3,477,541	0
Komercijalna banka a.d., Beograd, KMBN	21,594,782	0	Philip Morris Operations a.d., Niš, DINNPB	3,099,275	0
Dunav osiguranje a.d., Beograd, DNOS	18,675,491	0	Komercijalna banka a.d., Beograd, KMBNPB	2,711,372	0

NAJNIŽI P/E, REGULISANO TRŽIŠTE / LOWEST P/E, REGULATED MARKET

Izdavalac / Issuer	P/E	Izdavalac / Issuer	P/E
Dunav osiguranje a.d., Beograd	4.81	Kopaonik a.d., Beograd	15.58
Jedinstvo a.d., Sevojno	6.28	VP Dunav a.d., Bačka Palanka	21.13
Galenika Fitofarmacija a.d., Zemun	7.64	Energoprojekt holding a.d., Beograd	26.44
Messer Tehnogas a.d., Beograd	7.65	Alfa plam a.d., Vranje	29.98
Metalac a.d., Gornji Milanovac	15.20	Globos osiguranje a.d., Beograd	147.45

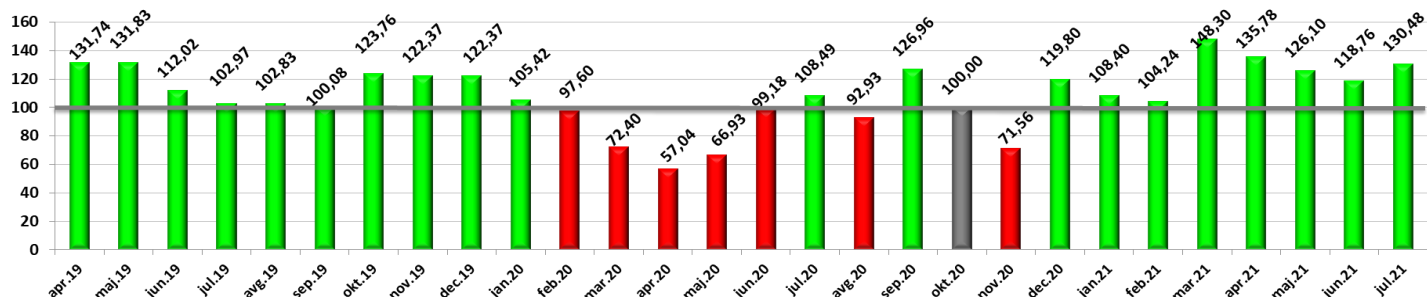
NAJNIŽI P/B, REGULISANO TRŽIŠTE / LOWEST P/B, REGULATED MARKET

Izdavalac / Issuer	P/B	Izdavalac / Issuer	P/B
ALTA banka a.d., Beograd	0.31	Impol Seval a.d., Sevojno	0.48
NIS a.d., Novi Sad	0.40	Lasta a.d., Beograd	0.66
Alfa plam a.d., Vranje	0.40	Messer Tehnogas a.d., Beograd	0.73
Kopaonik a.d., Beograd	0.44	Jedinstvo a.d., Sevojno	0.74
Energoprojekt holding a.d., Beograd	0.48	Galenika Fitofarmacija a.d., Zemun	0.75

NAJVEĆA TRŽIŠNA KAPITALIZACIJA, REGULISANO TRŽIŠTE / BIGGEST MARKET CAPITALIZATION, REGULATED MARKET

Izdavalac / Issuer	Simbol	Tržišna kapitalizacija - mil RSD / Market Capitalization—mil RSD	FFc	Izdavalac / Issuer	Simbol	Tržišna kapitalizacija - mil RSD / Market Capitalization—mil RSD	FFc
NIS a.d., Novi Sad	NIIS	99,466,844	0.14	Dunav osiguranje a.d., Beograd	DNOS	15,370,402	0.06
Komercijalna banka a.d., Beograd	KMBN	62,243,255	0.17	Messer Tehnogas a.d., Beograd	TGAS	14,513,212	0.18
Aerodrom Nikola Tesla a.d., Beograd	AERO	36,287,070	0.15	Galenika Fitofarmacija a.d., Zemun	FITO	6,737,280	0.10
Philip Morris Operations a.d., Niš	DINNPB	23,823,130	0.11	Energoprojekt holding a.d., Beograd	ENHL	4,372,517	0.13
Fintel energija a.d., Beograd	FINT	16,171,409	0.06	Metalac a.d., Gornji Milanovac	MTLC	3,878,040	0.79

BELEXsentiment



LISTING

PRIME LISTING—AKCIJE / SHARES

Izdavalac / Issuer	Simbol / Symbol	Cena / Price	Mesečna promena % / Monthly Change %	Obim / Volume	Promet (RSD) / Turnover (RSD)	Raspon cene-52 nedelje / 52 Weeks High/Low	Broj emitovanih akcija / Number of Shares Issued	%Prinos (dividenda) / Dividend	P/E	P/B
Aerodrom Nikola Tesla a.d., Beograd	AERO	1,036	-0.38%	2,480	2,553,376	840 - 1,050	35,026,129	0.00	-45.41	1.26
Energoprojekt holding a.d., Beograd	ENHL	400	0.00%	655	262,000	360 - 450	10,931,292	0.00	26.44	0.48
Fintelnergija a.d., Beograd	FINT	610	-3.17%	1,324	824,020	590 - 667	26,510,506	0.00	-452.66	37.61
NIS a.d., Novi Sad	NIS	610	0.00%	36,132	21,962,994	530 - 650	163,060,400	0.04	-16.83	0.40

PRIME LISTING—OBVEZNICE RS / RS BONDS

Simbol / Symbol	Cena / Price	Mesečna promena %	Promet RSD / Turnover RSD	Mesečni raspon cene / Monthly High/Low
RSO16142	113.6857	+ 1.4742%	1,186,207,962	113.6857-113.6857
RSO18171	106.9865	-2.3969%	855,694,000	106.9469-106.9865
RSO19181	110.3012	-0.6338%	754,204,889	110.1877-110.3088
RSO20190	104.0714	+ 0.1960%	260,178,500	104.0714-104.0714
RSO20197	100.9204	+ 1.3718%	504,106,400	100.6726-100.9204
RSSDS20214	96.4070	+ 0.1111%	1,197,034	96.3300-96.4100
RSSDS20225	95.2084	+ 0.0509%	1,182,192	95.1700-95.2100
RSSDS20226	94.1284	+ 0.0302%	1,197,225	94.1000-94.1300
RSSDS20237	93.1000	0.0000%	1,512,587	93.1000-93.1000
RSSDS20238	92.0000	0.0000%	1,494,716	92.0000-92.0000

STANDARD LISTING—AKCIJE / SHARES

Izdavalac / Issuer	Simbol / Symbol	Cena / Price	Mesečna promena % / Monthly Change %	Obim / Volume	Promet (RSD) / Turnover (RSD)	Raspon cene-52 nedelje / 52 Weeks High/Low	Broj emitovanih akcija / Number of Shares Issued	%Prinos (dividenda) / Dividend	P/E	P/B
Jedinstvo a.d., Sevojno	JESV	8,000	+ 9.81%	524	4,232,200	6,444 - 8,200	255,130	0.08	6.28	0.74
Komercijalna banka a.d., Beograd	KMBN	3,701	+ 5.71%	5,768	21,594,782	2,150 - 3,799	16,817,956	0.00		0.86
Metalac a.d., Gornji Milanovac	MTLC	1,901	+ 0.26%	1,830	3,477,541	1,811 - 1,950	2,040,000	0.04	15.20	1.13

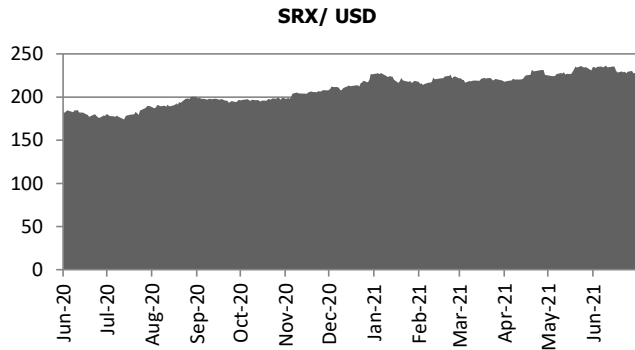
OPEN MARKET

AKCIJE / SHARES

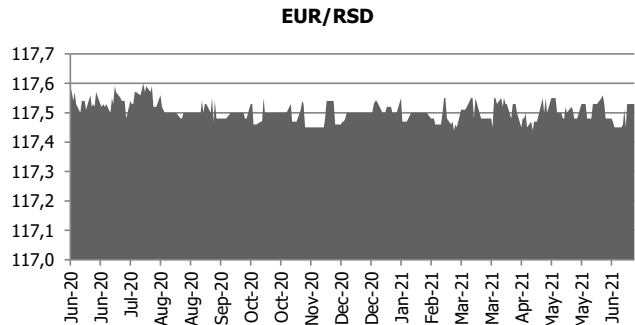
Izdavalac / Issuer	Simbol / Symbol	Cena / Price	Mesečna promena % / Monthly Change %	Obim / Volume	Promet (RSD) / Turnover (RSD)	Raspon cene-52 nedelje / 52 Weeks High/Low	Broj emitovanih akcija / Number of Shares Issued	Tržišna kapitalizacija / Market Capitalization
Philip Morris Operations a.d., Niš	DINNPB	7,200	+ 4.35%	435	3,099,275	5500-7400	3,308,768	23,823,130
Dunav osiguranje a.d., Beograd	DNOS	3,637	+ 0.19%	5,128	18,675,491	3000-4500	4,226,121	15,370,402
Globos osiguranje a.d., Beograd	GLOS	430	0.00%	1,173	504,390	300-650	1,369,237	588,772
Impol Seval a.d., Sevojno	IMPL	3,400	0.00%	391	1,303,800	3100-3850	942,287	3,203,776
ALTA banka a.d., Beograd	JMBN	4,350	+ 8.21%	116,901	507,890,900	4000-5750	288,330	1,254,236
Komercijalna banka a.d., Beograd	KMBNPB	1,202	+ 0.17%	2,231	2,711,372	621-1529	373,510	448,959
Kopaonik a.d., Beograd	KOPB	8,000	0.00%	21	168,000	7100-8000	138,906	1,111,248
Lasta a.d., Beograd	LSTA	1,089	-1.00%	5,988	6,999,426	479-1250	2,300,058	2,504,763
Messer Tehnogas a.d., Beograd	TGAS	14,000	-0.28%	1,552	22,245,466	12600-14500	1,036,658	14,513,212
Tigar a.d., Pirot	TIGR	17	+ 30.77%	20	340	13-30	8,156,236	138,656

Izdavalac	Simbol	Cena	Mesečna promena %	Obim	Promet (DIN)	Raspon cene-52 nedelje	Broj emitovanih akcija	Tržišna kapitalizacija
Agrobačka a.d., Bačka Topola	AGBC	270	+ 8.00%	50	13,500	250-270	80,799	21,816
Metalac Home Market a.d., Novi Sad	AGMT	930	+ 14.81%	3,219	2,993,670	600-930	191,713	178,293
Auto kuća 21. maj a.d., Beograd	AKDM	400	-27.27%	147	59,475	350-570	355,803	142,321
Albus a.d., Novi Sad	ALBS	250	0.00%	20	5,000	250-250	451,986	112,997
AMS Osiguranje a.d., Beograd	AMSO	1,411	0.00%	285	405,250	1000-1500	314,550	443,830
Aquatus a.d., Beograd	AQUA	108	0.00%	1,174	126,792	106-108	237,718	25,674
BAS a.d., Beograd	BASB	800	0.00%	150	120,000	800-801	311,187	248,950
Centroistok a.d., Bor	CRIS	771	-18.59%	16,807	12,958,197	771-771	205,178	158,192
Dinara a.d., Beograd	DINR	401	+ 11.08%	344	137,944	280-401	212,055	85,034
Dunav Re a.d., Beograd	DNREM	20,000	0.00%	2	40,000	20000-20000	81,083	1,621,660
Goša FOM a.d., Smederevska Palanka	GFOM	352	-6.13%	573	204,972	350-400	1,369,003	481,889
Goša montaža a.d., Beograd	GMON	1,800	-10.00%	57	102,600	1700-2200	221,138	398,048
Irmovo a.d., Kisač	IRMV	2,700	+ 17.04%	1,967	4,875,013	1703-3000	106,219	286,791
Iritel a.d., Beograd	IRTL	1,158	-11.26%	275	339,000	1000-1940	290,104	335,940
Jugoprevoz Kruševac a.d., Kruševac	JGPK	2,515	+ 0.60%	1,414	3,547,395	2300-2551	76,138	191,487
Minel Koncern a.d., Beograd	MNHL	1,120	0.00%	171	191,520	1120-1232	259,210	290,315
Omoljica a.d., Omoljica	OMOL	3,999	+ 21.18%	2,617	9,152,227	780-3999	326,875	1,307,173
Politika a.d., Beograd	PLTK	18	0.00%	380	6,840	8-18	14,066,121	253,190
Pomoravlje a.d., Niš	PMNI	285	-1.72%	576	164,160	285-645	367,320	104,686
Potisje precizni liv a.d., Ada	PPLA	380	-21.33%	672	255,360	380-380	180,292	68,511
Progres a.d., Beograd	PRGS	21	+ 5.00%	8,000	167,719	12-35	6,119,016	128,499
Putevi a.d., Užice	PUUE	160	+ 14.29%	1,031	156,020	66-190	982,241	157,159
Rudo a.d., Beograd	RUDO	200	+ 29.03%	200	40,000	155-200	666,051	133,210
Swisslion Miloduh a.d., Kragujevac	SLMH	4,000	-20.00%	7	28,000	4000-4000	12,735	50,940
Sloga a.d., Kač	SLPP	700	0.00%	509	357,340	550-804	246,101	172,271
Sremput a.d., Ruma	SPRU	1,001	+ 0.10%	150	150,150	835-1001	152,134	152,286
Min Div a.d., Svrlijg	SVRL	699	+ 14.59%	1,369	829,727	600-699	948,073	662,703
Tehnohemija a.d., Beograd	THHM	300	+ 20.00%	150	45,000	227-300	1,024,544	307,363
Tehnopromet a.d., Beograd	THPT	159	-9.14%	63,950	10,168,050	159-230	1,186,654	188,678
Trayal Korporacija u restrukturiranju a.d., Kruševac	TRAY	2,000	-27.27%	14	28,000	2000-2000	10,494,913	20,989,826
Termika-Beograd a.d., Beograd	TRBG	3,442	-1.66%	16	55,064	3300-4044	60,924	209,700
Utva silosi a.d., Kovin	UTSI	3,000	0.00%	510	1,482,960	1400-3000	165,729	497,187
Voda Vrnjci a.d., Vrnjačka Banja	VDAV	3,600	+ 2.56%	15	54,000	3350-3600	114,787	413,233
Vagar a.d., Futog	VGAR	599	-0.17%	167	100,033	599-600	27,308	16,357
Vital a.d., Vrbas	VITL	1,081	+ 2.46%	3,796	4,176,153	900-1300	763,937	825,816
Vojvodina a.d., Sombor	VJSO	1,572	+ 50.00%	1	1,572	1572-1572	170,885	268,631
Zlatarplast a.d., Nova Varoš	ZLTP	3,500	0.00%	60	210,000	3500-3500	63,514	222,299
Žitopek a.d., Niš	ZTPK	579	0.00%	20,785	12,034,515	570-650	247,899	143,534

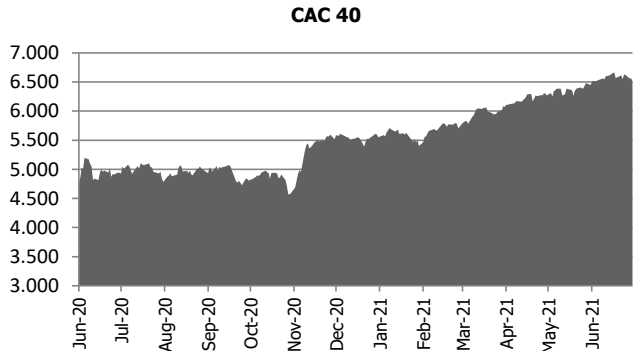
Stock Indices	LAST	YTD Change	YoY Change	Monthly Change
SRX USD	226,42	0,03%	10,86%	-1,21%
DJ BALKAN 50	460,27	4,07%	43,73%	0,25%
CECE BANKING	1284,56	26,83%	46,85%	-3,61%
DJ Stoxx 50	3535,27	13,74%	24,86%	2,09%
Eurotop 100	3304,2	14,63%	24,18%	1,79%
FTSE 100	7039,7	6,43%	22,07%	0,21%
Xetra DAX	15629,66	13,93%	23,85%	0,71%
S&P 500	4374,3	0,95%	27,06%	3,27%
DJ Industrial	34987,02	0,99%	23,54%	3,44%
Nikkei 225	28003,08	3,99%	23,59%	3,32%



FX & MM Rates	BID	Monthly High	Monthly Low	Monthly Change
EUR/USD	1,1812	1,1894	1,1773	-3,12%
EUR/GBP	0,8541	0,8618	0,8504	-0,32%
EUR/CHF	1,084	1,0986	1,0805	-0,24%
EUR/RSD	117,52	117,56	117,57	0,04%
EUR/JPY	129,73	132,43	129,62	-1,69%
3M Euro Deposit	0,53	0,66	0,25	-0,37%
3M RSD Deposit	9,99	12,19	9,10	4,81%

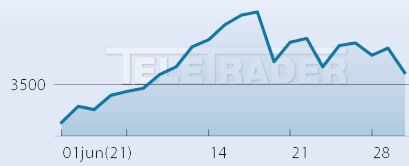


Commodities	LAST	Units	Monthly Change
Gold	1829,19	\$/oz	-7,72%
Silver	26,32	\$/oz	-7,46%
LME Copper	CU 9347.0/47.0 1	\$/ton	7,24%
LME Aluminum	AL 2495.0/95.0 1	\$/ton	12,03%
IPE Brent	73,47	\$/bbl	7,73%
IPE Gasoil	601,25	\$/ton	4,94%
CBOT Wheat	672,00	USc/bsh	1,19%
CBOT Corn	564,25	USc/bsh	8,78%
CBOT Soybean	1447,50	USc/bsh	-5,55%
CBOT Soymeal	362,70	USD/ton	-5,33%
LIFFE Coffee	1752,00	USD/ton	8,02%
LIFFE Sugar	436,00	USD/ton	-2,66%



Debt – CDS	LAST	Term	S&P	Moody's
UNITED KINGDOM	11,81	5Y	AA	Aa2
GERMANY	10,34	5Y	AAA	Aaa
SPAIN	29,89	5Y	A	Baa1
UKRAINE	441,19	5Y	B	Caa1
ROMANIA	89,49	5Y	BBB-	Baa3
HUNGARY	54,11	5Y	BBB	Baa3
CROATIA	76,95	5Y	BBB-	Ba2
JAPAN	15,98	5Y	A+	A1
CHINA	46,80	5Y	A+	A1
ARGENTINA	8312,69	5Y	SD	Caa2
BRAZIL	189,70	5Y	BB-	Ba2
MEXICO	92,89	5Y	A-	A3

DJ STOXX 50 Vrednost 3.512,50



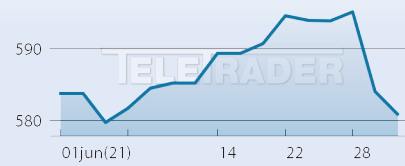
↑ DOBITNICI

IME	CENA	PROMENA%	OBIM
NOVO-NORDISK NAM.B	70,99	9,89%	51.515
ADIDAS AG NA O.N.	315,10	5,63%	16.758
RELX PLC LS -	22,76	5,37%	0
DT.TELEKOM AG NA	17,96	4,52%	647.963
SAP SE O.N.	119,12	4,05%	96.301

↓ GUBITNICI

IME	CENA	PROMENA%	OBIM
PRUDENTIAL PLC LS-	16,10	-8,52%	3.454
INTESA SANPAOLO	2,34	-4,43%	44.130
VODAFONE GROUP PLC	1,45	-4,03%	1.625.527
ALLIANZ SE NA O.N.	211,00	-2,77%	63.054
DAIMLER AG NA O.N.	75,90	-2,69%	222.847

BIRS Vrednost 580,90



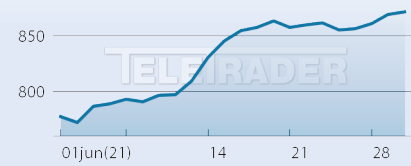
↑ DOBITNICI

IME	CENA	PROMENA%	OBIM
Telekom Srpske a.d.	1,12	-0,89%	422.639

↓ GUBITNICI

IME	CENA	PROMENA%	OBIM
Telekom Srpske a.d.	1,12	-0,89%	422.639

SASX10 Vrednost 871,66



↑ DOBITNICI

IME	CENA	PROMENA%	OBIM
BOSNALIJEK D.D.	26,55	45,88%	154.098
JP ELEKTROPRIVREDA BIH	9,20	0,00%	72.266

↓ GUBITNICI

IME	CENA	PROMENA%	OBIM
JP ELEKTROPRIVREDA BIH	9,20	0,00%	72.266
BOSNALIJEK D.D.	26,55	45,88%	154.098

Crobex Vrednost 1.980,49



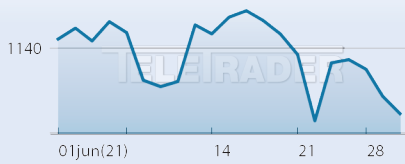
↑ DOBITNICI

IME	CENA	PROMENA%	OBIM
Adris grupa d. d. -	440,00	4,51%	25.997
Valamar Riviera d.d.	30,20	2,37%	414.404
Zagrebačka banka d.d. -	58,20	0,34%	53.410
Atlantic grupa d.d. -	1.500,00	-1,96%	1.567
Ericsson Nikola Tesla d.d. -	1.600,00	-5,60%	4.934

↓ GUBITNICI

IME	CENA	PROMENA%	OBIM
Dalekovod d.d. - redovne	0,97	-29,71%	1.264.108
Ericsson Nikola Tesla d.d. -	1.600,00	-5,60%	4.934
Atlantic grupa d.d. -	1.500,00	-1,96%	1.567
Zagrebačka banka d.d. -	58,20	0,34%	53.410
Valamar Riviera d.d.	30,20	2,37%	414.404

SBI TOP Vrednost 1.124,53



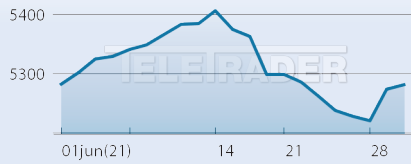
↑ DOBITNICI

IME	CENA	PROMENA%	OBIM
LUKA KOPER	24,60	0,00%	30.954
KRKA	104,00	-1,89%	148.220
POZAVAROVALNICA SAVA	24,90	-5,68%	70.957
ZAVAROVALNICA TRIGLAV	33,00	-6,52%	47.049

↓ GUBITNICI

IME	CENA	PROMENA%	OBIM
ZAVAROVALNICA TRIGLAV	33,00	-6,52%	47.049
POZAVAROVALNICA SAVA	24,90	-5,68%	70.957
KRKA	104,00	-1,89%	148.220
LUKA KOPER	24,60	0,00%	30.954

MBI10 Vrednost 5.281,14



↑ DOBITNICI

IME	CENA	PROMENA%	OBIM
NLB Banka Skopje	23.000,00	6,53%	1.171
Stopanska banka Bitola	3.150,00	4,30%	1.205
Komercijalna banka	8.802,00	1,76%	12.759
Makedonski Telekom	344,00	-1,71%	388.528
Alkaloid Skopje	15.500,00	-1,90%	5.757

↓ GUBITNICI

IME	CENA	PROMENA%	OBIM
Granit Skopje	1.200,00	-4,00%	15.042
Stopanska banka Skopje	1.200,00	-4,00%	18.554
TTK Banka AD Skopje	1.451,00	-3,27%	3.464
Alkaloid Skopje	15.500,00	-1,90%	5.757
Makedonski Telekom	344,00	-1,71%	388.528

Tehnologiju i podatke obezbedio TeleTrader d.o.o. Podaci o postignutim cenama, procentualnim promenama i obimu su prikazani na mesečnom nivou. Cene su izražene u lokalnim valutama. Uprkos pažljivom preuzimanju i pribavljanju podataka, TeleTrader d.o.o. ne preuzima nikakvu odgovornost za ispravnost, potpunost ili tačnost informacija.

TeleTrader Professional

The Professional Trader's Workstation

Profesionalna platforma za analizu berzanskih podataka

<http://professional.teletrader.com/>

