

Bilten

BEOGRADSKA
BERZAGodina XXVI
Broj 318
Jul 2021.

MESEČNI PROMET / MONTHLY TURNOVER

TRŽIŠNI SEGMENT / MARKET SEGMENT	Promet RSD / Turnover RSD	Promena % / % Change (RSD)*	Promet EUR / Turnover EUR	Promena % / % Change (EUR)*	Broj transakcija / No of Transactions
PRIME LISTING-akcije	29,678,659	+15.92%	252,451	+15.93%	759
PRIME LISTING-obveznice Republike Srbije	1,554,266,541	-56.43%	13,220,983	-56.42%	42
STANDARD LISTING-akcije	29,174,399	-0.44%	248,166	-0.43%	54
OPEN MARKET-akcije	41,696,072	-92.62%	354,671	-92.62%	130
MTP-akcije	46,265,397	-56.17%	393,532	-56.17%	163

* mesečna promena / * monthly change

METODE TRGOVANJA / TRADING METHODS	Promet RSD / Turnover RSD	Promena % / % Change (RSD)*	Promet EUR / Turnover EUR	Promena % / % Change (EUR)*	Broj transakcija / No of Transactions
Kontinuirano trgovanje / Continuous trading method	1,698,497,823	-60.06%	14,447,829	-60.06%	1,147
Blok trgovanja / Block trading	2,583,245	-93.51%	21,973	-93.51%	1
Ukupno / Total	1,701,081,068	-60.37%	14,469,803	-60.37%	1,148

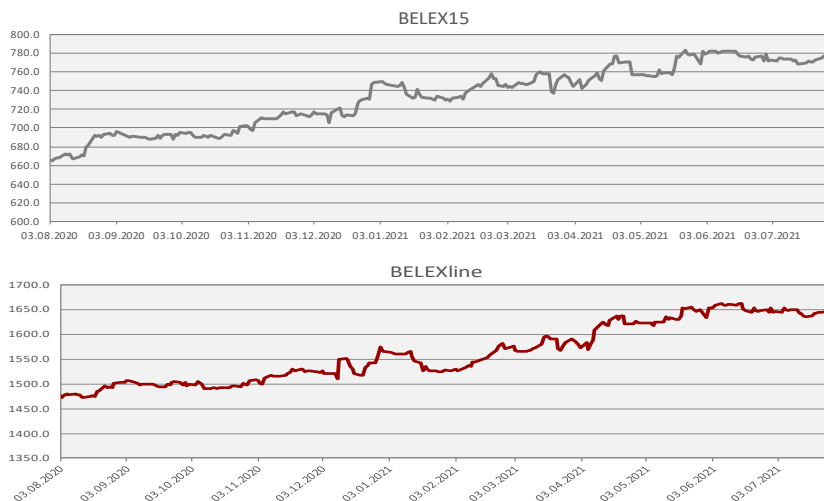
* mesečna promena / * monthly change

STRUKTURA TRGOVANJA / TRADING STRUCTURE	Učešće u ukupnom prometu / Total Turnover	Učešće u ukupnom broju transakcija / Total No. Of Trades	Učešće u prometu akcijama / Turnover - Shares	Učešće u broju transakcija akcijama / No of Trades - Shares
Regulisano tržište / Regulated Market	97.28%	85.80%	68.49%	85.26%
MTP	2.72%	14.20%	31.51%	14.74%
METODE TRGOVANJA / TRADING METHODS				
Kontinuirano trgovanje / Continuous trading	99.85%	99.91%	98.24%	99.91%
Blok trgovanja / Block trading	0.15%	0.09%	1.76%	0.09%
VRSTE HOV / SECURITY TYPE				
Akcije / Shares	8.63%	96.34%	-	-
Obveznice Republike Srbije / RS Bonds	91.37%	3.66%	-	-
Korporativne obveznice / Corporate Bonds	0.00%	0.00%	-	-
INDEKSI / INDICES				
BELEX15	5.38%	76.92%	62.31%	79.84%
BELEXline	6.76%	83.36%	78.33%	86.53%

PROMET U PRETHODNIH 12 MESECI / TURNOVER IN PREVIOUS 12 MONTHS

Mesec / Month	Listing	Open Market	Regulisano / Regulated Market	MTP	Ukupno / Total	Br. Transakcija / No of Transactions
JUL 2021	1,613,119,599	41,696,072	1,654,815,671	46,265,397	1,701,081,068	1,148
JUN 2021	3,621,882,419	565,050,460	4,186,932,879	105,562,078	4,292,494,957	1,770
MAJ 2021	364,708,913	181,873,825	546,582,738	164,023,381	710,606,119	1,657
APRIL 2021	4,741,499,773	95,863,461	4,837,363,234	219,210,473	5,056,573,707	2,051
MART 2021	1,384,264,827	144,884,876	1,529,149,703	198,744,779	1,727,894,482	1,810
FEBRUAR 2021	5,088,160,062	44,949,749	5,133,109,811	155,648,215	5,288,758,026	1,857
JANUAR 2021	1,347,760,980	16,481,850	1,364,242,830	26,775,647	1,391,018,477	1,038
DECEMBAR 2020	4,574,035,074	288,316,813	4,862,351,887	144,728,160	5,007,080,047	1,923
NOVEMBAR 2020	2,697,283,452	17,597,428	2,714,880,880	69,874,336	2,784,755,216	1,289
OKTOBAR 2020	2,767,941,193	116,908,135	2,884,849,328	63,331,505	2,948,180,833	1,463
SEPTEMBAR 2020	3,451,939,927	10,300,290	3,462,240,217	41,511,949	3,503,752,166	1,009
AVGUST 2020	769,981,610	25,293,837	795,275,447	23,454,407	818,729,854	1,167

BELEX15	BELEX15	BELEXline
Vrednost / Value	775.66	1,650.42
% Promena / % Change	-0.49%	-0.16%
Promena / Change	-3.79	-2.66
Promet/ Turnover	91,478,273	114,995,723
Vrednost na dan 30.06.2021.	767.08	1,645.15
Najviša vrednost/ Maximum	777.70	1,653.51
Najniža vrednost/ Minimum	767.05	1,635.76
Godišnja promena / Annual change	+ 3.61%	+ 5.39%
PE	26.38	13.73
PB	0.74	0.61
FIS	16.60	29.22
b-FIS	2.76	18.45
s-FIS	30.45	39.99



MESEČNI PREGLED PO HARTIJAMA IZ KORPE INDEKSA BELEX15 / STATISTICS BY BELEX15 BASKET SECURITIES

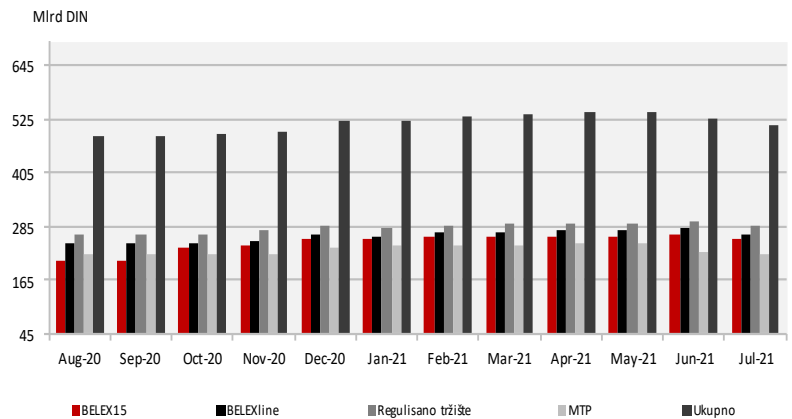
	AERO	ALFA	DNOS	ENHL
Poslednja cena / Last Price	1,010	20,700	3,650	340
Broj transakcija / No. of Trades	309	8	25	11
Obim trgovanja / Volume	489	129	1,988	1,249
Vrednost prometa / Turnover RSD	491,329	2,670,400	7,232,972	420,027
Vrednost prometa EUR / Turnover EUR	4,179	22,714	61,524	3,573
Tržišna kapitalizacija / Market Cap	35,376,390,290	3,256,772,400	15,425,341,650	3,716,639,280
Tržišna kapitalizacija EUR / Market Cap EUR	300,904,595	27,701,463	131,204,912	31,613,000
Prosek prometa RSD / Average Turnover RSD	22,333.14	121,381.82	328,771.45	19,092.14
Prosek prometa EUR / Average Turnover EUR	189.97	1,032.46	2,796.57	162.40
Prosek broja transakcija / Average No. of Trades	14.05	0.36	1.14	0.50
FIS	0.00%	0.00%	4.21%	7.75%
b-FIS	%	%	7.42%	%
s-FIS	%	%	1.01%	15.51%

	FINT	IMPL	JESV	KMBN
Poslednja cena / Last Price	600	3,443	8,500	3,701
Broj transakcija / No. of Trades	8	11	13	21
Obim trgovanja / Volume	1,133	526	221	5,707
Vrednost prometa / Turnover RSD	686,030	1,803,276	1,840,650	21,117,975
Vrednost prometa EUR / Turnover EUR	5,836	15,339	15,657	179,636
Tržišna kapitalizacija / Market Cap	15,906,303,600	3,244,294,141	2,168,605,000	62,243,255,156
Tržišna kapitalizacija EUR / Market Cap EUR	135,295,879	27,595,326	18,445,726	529,428,845
Prosek prometa RSD / Average Turnover RSD	31,183.18	81,967.09	83,665.91	959,907.95
Prosek prometa EUR / Average Turnover EUR	265.25	697.23	711.67	8,165.28
Prosek broja transakcija / Average No. of Trades	0.36	0.50	0.59	0.95
FIS	3.13%	0.00%	9.24%	30.66%
b-FIS	%	%	%	%
s-FIS	6.27%	%	18.47%	61.33%

	MTLC	NIIS	TGAS
Poslednja cena / Last Price	1,900	601	14,500
Broj transakcija / No. of Trades	20	431	26
Obim trgovanja / Volume	3,280	46,981	1,480
Vrednost prometa / Turnover RSD	6,215,774	28,081,273	20,918,567
Vrednost prometa EUR / Turnover EUR	52,873	238,863	177,935
Tržišna kapitalizacija / Market Cap	3,876,000,000	97,999,300,400	15,031,541,000
Tržišna kapitalizacija EUR / Market Cap EUR	32,968,491	833,562,710	127,855,321
Prosek prometa RSD / Average Turnover RSD	282,535.18	1,276,421.50	950,843.95
Prosek prometa EUR / Average Turnover EUR	2,403.30	10,857.41	8,087.95
Prosek broja transakcija / Average No. of Trades	0.91	19.59	1.18
FIS	17.35%	0.37%	33.46%
b-FIS	31.93%	%	%
s-FIS	2.77%	0.74%	66.93%

TRŽIŠNA KAPITALIZACIJA / MARKET CAPITALIZATION

	U hiljadama / In thousands RSD	U hiljadama / In thousands EUR
Ukupno/Total	510,262,065	4,340,188
Regulisano tržište/ Regulated Market	288,254,683	2,451,837
Listing	221,286,494	1,882,219
Prime Listing –akcije / shares	152,998,634	1,301,376
Standard Listing-akcije / shares	68,287,860	580,843
Open Market	66,968,190	569,618
MTP	222,007,381	1,888,351
BELEX15	258,244,443	2,196,576
BELEXline	269,569,679	2,292,906



SEKTORSKA KLASIFIKACIJA – AKCIJE / SECTOR CLASSIFICATION – SHARES

Sektor / Sector	Promet – Akcije / Turnover - Shares	Br. transakcija – Akcije / No. Of Trades - Shares	Tržišna kapitalizacija / Market Capitalization	FIS
Prerađivačka industrija	53,729,667	136	170,089,047,652	47.57%
Rudarstvo	28,081,273	431	98,647,429,119	0.37%
Finansijske delatnosti i delatnost osiguranja	37,141,578	90	89,202,824,350	21.53%
Trgovina na veliko i malo i popravka motornih vozila	13,699,860	18	39,709,128,394	0.20%
Poslovanje nekretninama	491,329	309	36,741,537,688	0.00%
Građevinarstvo	3,633,660	19	22,612,551,240	4.68%
Poljoprivreda, šumarstvo i ribarstvo	6,766,531	62	15,938,408,303	7.12%
Snabdevanje električnom energijom, gasom i parom	686,030	8	15,906,303,600	3.13%
Saobraćaj i skladištenje	1,679,449	20	11,757,675,483	0.00%
Stručne, naučne, inovacione i tehničke delatnosti	596,350	8	3,290,532,429	0.00%
Usluge smeštaja i ishrane	187,500	3	3,071,762,713	0.00%
Informisanje i komunikacije	1,300	1	2,127,425,741	0.00%
Administrativne i pomoćne uslužne delatnosti	120,000	1	631,408,183	0.00%
Obrazovanje		0	203,830,124	0.00%
Ostale uslužne delatnosti		0	172,571,260	0.00%
Umetnost, zabava i rekreacija		0	102,219,000	0.00%
Snabdevanje vodom i upravljanje otpadnim vodama		0	53,617,230	0.00%
Zdravstvena i socijalna zaštita		0	3,792,040	0.00%

UČEŠĆE ČLANOVA U PROMETU / PARTICIPATION OF STOCK EXCHANGE MEMBERS IN THE TURNOVER

REGULISANO TRŽIŠTE / REGULATED MARKET

Član Berze / Member	Udeo u prometu / Participation in Turnover (%)	Udeo u broju transakcija / Participation in No. Of Transactions (%)
UniCredit Bank Srbija a.d., Beograd	46.84%	0.10%
Banka Poštanska štedionica a.d., Beograd	29.72%	31.52%
Komercijalna banka a.d., Beograd	17.57%	15.38%
OTP banka Srbija a.d., Novi Sad	1.75%	8.88%
M&V Investments a.d., Beograd	0.84%	12.44%
Erste bank a.d., Novi Sad	0.54%	1.93%
Dunav Stockbroker a.d., Beograd	0.54%	1.07%
Raiffeisen banka a.d., Beograd	0.53%	8.32%
Banca Intesa a.d., Beograd	0.51%	0.36%
Ilirika investments a.d., Beograd	0.32%	6.29%
Ostali	0.85%	13.71%

MTP

Član Berze / Member	Udeo u prometu / Participation in Turnover (%)	Udeo u broju transakcija / Participation in No. Of Transactions (%)
Erste bank a.d., Novi Sad	21.80%	3.70%
Euro fineks broker a.d., Beograd	21.11%	1.85%
Komercijalna banka a.d., Beograd	18.38%	17.28%
Intercity broker a.d., Beograd	12.49%	2.78%
Tesla Capital a.d., Beograd	9.82%	29.32%
M&V Investments a.d., Beograd	6.81%	14.51%
Momentum Securities a.d., Novi Sad	3.09%	7.41%
Ilirika investments a.d., Beograd	2.66%	15.74%
OTP banka Srbija a.d., Novi Sad	2.15%	1.23%
Tezoro broker a.d., Beograd	0.66%	2.47%
Ostali	1.03%	3.70%

UČEŠĆE STRANIH INVESTITORA / FOREIGN INVESTORS PARTICIPATION—FIT, FIS, FIB

Mesec / Month	FIT	FIS	b-FIS	s-FIS	FIB
JUL 2021	2.13%	23.41%	15.11%	31.70%	0.12%
JUN 2021	0.31%	1.43%	1.37%	1.50%	0.08%
MAJ 2021	2.27%	3.63%	1.16%	6.10%	0.45%
APRIL 2021	12.35%	23.22%	40.71%	5.74%	10.34%
MART 2021	7.66%	11.00%	11.16%	10.83%	6.40%
FEBRUAR 2021	20.34%	40.03%	18.42%	61.65%	17.19%
JANUAR 2021	12.64%	12.80%	19.65%	5.95%	12.63%
DECEMBAR 2020	11.22%	22.98%	26.97%	18.98%	9.13%
NOVEMBAR 2020	5.80%	33.35%	50.55%	16.14%	3.76%
OKTOBAR 2020	19.24%	22.70%	22.10%	23.30%	18.92%
SEPTEMBAR 2020	2.65%	37.18%	35.12%	39.25%	1.38%
AVGUST 2020	36.27%	54.57%	36.65%	72.48%	12.91%

Prema specifikaciji klijenata Centralnog registra / According to the Central depository clients

NAJVEĆE PROMENE CENE, REGULISANO TRŽIŠTE / BIGGEST PRICE CHANGES, REGULATED MARKET

Izdavalac / Issuer	Cena / Price 30.07.2021.	Cena / Price 30.06.2021.	Promena % / % Change	Izdavalac / Issuer	Cena / Price 30.07.2021.	Cena / Price 30.06.2021.	Promena % / % Change
Jedinstvo a.d., Sevojno, JESV	8,500	8,000	+ 6.25%	Tigar a.d., Pirot, TIGR	14	17	-17.65%
Messer Tehnogas a.d., Beograd, TGAS	14,500	14,000	+ 3.57%	Energoprojekt holding a.d., Beograd, ENHL	340	400	-15.00%
Philip Morris Operations a.d., Niš, DINNPB	7,400	7,200	+ 2.78%	Komercijalna banka a.d., Beograd,	1,120	1,202	-6.82%
Impol Seval a.d., Sevojno, IMPL	3,443	3,400	+ 1.26%	Aerodrom Nikola Tesla a.d., Beograd, AERO	1,010	1,036	-2.51%
Dunav osiguranje a.d., Beograd, DNOS	3,650	3,637	+ 0.36%	Fintel energija a.d., Beograd, FINT	600	610	-1.64%

NAJVEĆA VREDNOST PROMETA, REGULISANO TRŽIŠTE / BIGGEST TURNOVER, REGULATED MARKET

Izdavalac / Issuer	Vrednost prometa / Turnover	Blok trgovanja / Block Trades	Izdavalac / Issuer	Vrednost prometa / Turnover	Blok trgovanja / Block Trades
NIS a.d., Novi Sad, NIIS	28,081,273	0	Philip Morris Operations a.d., Niš, DINNPB	5,238,027	0
Komercijalna banka a.d., Beograd, KMBN	21,117,975	0	Alfa plam a.d., Vranje, ALFA	2,670,400	0
Messer Tehnogas a.d., Beograd, TGAS	20,918,567	0	Komercijalna banka a.d., Beograd, KMBNPB	1,873,970	0
Dunav osiguranje a.d., Beograd, DNOS	7,232,972	0	Jedinstvo a.d., Sevojno, JESV	1,840,650	0
Metalac a.d., Gornji Milanovac, MTLC	6,215,774	0	Impol Seval a.d., Sevojno, IMPL	1,803,276	0

**NAJNIŽI P/E, REGULISANO TRŽIŠTE /
LOWEST P/E, REGULATED MARKET**

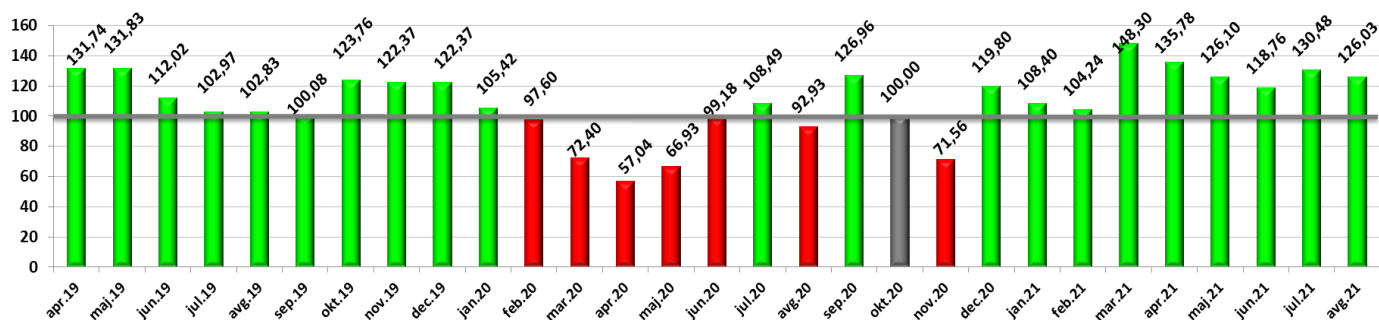
Izdavalac / Issuer	P/E	Izdavalac / Issuer	P/E
Dunav osiguranje a.d., Beograd	4.82	Kopaonik a.d., Beograd	15.58
Jedinstvo a.d., Sevojno	6.67	VP Dunav a.d., Bačka Palanka	21.13
Galenika Fitofarmacija a.d., Zemun	7.64	Energoprojekt holding a.d., Beograd	22.47
Messer Tehnogas a.d., Beograd	7.92	Alfa plam a.d., Vranje	29.98
Metalac a.d., Gornji Milanovac	15.20	Globos osiguranje a.d., Beograd	147.45

**NAJNIŽI P/B, REGULISANO TRŽIŠTE /
LOWEST P/B, REGULATED MARKET**

Izdavalac / Issuer	P/B	Izdavalac / Issuer	P/B
ALTA banka a.d., Beograd	0.31	Impol Seval a.d., Sevojno	0.48
NIS a.d., Novi Sad	0.39	Lasta a.d., Beograd	0.66
Alfa plam a.d., Vranje	0.40	Galenika Fitofarmacija a.d., Zemun	0.75
Energoprojekt holding a.d., Beograd	0.40	Messer Tehnogas a.d., Beograd	0.76
Kopaonik a.d., Beograd	0.44	Jedinstvo a.d., Sevojno	0.79

NAJVEĆA TRŽIŠNA KAPITALIZACIJA, REGULISANO TRŽIŠTE / BIGGEST MARKET CAPITALIZATION, REGULATED MARKET

Izdavalac / Issuer	Simbol	Tržišna kapitalizacija - mil RSD / Market Capitalization—mil RSD	FFc	Izdavalac / Issuer	Simbol	Tržišna kapitalizacija - mil RSD / Market Capitalization—mil RSD	FFc
NIS a.d., Novi Sad	NIIS	97,999.300	0.14	Dunav osiguranje a.d., Beograd	DNOS	15,425.342	0.06
Komercijalna banka a.d., Beograd	KMBN	62,243.255	0.17	Messer Tehnogas a.d., Beograd	TGAS	15,031.541	0.18
Aerodrom Nikola Tesla a.d., Beograd	AERO	35,376.390	0.15	Metalac a.d., Gornji Milanovac	MTLC	3,876.000	0.79
Philip Morris Operations a.d., Niš	DINNPB	24,484.883	0.11	Energoprojekt holding a.d., Beograd	ENHL	3,716.639	0.13
Fintel energija a.d., Beograd	FINT	15,906.304	0.06	Alfa plam a.d., Vranje	ALFA	3,256.772	0.15

BELEXsentiment


LISTING

PRIME LISTING—AKCIJE / SHARES

Izdavalac / Issuer	Simbol / Symbol	Cena / Price	Mesečna promena % / Monthly Change %	Obim / Volume	Promet (RSD) / Turnover (RSD)	Raspon cene- 52 nedelje / 52 Weeks High/Low	Broj emitovanih akcija / Number of Shares Issued	%Prinos (dividenda) / Dividend	P/E	P/B
Aerodrom Nikola Tesla a.d., Beograd	AERO	1,010	-2.51%	489	491,329	853 - 1,050	35,026,129	0.00	-44.27	1.23
Energoprojekt holding a.d., Beograd	ENHL	340	-15.00%	1,249	420,027	301 - 450	10,931,292	0.00	22.47	0.40
Fintel energija a.d., Beograd	FINT	600	-1.64%	1,133	686,030	590 - 667	26,510,506	0.00	-445.24	36.99
NIS a.d., Novi Sad	NIS	601	-1.48%	46,981	28,081,273	530 - 650	163,060,400	0.04	-16.59	0.39

PRIME LISTING—OBVEZNICE RS / RS BONDS

Simbol / Symbol	Cena / Price	Mesečna promena %	Promet RSD / Turnover RSD	Mesečni raspon cene / Monthly High/Low
RSO19181	112.1610	+ 1.6861%	981,049,835	112.1610-112.1610
RSO20193	113.8123	+ 5.5134%	569,061,500	113.8123-113.8123
RSSDS20214	96.4000	-0.0073%	733,862	96.4000-96.4100
RSSDS20225	95.2000	-0.0088%	785,165	95.2000-95.2000
RSSDS20226	94.5000	+ 0.3948%	1,109,560	94.1200-94.5000
RSSDS20237	93.1000	0.0000%	767,846	93.1000-93.1000
RSSDS20238	92.0000	0.0000%	758,773	92.0000-92.0000

STANDARD LISTING—AKCIJE / SHARES

Izdavalac / Issuer	Simbol / Symbol	Cena / Price	Mesečna promena % / Monthly Change %	Obim / Volume	Promet (RSD) / Turnover (RSD)	Raspon cene- 52 nedelje / 52 Weeks High/Low	Broj emitovanih akcija / Number of Shares Issued	%Prinos (dividenda) / Dividend	P/E	P/B
Jedinstvo a.d., Sevojno	JESV	8,500	+ 6.25%	221	1,840,650	6,444 - 8,500	255,130	0.07	6.67	0.79
Komercijalna banka a.d., Beograd	KMBN	3,701	0.00%	5,707	21,117,975	2,300 - 3,799	16,817,956	0.00		0.86
Metalac a.d., Gornji Milanovac	MTLC	1,900	-0.05%	3,280	6,215,774	1,811 - 1,950	2,040,000	0.04	15.20	1.13

OPEN MARKET

AKCIJE / SHARES

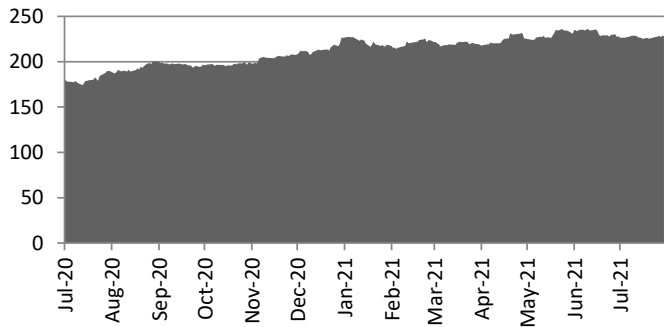
Izdavalac / Issuer	Simbol / Symbol	Cena / Price	Mesečna promena % / Monthly Change %	Obim / Volume	Promet (RSD) / Turnover (RSD)	Raspon cene- 52 nedelje / 52 Weeks High/Low	Broj emitovanih akcija / Number of Shares Issued	Tržišna kapitalizacija / Market Capitalization
Alfa plam a.d., Vranje	ALFA	20,700	0.00%	129	2,670,400	20700-23500	157,332	3,256,772
Philip Morris Operations a.d., Niš	DINNPB	7,400	+ 2.78%	726	5,238,027	5500-7450	3,308,768	24,484,883
Dunav osiguranje a.d., Beograd	DNOS	3,650	+ 0.36%	1,988	7,232,972	3001-4500	4,226,121	15,425,342
Impol Seval a.d., Sevojno	IMPL	3,443	+ 1.26%	526	1,803,276	3100-3800	942,287	3,244,294
ALTA banka a.d., Beograd	JMBN	4,350	0.00%	16	69,600	4000-5750	288,330	1,254,236
Komercijalna banka a.d., Beograd	KMBNPB	1,120	-6.82%	1,681	1,873,970	712-1529	373,510	418,331
Kopaonik a.d., Beograd	KOPB	8,000	0.00%	38	304,000	7100-8000	138,906	1,111,248
Messer Tehnogas a.d., Beograd	TGAS	14,500	+ 3.57%	1,480	20,918,567	12600-14500	1,036,658	15,031,541
Tigar a.d., Pirot	TIGR	14	-17.65%	90	1,260	13-26	8,156,236	114,187
VP Dunav a.d., Bačka Palanka	VPDU	12,000	0.00%	132	1,584,000	12000-12000	10,216	122,592

AKCIJE

Izdavalac	Simbol	Cena	Mesečna promena %	Obim	Promet (DIN)	Raspon cene-52 nedelje	Broj emitovanih akcija	Tržišna kapitalizacija
Albus a.d. , Novi Sad	ALBS	250	0.00%	32	8,000	250-250	451,986	112,997
AMS Osiguranje a.d. , Beograd	AMSOPB	700	+ 7.03%	300	210,000	601-700	100,000	70,000
Aquatus a.d. , Beograd	AQUA	108	0.00%	270	29,160	106-108	237,718	25,674
BAS a.d. , Beograd	BASB	801	+ 0.13%	156	124,956	800-801	311,187	249,261
Borac a.d. , Šurjan	BRCS	3,800	0.00%	9	34,200	1166-3800	71,412	271,366
Goša FOM a.d. , Smederevska Palanka	GFOM	350	-0.57%	145	50,750	350-400	1,369,003	479,151
Galeb GTE a.d. , Beograd	GLBG	30	0.00%	500	15,000	30-30	313,046	9,391
Goša montaža a.d. , Beograd	GMON	1,800	0.00%	25	45,000	1700-2200	221,138	398,048
Hotel Park a.d. , Novi Sad	HPNS	250	0.00%	750	187,500	250-250	552,004	138,001
Inex - bakar a.d. , Majdanpek	INXB	750	+ 78.57%	14,132	10,598,880	630-750	36,982	27,737
Irmovo a.d. , Kisač	IRMV	2,700	0.00%	878	2,370,600	1703-3000	106,219	286,791
Iritel a.d. , Beograd	IRTL	1,200	+ 3.63%	498	596,350	1000-1940	290,104	348,125
Jugoprevoz Kruševac a.d. , Kruševac	JGPK	2,570	+ 2.19%	511	1,293,993	2300-2570	76,138	195,675
Luka Beograd a.d. , Beograd	LBGD	800	-20.00%	298	238,400	800-800	6,962,434	5,569,947
Luka Leget a.d. , Sremska Mitrovica	LKLG	2,210	0.00%	10	22,100	1500-3850	200,913	444,018
Novosadski sajam a.d. , Novi Sad	NSSJ	600	0.00%	200	120,000	600-600	818,947	491,368
Omoljica a.d. , Omoljica	OMOL	3,601	-9.95%	706	2,489,847	780-3999	326,875	1,177,077
Politika a.d. , Beograd	PLTK	13	-27.78%	100	1,300	8-18	14,066,121	182,860
PP Miletić a.d. , Srpski Miletić	PMLT	4,000	-8.68%	323	1,292,084	1301-6590	201,924	807,696
Preduzeće za puteve Valjevo a.d. , Valjevo	PPVA	2,000	-0.05%	100	200,000	1610-2194	201,904	403,808
Progres a.d. , Beograd	PRGS	14	-33.33%	2,895	53,795	12-35	6,119,016	85,666
Putevi a.d. , Užice	PUUE	170	+ 6.25%	53	9,010	66-190	982,241	166,981
Sloga a.d. , Kač	SLPP	718	+ 2.57%	770	549,800	550-804	246,101	176,701
Stoteks a.d. , Novi Sad	STOTN	210	+ 40.00%	402	84,440	150-220	383,640	80,564
Stari Tamiš a.d. , Pančevo	STTM	6,000	-29.41%	5	30,000	4450-9000	395,815	2,374,890
Min Div a.d. , Svrljig	SVRL	653	-6.58%	28,629	18,691,671	600-699	948,073	619,092
Uniprom a.d. , Novi Pazar	UNPR	750	0.00%	506	379,500	750-750	201,890	151,418
Utva silosi a.d. , Kovin	UTSI	3,000	0.00%	1,088	3,264,000	1400-3000	165,729	497,187
Voda Vrnjci a.d. , Vrnjačka Banja	VDAV	3,000	-16.67%	19	61,800	3000-3600	114,787	344,361
Vital a.d. , Vrbas	VITL	1,082	+ 0.09%	239	258,416	900-1300	763,937	826,580
Zlatarplast a.d. , Nova Varoš	ZLTP	3,500	0.00%	40	140,000	3500-3500	63,514	222,299
Žitopek a.d. , Niš	ZTPK	579	0.00%	400	231,600	570-650	247,899	143,534

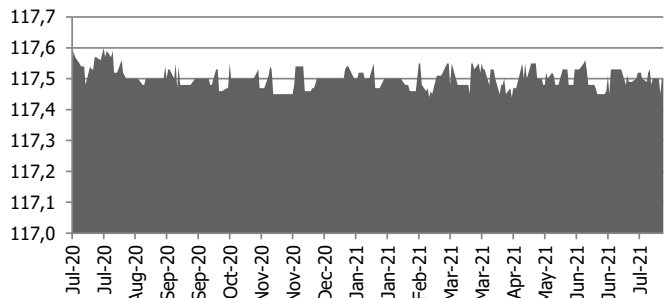
Stock Indices	LAST	YTD Change	YoY Change	Monthly Change
SRX USD	229,4	1,35%	10,86%	0,05%
DJ BALKAN 50	476,37	7,72%	43,73%	1,45%
CECE BANKING	1399,55	38,18%	46,85%	2,08%
DJ Stoxx 50	3634,2	16,92%	24,86%	1,22%
Eurotop 100	3406,29	18,17%	24,18%	1,14%
FTSE 100	7196,77	6,43%	22,07%	-0,07%
Xetra DAX	15770,71	14,96%	23,85%	0,09%
S&P 500	4432,35	18,12%	33,09%	1,55%
DJ Industrial	35264,67	15,22%	27,37%	1,08%
Nikkei 225	28070,51	2,28%	22,88%	-1,88%

SRX/ USD



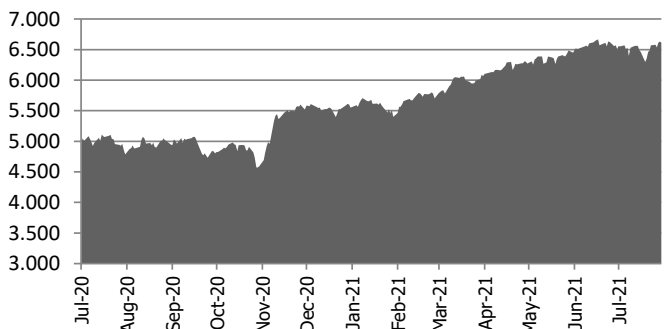
FX & MM Rates	BID	Monthly High	Monthly Low	Monthly Change
EUR/USD	1,1718	1,1899	1,1707	0,13%
EUR/GBP	0,8467	0,8557	0,8451	-0,42%
EUR/CHF	1,0814	1,0822	1,0721	-2,06%
EUR/RSD	117,48	117,54	117,56	-0,03%
EUR/JPY	129,58	130,42	129,15	-1,21%
3M Euro Deposit	0,53	0,66	0,25	0,37%
3M RSD Deposit	9,99	12,19	9,10	4,81%

EUR/RSD



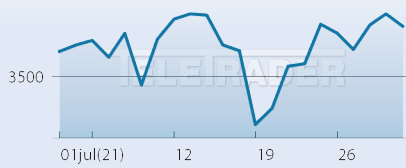
Commodities	LAST	Units	Monthly Change
Gold	1728,71	\$/oz	2,41%
Silver	23,32	\$/oz	-2,53%
LME Copper	CU 9409,£	\$/ton	7,24%
LME Alluminum	AL 2579,0	\$/ton	12,03%
IPE Brent	70,63	\$/bbl	1,57%
IPE Gasoil	579,50	\$/ton	2,69%
CBOT Wheat	727,00	USc/bsh	4,58%
CBOT Corn	549,25	USc/bsh	-31,63%
CBOT Soybean	1447,50	USc/bsh	-2,49%
CBOT Soymeal	360,30	USD/ton	-6,49%
LIFFE Coffee	1858,00	USD/ton	3,64%
LIFFE Sugar	468,20	USD/ton	-0,45%

CAC 40



Debt -- CDS	LAST	Term	S&P	Moody's
UNITED KINGDOM	11,78	5Y	AA	Aa2
GERMANY	10,34	5Y	AAA	Aaa
SPAIN	30,11	5Y	A	Baa1
UKRAINE	441,19	5Y	B	Caa1
ROMANIA	89,49	5Y	BBB-	Baa3
HUNGARY	54,11	5Y	BBB	Baa3
CROATIA	76,95	5Y	BBB-	Ba2
JAPAN	15,98	5Y	A+	A1
CHINA	46,80	5Y	A+	A1
ARGENTINA	8312,69	5Y	SD	Caa2
BRAZIL	189,70	5Y	BB-	Ba2
MEXICO	92,89	5Y	A-	A3

DJ STOXX 50 Vrednost 3.569,62



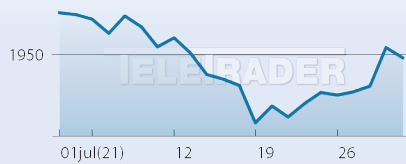
↑ DOBITNICI

IME	CENA	PROMENA%	OBIM
ADYEN N.V. EO-	2.314,50	11,68%	372
ASML HOLDING EO-	640,00	11,38%	10.450
RELX PLC LS-	24,99	9,46%	4.106
NOVO-NORDISK NAM.B	78,18	9,37%	56.779
BHP GROUP PLC DL-	27,45	8,28%	89.829

↓ GUBITNICI

IME	CENA	PROMENA%	OBIM
RECKITT BENCK.GRP LS-	65,50	-13,82%	41.920
ANHEUSER-BUSCH INBEV	53,19	-12,87%	36.189
BP PLC DL-	3,39	-10,89%	1.616.011
PROSUS NV EO-	74,97	-8,28%	52.186
SAFRAN INH. EO-	111,14	-5,49%	2.110

Crobex Vrednost 1.953,65



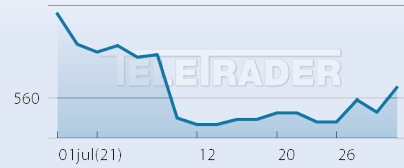
↑ DOBITNICI

IME	CENA	PROMENA%	OBIM
Dalekovod d.d. - redovne	105,00	16.566,67%	1.127.224
Ingra d.d. - redovne	12,10	13,08%	183.857
OT - Optima Telekom d.d.	4,94	9,05%	1.169.555
Ericsson Nikola Tesla d.d. -	1.665,00	3,42%	8.417
Zagrebačka banka d.d. -	60,00	3,09%	55.707

↓ GUBITNICI

IME	CENA	PROMENA%	OBIM
Institut IGH d.d. - redovne	100,00	-17,01%	5.253
Arena Hospitality Group	308,00	-7,23%	7.738
Valamar Riviera d.d.	28,70	-5,28%	550.249
AD plastik d.d. - redovne	185,50	-3,89%	23.315
Viktor Lenac d.d. -	10,00	-3,85%	57.004

BIRS Vrednost 556,97



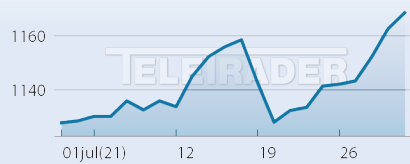
↑ DOBITNICI

IME	CENA	PROMENA%	OBIM
Telekom Srpske a.d.	1,08	-3,57%	1.082.786

↓ GUBITNICI

IME	CENA	PROMENA%	OBIM
Telekom Srpske a.d.	1,08	-3,57%	1.082.786

SBI TOP Vrednost 1.162,62



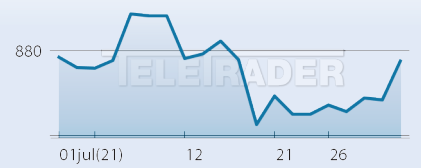
↑ DOBITNICI

IME	CENA	PROMENA%	OBIM
POZAVAROVALNICA SAVA	27,50	10,44%	43.312
KRKA	109,00	4,81%	98.706
PETROL	454,00	4,37%	3.789
ZAVAROVALNICA TRIGLAV	33,70	2,12%	23.070
NLB	65,80	1,54%	33.600

↓ GUBITNICI

IME	CENA	PROMENA%	OBIM
TELEKOM SLOVENIJE	59,60	-5,40%	19.975
KD GROUP	48,40	-3,20%	745
LUKA KOPER	24,80	0,81%	8.281
CINKARNA CELJE	233,00	1,30%	2.847
NLB	65,80	1,54%	33.600

SASX10 Vrednost 868,36



↑ DOBITNICI

IME	CENA	PROMENA%	OBIM
JP ELEKTROPRIVREDA BIH	9,80	6,52%	15.497
BOSNALIJEK D.D.	27,50	5,57%	34.245
BH TELECOM D.D.	9,84	2,50%	15.766
TRGOVINA BORAC D.D.	2,00	0,00%	9.441

↓ GUBITNICI

IME	CENA	PROMENA%	OBIM
TRGOVINA BORAC D.D.	2,00	0,00%	9.441
BH TELECOM D.D.	9,84	2,50%	15.766
BOSNALIJEK D.D.	27,50	5,57%	34.245
JP ELEKTROPRIVREDA BIH	9,80	6,52%	15.497

MBI10 Vrednost 5.392,01



↑ DOBITNICI

IME	CENA	PROMENA%	OBIM
Komercijalna banka	9.800,00	10,77%	23.903
Stopanska banka Skopje	1.230,00	2,50%	7.212
NLB Banka Skopje	23.400,00	1,74%	889
Alkaloid Skopje	15.800,00	1,61%	2.823
TTK Banka AD Skopje	1.469,00	1,24%	1.070

↓ GUBITNICI

IME	CENA	PROMENA%	OBIM
Makpetrol Skopje	75.000,00	-0,66%	360
Stopanska banka Bitola	3.170,00	0,63%	85
TTK Banka AD Skopje	1.469,00	1,24%	1.070
Alkaloid Skopje	15.800,00	1,61%	2.823
NLB Banka Skopje	23.400,00	1,74%	889

Tehnologiju i podatke obezbedio TeleTrader d.o.o. Podaci o postignutim cenama, procentualnim promenama i obimu su prikazani na mesečnom nivou. Cene su izražene u lokalnim valutama. Uprkos pažljivom preuzimanju i pribavljanju podataka, TeleTrader d.o.o. ne preuzima nikakvu odgovornost za ispravnost, potpunost ili tačnost informacija.

TeleTrader Professional

The Professional Trader's Workstation

Profesionalna platforma za analizu berzanskih podataka

<http://professional.teletrader.com/>

PREUZMITE
BESPLATNU
DEMO
VERZIJU